



Patient Lifts
Starting on Page 104



Oxygen Parts and Equipment
See Page 148 for Details



Recliners and Parts
Details Starting on Page 82

WHOLESALE PRICING



Blood Pressure
Parts and Equipment
See Page 150 for Details

JANUARY 2017
Parts, Accessories & Equipment #1150




We're The Friendly People
Compare & Save Lowest Pricing Around
SERVING YOUR NEEDS SINCE 1974



Wheelchair Parts and Equipment
Starting on Page 1



Bath Safety
Commodes and Chairs
Details Starting on Page 132



Walking Aids
Products Starting on Page 98

Parts, Accessories & Equipment **Keep Moving Forward**



AS LOW AS \$339.00

Drive
3 Position Recliners
See Page 82 for Details

Basic Patient Alarms
See Page 56



AS LOW AS \$129.00

Drive
Silver Sport 2 Wheelchairs
See Page 47 for Product Details



Shop Online www.ocelco.com or call 800-328-5343

Office Hours: Monday thru Friday 7:00 am to 4:30 pm (CST)

The Ocelco catalog was designed with you the customer, in mind. The detailed pictures and descriptions make your ordering quick and efficient. On the following pages you will find illustrated a complete line of patient aid products and replacement parts. If you do not find what you need please call our toll free number (1-800-328-5343), and one of our friendly customer service representatives will be happy to assist you. Our fax machine is also available for orders or requests.

Company Policy

ATTENTION: You'll get attentive, informed, person to person service whether you're placing an order or making an inquiry. Our customer service representatives will serve you promptly, efficiently and courteously. We stand firmly behind the Ocelco name.

TERMS: Our terms are **NET 45 DAYS, 2% discount if paid within 30 days** (excluding Credit Card payments & freight is NOT discountable) on all new and current accounts. Payment In Advance if not current. Payments become due 45 days after the invoice date, if the order is complete or not. Shipments will be held if an account contains invoices over 45 days past due. The account will go on permanent Payment In Advance when there is a history of past dues. All items sold on open accounts are secured items until paid in full. Third party collection fees and legal fees must be paid in full before an account can be reopened.

\$30.00 NSF Fee will be charged on all returned checks

FREIGHT: Freight will be prepaid and added to your invoice. Freight charges are part of your invoice and are due accordingly. Freight charges are not discountable.

PROOF OF DELIVERY: Ocelco will provide proof of delivery at your request. The fee for proof of delivery is \$15 if the customer received the package, no charge if it was lost in delivery. Be absolutely sure you did not receive the package before calling for proof of delivery.

PRICES: All prices are subject to change without notice. Prices reflect single unit cost, except where noted, no quantity discounts allowed. In the past, 95% of our prices remained in effect for more than one year. However, there may be price changes in accordance with our suppliers.

MINIMUM ORDER: No Order is too small.

RETURNS: No item will be accepted for return after 15 days from date of purchase. All returns must be labeled with a return authorization number which can be obtained from our customer service department. Claims for shortage, breakage or any other reason must be made within 48 hours of receipt. Shipping containers must be kept if shipment is damaged or short.

All returns are subject up to a **35% restocking fee**. The customer is responsible for all freight charges incurred.

CANCELLATION CHARGES: Orders may be canceled without charge providing your request is received prior to shipment. If the merchandise has been shipped there will be up to **35% restocking fee**, plus all freight charges incurred. Please get cancellation conformation to avoid these charges.

OTHER ORDER INFORMATION: We reserve the right to split shipments. We sell on first come first serve basis. Where available, substitutions will be shipped if the product ordered is not available or discontinued.



Order Online and SAVE Money with Ocelco Cash Rewards, *

We don't like to brag, but our customers are pretty special. That's why we like to shower them with exclusive benefits like Reward Points. Think of Reward Points as our way of saying we're glad to know you. With every transaction, you will obtain points based on the amount you spend, the more you spend the more you earn. These points can then be used towards your next purchase, to save you money. There is no fee or need to sign up for this program. With your first order you start earning points, and the next time you come back and order, your points will be displayed at check out for you to take advantage of. To date, we are one of the only companies offering these benefits in our industry. So, take advantage, and save money by using Ocelco Cash Reward Points. If you have any questions or concerns, please feel free to call us at **800-328-5343**. We will be happy to answer any questions or concerns you may have.

*Available with online purchases only.

We accept:



and Purchase Orders



Other Catalogs Available

Call us for your Free Equipment Catalog

Toll Free: 800-328-5343

Special Deals

Visit us online
WheelchairParts.com
for additional products & options

24" x 1.75" Pneumatic Tires



**WAS
\$13.28
NOW
\$3.00**

24" x 1.75" Pneumatic Tires
163-104 \$3.00

Medline Excel K1

The affordable Excel K1 Manual Wheelchair features the quality and durability you would expect of a higher-end wheelchair and the trusted Medline brand name.

Features:

Durable tig-welded frame.
Gray powder coat finish.
Comfortable nylon upholstery.
Smooth-rolling, solid flat-free tires.
Dual axle hemi-height adjustable.
300-lb (136 kg) weight capacity.



See Page 47

18" Wide Wheelchairs

Fixed Full Arms with Footrests
Fixed Full Arms with Legrests
Detachable Desk Arms with Footrests
Detachable Desk Arms with Legrests

010-380-F	\$132.00
010-380-L	\$148.00
010-381-F	\$132.00
010-381-L	\$148.00

**AS LOW
AS
\$132.⁰⁰**

— 100% —
CLOSEOUT

Wheelchair O2 Holder for D & E Cylinders



**WAS
\$70.62
NOW
\$15.00**

Wheelchair oxygen holder for D & E
cylinders that fits 7/8" tubing.
198-205 \$15.00

Double Momentary Nurse Call Cord

Easy to use and is heavy-duty. It is designed to meet the demanding requirements of institutional healthcare use. All of the call cords are latex free, include security clips (two with the double call cord) to attach pendant end to bed linens and the 1/4" phone plug works with most brands of call systems.

Replaces:

Altecom, Auth, Callcare, Crest Cornell
Dukane, Executone, Jeron, Mastercom
Med-Tek, Picker-Briggs, Rauland, Tektone

Double Momentary Nurse Call Cord

316-105 \$13.99

**WAS
\$25.98
NOW
\$13.99**

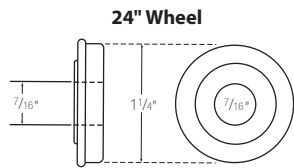


Visit our online store at www.WheelchairParts.com
or www.ocolco.com for many more products and choices

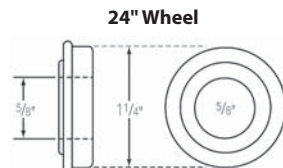
Bathroom Accessories	132-146	Shower Curtains	131	Wheelchair Parts (cont.)	
Grab Bars	140-146	Stethoscopes & Parts	149,152	Seat Guides	9
No-Slip Safety	139, 140	Suction Systems	155	Skirtguards	10
Raised Toilet Seats	137	Thermometers	155	Slide Posts	8
Safety Rails	138, 140-146	Tools	27, 156-157	Tires, Pneumatic	29-31
Toilet Seats	136	Walkers and Accessories	98 -103	Tires, Semi-Pneumatic	29-31
Bed Accessories	122-127	Drive	98 - 99	Tires, Snap-On	28
Pads & Positioners	124	Invacare	100	Tires, Snap-On Tire Tool	28
Accessories	125	Sunrise Medical	101	Toe Loops	41, 66
Bedrail Pads	123	Ski-Glides & Glide Caps	101	Tools	27, 156-157
Bed Cushion	124	Forearm Attachment	102	Upholstery	14-21
Foot / Elbow Pillows	124	Walker Accessories	100-103	Upholstery Hardware	15
Patient Lifters	104-121	Wheelchair Parts	1-46	Upholstery Sets	21
Bedrails & Parts	124	Arm Guides	8	Wheels Complete	32-36
Adjust Knob & Bracket	124	Armrests	11-13	Wheelchair Accessories	53-78
Bedrails	124	Armrest Hardware	13	Abductor	68, 78
Cross Bars	124	Axle Spacers	37	Adaptive Backs	76
Blood Pressure & Parts	150-154	Axles	26	Adaptive Hardware	73
Call Cords	127	Axles-Quick Release	26	Adaptive Positioners	73-78
Casters	79-81	Batteries	46	Adaptive Seats	74-75
Bed Casters	80-81	Bearings	1-5	Anti-Rollback Device	58
Faultless	79	Bearing Assemblies	5	Anti-Theft Bars	62
Tente	80	Bolts	26	Anti-Tippers	60-62
Caster Sockets	79	Button Locks	9	Body Positioning	66
Dual Wheel Casters	79	Brakes	22-24	Cup Holders	63
PVC Casters	81	Brake Extensions	22	Cushions	68-72
Commode/Shower Chairs	132-135	Brake Mounting Straps	23	Drop Hooks	73
Backs	135	Calf Pads	39	Drop Hook Backs	76
Hardware	134	Calf Pad Hardware	39	Drop Hook Seats	74-75
Pails/Splash Guards	134	Caps	6-7	Drainage Bag Holder/Cover	67
Seats	134, 136	Cross Braces	Call	Fall Monitors	55-58
Curtains and Tracking	128-131	Detachable Arms	11	Head & Neck Support	77
Flexible Curtain Tracking	130	Footrest Adapters	41	Headrest Extension	66
Tracking	128-130	Footrest Lock Levers	38	Hip & Thigh Supports	77
Curtains	131	Footrest Pad	41, 66, 67	I.D. System for Wheelchairs	53
Gloves & Box Holders	125	Footrest Parts	38-41	Lap Huggers	72
Grab Bars	140-146	Footrests	42-43	Leg Support	67
Grab Bar Mounts	141	Forks & Spacers	37	Lumbar Pad	66
I.V. Poles	147	Front Rigging Locking Kits	41	Otto Bock Head & Neck Sys	77
Oxygen Equipment	148	Grips	6-7	Oxygen/IV Poles	61
Patient Lifter Parts	104-121	Handdrims	25	Push Extension Handles	63
Drive Lifters and Slings	111-113	Handrim Hardware	25	Roho Cushions	70
Hoyer Lifters and Slings	104-110	Heel Loops	41	Ramps	64-65
Hoyer Scale Attachment	110	Inner Tubes	29-31	Safety Belts	54-55, 59
Invacare Lifters and Slings	114-121	Legrest Adapters	41	Star Cushions	71
Invacare Scale Attachment	121	Legrest Lock Levers	38	Transfer Boards/Systems	59
Recliners	82-83	Legrest Parts	38-41	Trays	63
Recliner Parts	84-99	Legrest Release Levers	38	Trunk Supports	78
Drive	84	Legrests	44-45	Umbrella	63
Invacare	96-97	Nuts	26	Wheelchairs	46-53
Lumex	92-95	One Arm Drives	34	Drive	46-49, 51, 53
Pull Buttons	83	Plugs	6	Everest & Jennings	49, 51-52
Winco	84-91	Rail Glides	8	Invacare	48, 50-52
				Medline	47

Visit our online store at www.WheelchairParts.com
or www.ocelco.com for many more products and choices

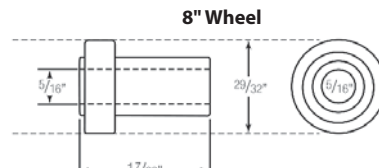
Old Style Everest & Jennings Bearings



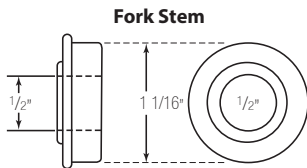
110-100 \$2.95 ea.



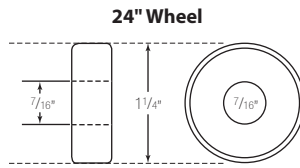
110-101 \$3.95 ea.



110-104 \$2.59 ea.



115-117 \$2.95 ea.



Precision Sealed
 110-106 \$4.95 ea.

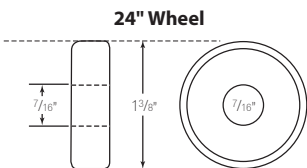
Bearing Sets

Bearing set for chair with 7/16" axle on 24" wheel

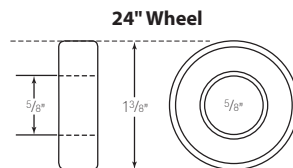
2 ea. 110-100 24" Wheel
 2 ea. 110-104 8" Wheel
 2 ea. 115-117 Fork Stem
 118-100 \$18.00 set

Bearing set for chair with 5/8" axle on 24" wheel

2 ea. 110-101 24" Wheel
 2 ea. 115-117 Fork Stem
 118-101 \$21.00 set



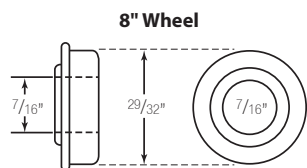
110-102 \$4.49 ea.



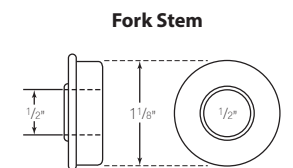
110-103 \$4.49 ea.

Invacare Bearings

Bearing Sets



115-113 \$3.55 ea.



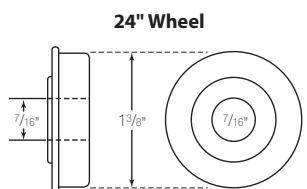
115-109 \$1.95 ea.

Bearing set for chair with 7/16" axle on 24" wheel

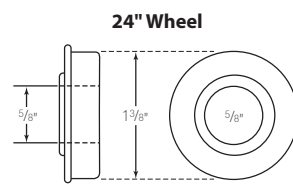
2 ea. 110-102 24" Wheel
 2 ea. 115-113 8" Wheel
 2 ea. 115-109 Fork Stem
 118-102 \$20.00 set

Bearing set for chair with 5/8" axle on 24" wheel

2 ea. 110-103 24" Wheel
 2 ea. 115-113 8" Wheel
 2 ea. 115-109 Fork Stem
 118-103 \$20.00 set



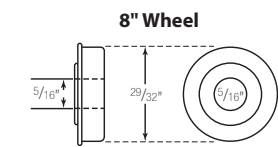
115-103 \$2.95 ea.



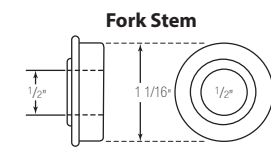
115-105 \$2.95 ea.

Theradyne Bearings

Bearing Sets



115-112 \$2.95 ea.



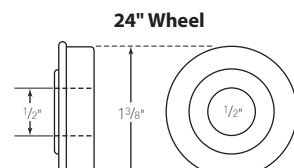
115-117 \$2.95 ea.

Bearing set for chair with 1/2" axle on 24" wheel

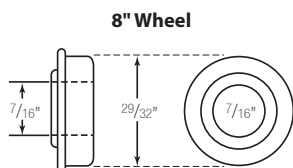
2 ea. 115-104 24" Wheel
 2 ea. 115-113 8" Wheel
 2 ea. 115-117 Fork Stem
 118-106 \$18.00 set

Bearing set for chair with 7/16" axle on 24" wheel

2 ea. 115-103 24" Wheel
 2 ea. 115-113 8" Wheel
 2 ea. 115-117 Fork Stem
 118-104 \$18.00 set



115-104 \$3.10 ea.



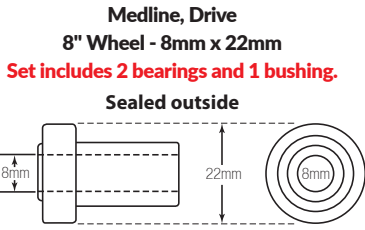
115-113 \$3.55 ea.

Bearing set for chair with 5/8" axle on 24" wheel

2 ea. 115-105 24" Wheel
 2 ea. 115-113 8" Wheel
 2 ea. 115-117 Fork Stem
 118-105 \$18.00 set

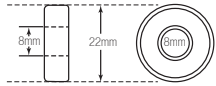
Bearings

Metric/Medline Bearings



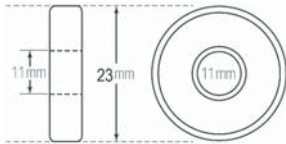
112-112 w/bushing \$20.89 set

**Medline, New Everest & Jennings
8" Wheel 8mm x 22mm**
Precision Sealed outside & inside



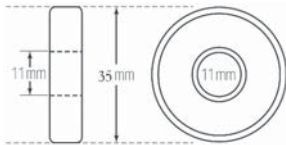
112-102 w/o bushing \$3.25 ea.

**Drive Wheel Bearing without flange
11mm x 23mm Cruiser III**



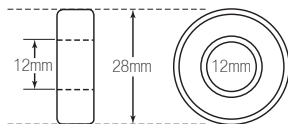
112-115 \$3.40 ea.

**Drive 24" Wheel without flange
11mm x 35mm Cruiser and Silver Sport**



112-106 \$5.54 ea.

**Medline, Drive & New Everest & Jennings
Fork Stem
12mm x 28mm**

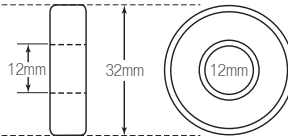


Precision Sealed outside & inside

112-101 w/o flange \$3.95 ea.

112-104 with flange \$12.00 ea.

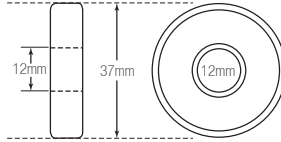
**12mm x 32mm
Precision Sealed outside & inside**



112-100 w/o flange \$3.95 ea.

112-103 with flange \$11.30 ea.

**Medline 24" Wheel without flange
12mm x 37mm**

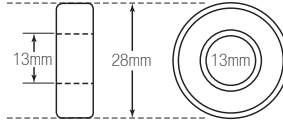


Precision Sealed outside & inside

112-110 12mm \$3.95 ea.

112-111 15mm \$12.38 ea.

**Drive Fork Stem
13mm x 28mm**

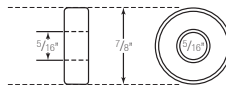


112-114 w/o flange \$3.55 ea.

112-113 with flange \$3.10 ea.

Quickie Bearings

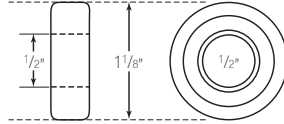
**8" Wheel
Precision Sealed outside & inside**



5/16" x 7/8"

112-102 \$3.25 ea.

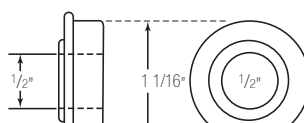
**Fork Stem & 24" Wheel
Precision Sealed outside & inside**



1/2" x 1-1/8"

115-110 \$3.95 ea.

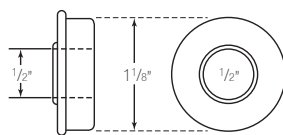
**Theradyne &
Everest & Jennings Fork Stem**



1/2" x 1-1/16" with 1-3/16" flange

115-117 \$2.95 ea.

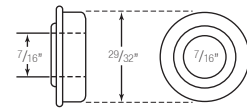
**Colson 8" Wheel, Invacare Fork Stem,
and some Gendron Fork Stems**



1/2" x 1-1/8" with a 1-1/4" flange

115-109 \$1.95 ea.

**Theradyne, Invacare & some Gendron
8" Wheel**

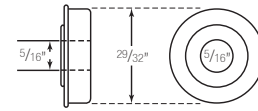


7/16" x 29/32" with a 1-1/16" flange

115-113 Deluxe \$3.55 ea.

115-130 Econo \$2.80 ea.

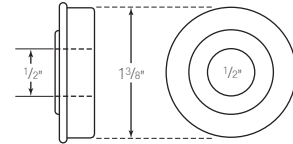
Theradyne 8" Wheel



5/16" x 29/32" with 1" flange

115-112 \$2.95 ea.

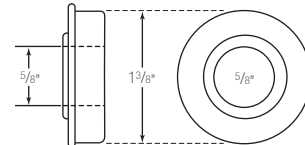
**Theradyne & some Gendron
24" Wheel**



1/2" x 1-3/8" with 1-1/2" flange

115-104 \$3.10 ea.

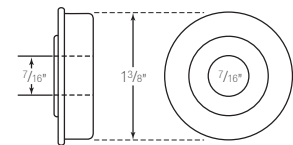
Theradyne 24" Wheel



5/8" x 1-3/8" with 1-1/2" flange

115-105 \$2.95 ea.

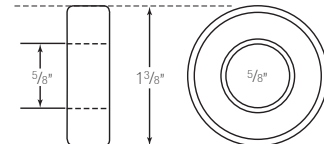
Theradyne 24" Wheel



7/16" x 1-3/8" with 1-1/2" flange

115-103 \$2.95 ea.

Invacare 24" Wheel



5/8" x 1-3/8"

110-103 \$4.49 ea.

Bearings

Visit us online
WheelchairParts.com
 for additional products & options

Invacare 24" Wheel

7/16" x 1-3/8"
 110-102 \$3.25 ea.

1/4" x 29/32" with a 1" flange

115-115 \$2.75 ea.

5/8" x 1-1/8"

115-111 \$3.04 ea.

Old Everest & Jennings 8" Wheel

5/16" x 29/32"
 110-104 \$2.59 ea.

7/16" x 29/32"
Precision Sealed

115-114 3/16" Thick, std \$2.95 ea.
 115-125 5/16" Thick \$2.95 ea.

1/2" x 1-1/4" with a 1-3/8" flange

115-101 \$7.30 ea.

Old Everest & Jennings 24" Wheel
Precision Sealed.

7/16" x 1-1/4" with out flange
 110-106 \$4.95 ea.

1/2" x 1"

115-116 \$3.35 ea.

5/8" x 1-1/4" with a 1-11/32" flange

115-102 \$8.18 ea.

Everest & Jennings 24" Wheel

5/8" x 1-1/4" with a 1-3/8" flange
 110-101 \$3.95 ea.

7/16" x 1-1/16" with 1-3/16" flange

115-119 \$6.82 ea.

1/2" x 1-3/8"

110-105 \$4.95 ea.

Everest & Jennings 24" Wheel

7/16" x 1-1/4" with a 1-3/8" flange
 110-100 \$2.95 ea.

Plastic Bearing (Not MRI Safe)

1/2" x 1-1/16" with 1-3/16" flange
 115-118 \$4.96 ea.

5/8" x 1-1/2" with a 1-5/8" flange

115-122 \$10.52 ea.

7/16" x 7/8"

115-121 \$5.52 ea.

7/16" x 1-1/8"

115-108 \$3.55 ea.

7/16" x 1-1/8" with a 1-1/4" flange

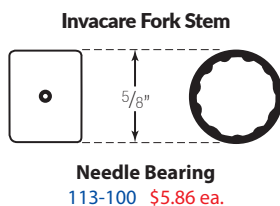
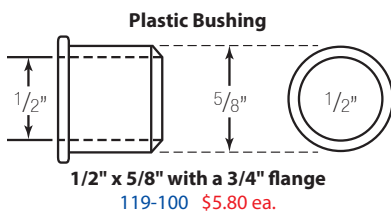
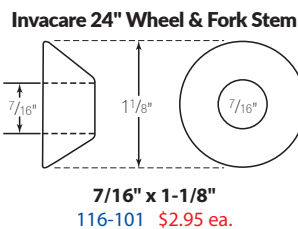
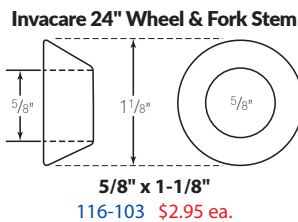
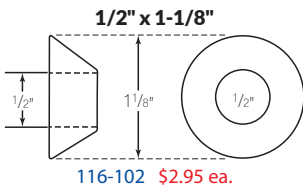
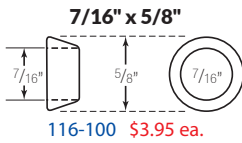
115-107 \$2.70 ea.

1" x 2"

115-123 \$8.95 ea.

Bearings

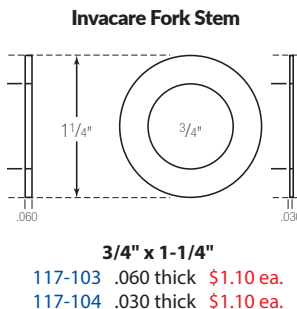
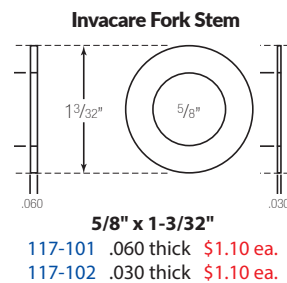
Bearing Cone



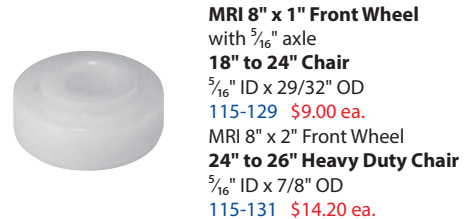
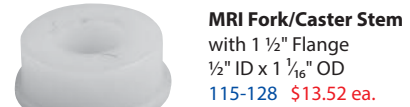
Ball Bearings



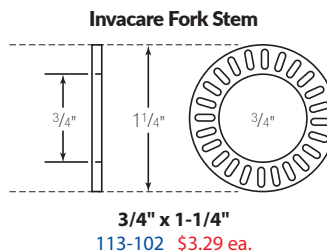
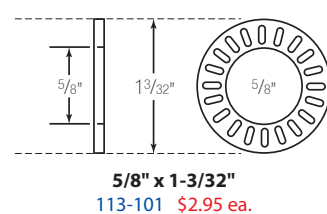
Thrust Washers



Plastic Bearings used on MRI Wheelchairs or Pool Chairs



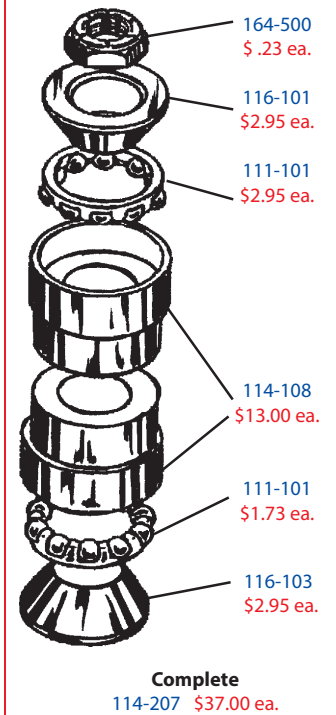
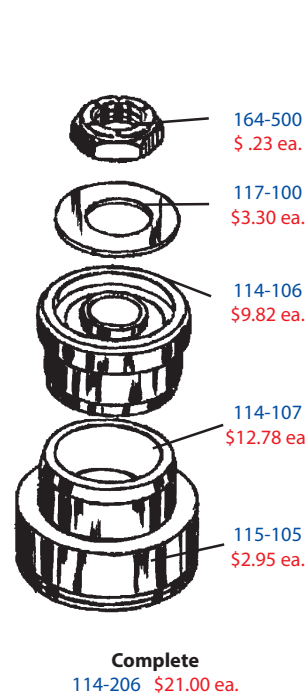
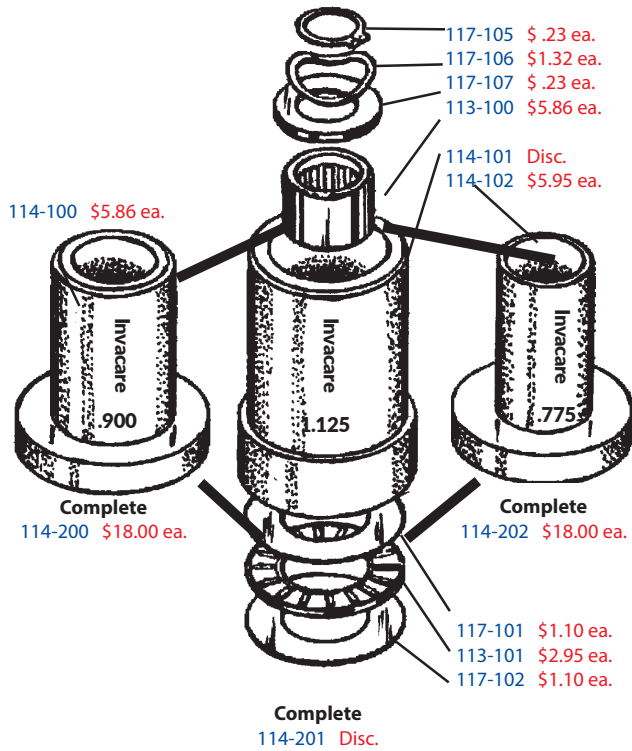
Thrust Bearings



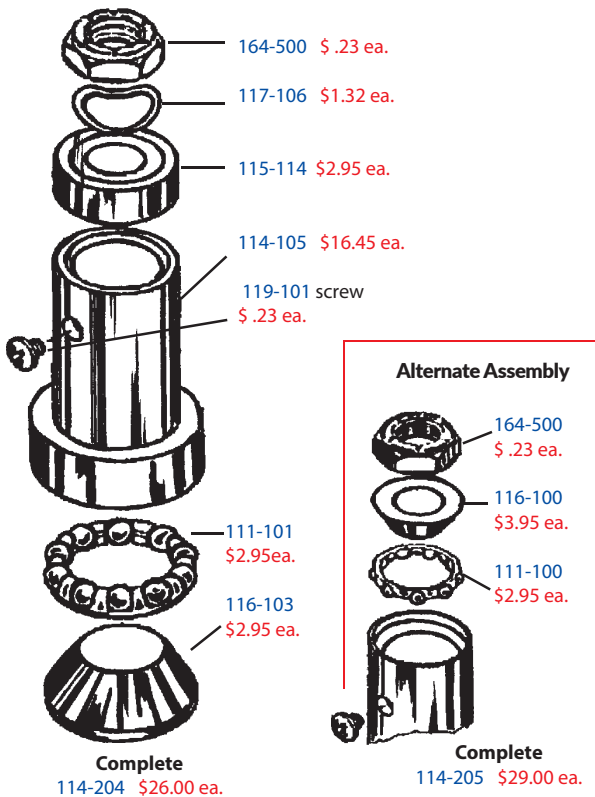
Bearings

Visit us online
WheelchairParts.com
 for additional products & options

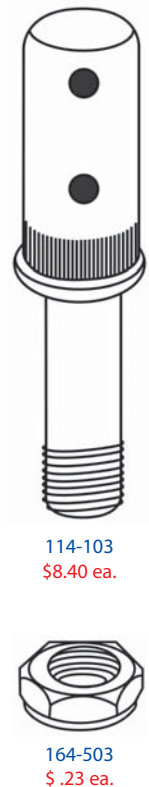
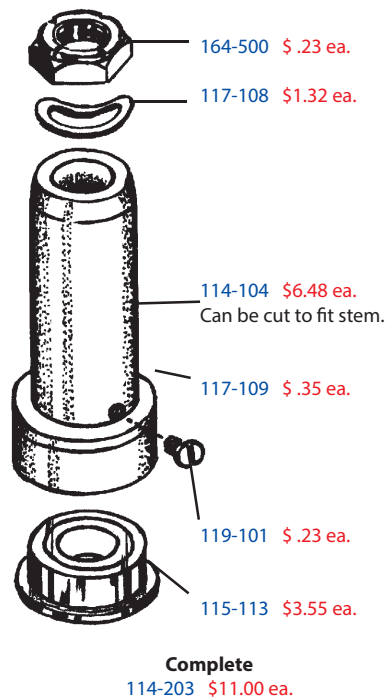
Invacare Bearing Housings



Invacare Bearing Housing

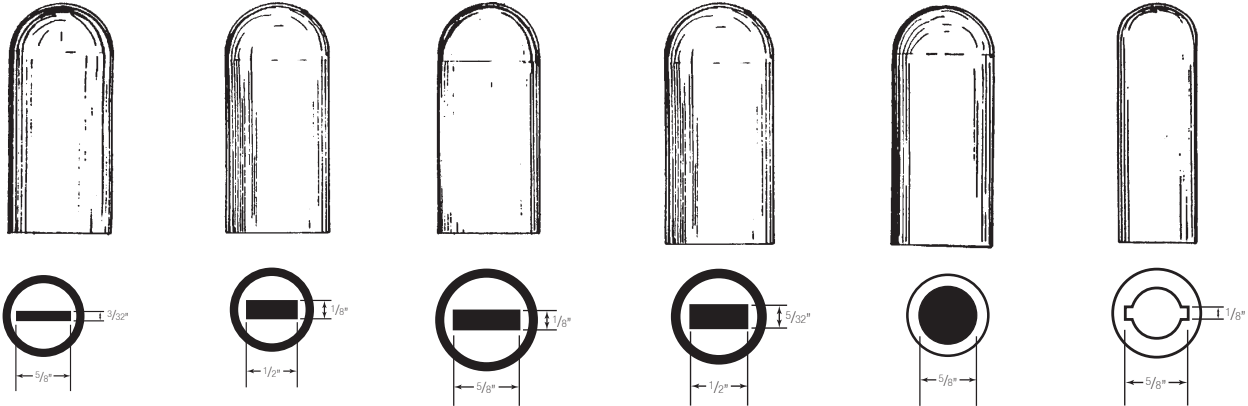


Theradyne Bearing Housing



Grips & Caps

Brake Grips



5/8" x 3/32" Rubber
120-102 Grey
120-113 Black
\$.89 ea.

1/2" x 1/8" Rubber
120-100 Grey
120-109 Black
\$.89 ea.

5/8" x 1/8" Rubber
120-101 Grey
120-110 Black
\$.89 ea.

1/2" x 5/32" Rubber
120-107 Grey
120-108 Black
\$.89 ea.

5/8" Dia. Rubber
120-111 Black
\$.89 ea.

5/8" x 1/8" Plastic
120-104 Black
120-114 Grey
Disc.

Legrest Grips

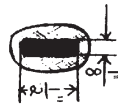
Attendant Foot Lift



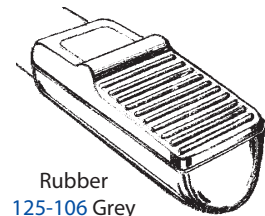
All Drive Wheelchairs
Most Medline
120-119 \$3.95 ea.



1/2" x 1/8"
Rubber
120-105 Grey
120-112 Black
\$ 1.95 ea.



7/8" x 1/8"
Rubber
120-106 Black
\$ 6.23 ea.



Rubber
125-106 Grey
125-107 Black
\$2.25 ea.

Black Plastic Plugs

Chrome Claw Plugs



5/8"
124-103
\$.95 ea.

3/4"
124-104
\$.95 ea.

7/8"
124-105
\$.95 ea.

1"
124-107
\$.95 ea.



5/8"
124-100
\$1.23 ea.

3/4"
124-101
\$1.33 ea.


7/8"
124-102
\$1.47 ea.

1"
124-108
\$1.23 ea.

Tube Cap

Tube Cap

Rubber Cap



Plastic

125-105 Grey
125-102 Black
125-100 Brown
\$.95 ea.



Rubber

125-101 Grey
125-104 Black
\$1.50 ea.



Black Rubber Cap
for legrest release
levers

125-103
\$1.50 ea.

Hand Grips

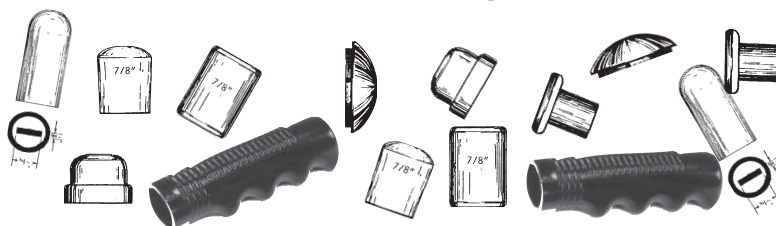


Fits over 7/8" O.D. Tubing
 121-144 Grey Plastic
 121-146 Black Plastic
 \$ 1.85 ea.



Fits Most Drive Wheelchairs
 121-142
 Black Plastic
 \$ 9.40 pr.

Wheelchair Grip Sets



Invacare Grip Sets

128-102 Grey Set \$9.95 set
 128-103 Black Set \$9.95 set

4 ea. Plastic Tube Cap 7/8"
 2 ea. Plastic Hand Grip 7/8"
 2 ea. Plastic Journal Cap 1-1/4" I.D.
 2 ea. Plastic Hub Cap
 2 ea. Brake Grip 1/2" x 5/32"
 2 ea. Brake Grip 1/2" x 1/8"

Everest & Jennings Grip Sets

128-100 Grey Set \$9.95 set
 128-101 Black Set \$9.95 set

2 ea. Rubber Tube Cap 7/8"
 2 ea. Plastic Hand Grip 7/8"
 2 ea. Plastic Journal Cap 1-13/64" I.D.
 2 ea. Plastic Hub Cap
 2 ea. Brake Grip 5/8" x 1/8"
 2 ea. Brake Grip 1/2" x 1/8"
 2 ea. Footrest Bumper 3/4"

Journal Caps




Black Rubber
 fits 1" tubing
 123-106 \$1.50 ea.

Everest & Jennings



1-13/64" I.D.
 123-100 Chrome \$1.50 ea.
 123-102 Grey Plastic \$1.50 ea.
 123-105 Black Plastic \$1.50 ea.

Invacare & Gendron



1-1/4" I.D.
 123-104 Chrome Steel \$1.50 ea.
 123-101 Grey Plastic \$1.50 ea.
 123-103 Black Plastic \$1.50 ea.

Hub Caps



Everest & Jennings Plastic
 122-100 Grey \$1.50 ea.
 122-112 Black \$1.50 ea.



Invacare Plastic
 122-101 Grey \$1.50 ea.
 122-109 Black \$1.50 ea.



Drive Black Plastic
 122-115 \$1.53 ea.

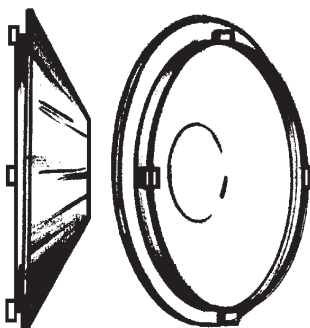


Drive Black Plastic
 122-116 \$1.53 ea.

Hub Cap and Washer

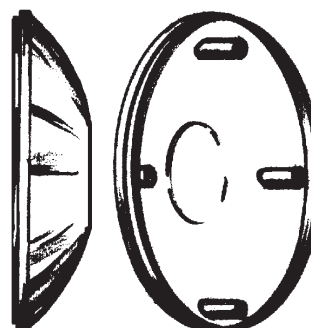


Theradyne Plastic
 122-102
 \$1.75 ea.



Large Hub Cap Twist-On, Plastic

122-106 Grey \$2.95 ea.
 122-110 Black \$2.95 ea.



Large Hub Cap Flush Mount, Plastic

122-107 Grey \$2.95 ea.
 122-111 Black \$2.95 ea.

Rail Glides & Locks

Rail Glides




Plastic Detach. Arm

126-102 White \$1.85 ea.
126-116 Black \$1.85 ea.



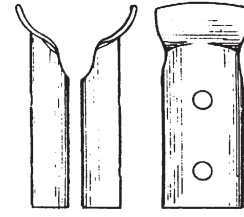
Plastic Fixed Arm

126-105 White \$1.85 ea.
126-117 Black \$1.85 ea.



Steel Detach. Arm

126-101
Disc.
Use 126-102



Steel Fixed Arm

126-100
Disc.
Use 126-105



**Rear Seat Guide
Most Drive**
126-112 Black
\$3.13 ea.



Rear Seat Guide - Drive
126-127 Black
\$11.80 ea.



**Front Seat Rail Glide
- Drive**
126-124 Black
\$3.95 ea.



**Black Coated Steel
Fixed Arm**
126-106
\$6.48 ea.



**Chrome Steel
Detach. Arm**
126-103
\$5.75 ea.

**Rail
Guide
Spring**
126-104
\$6.48 ea.

Arm Tube Plugs



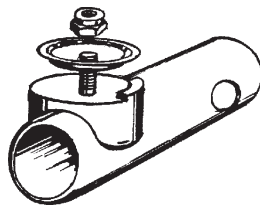
**Invacare Arm Tube
Plug**
109-112
\$6.23 ea.



**Invacare Arm Tube
Plug**
109-110
\$6.48 ea.

Rear Arm Socket Cam

Black Steel
126-113 Right
126-114 Left
\$41.91 ea.



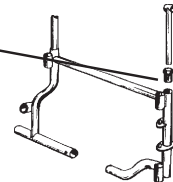
Slide Posts

For ordering slide posts & glides call toll free
800-328-5343 with the following information:
Make of Chair, Model of Chair, and Serial Number



Slide Post Glide

Black Plastic



**Invacare Arm
Release Knob**
Fits Most Invacare Chairs
109-109
\$6.48 ea.





Pivot Link
Black Plastic
126-115 Invacare 16" to 18" Chairs \$7.78 ea.
126-141 Invacare 20" to 22" Chairs \$7.95 ea.
126-138 Medline Excel K4 \$15.32 ea.



Pivot Link with Hardware
Black Plastic, fits Drive Cruiser Wheelchairs
126-140-16 6-1/2" Long for 16" Chair \$35.17 ea.
126-140-18 7" Long for 18" Chair \$35.17 ea.
126-140-20 8" Long for 20" Chair \$35.17 ea.













Button Locks

 3/4" Long 109-104 \$2.49 ea.	 109-102 \$3.55 ea.	 109-114 \$3.55 ea.	 109-115 \$7.90 ea.	 109-113 \$18.50 ea.
 1" Long 109-111 \$2.45 ea.	 109-103 \$2.10 ea.	 109-105 \$3.95 ea.	 109-106 \$6.46 ea.	 109-108 \$6.23 ea.
				 109-116 \$9.08 ea.

**For Non Magnetic
MRI and Pool Chairs**

Drive

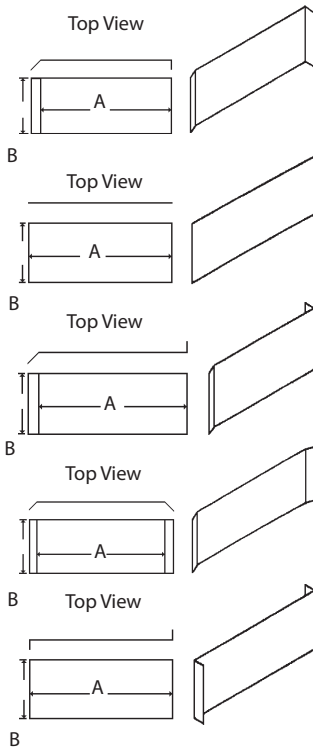
Seat Guides

 Invacare Front Seat Guide & Arm Socket Black Plastic 126-107 \$6.63 ea.	 Invacare Front Seat Guide & Arm Socket Black Plastic 126-122 \$7.10 ea.	 Invacare H-Block w/Socket Cup Black Plastic 126-137 \$1.95 ea.
 Drive Front Seat Rail Bracket for Vipers Black Plastic - New Style 126-134 Right, not shown \$10.00 ea. 126-135 Left, shown \$10.00 ea.	 Drive Front Seat Rail Bracket for Vipers Chrome 126-132 Right, shown \$10.00 ea. 126-133 Left, not shown \$13.72 ea.	 Drive Front Seat Guide & Arm Socket Black Plastic 126-128 \$10.00 ea.
 Invacare Rear Seat Guide Black Plastic 126-108 \$6.23 ea.	 Drive Rear Seat Guide Black Plastic for Cirrus III & IV 126-129 \$5.67 ea.	 Invacare H-Block Rear Seat Guide Black Plastic 126-136 \$1.95 ea.
 Invacare Rear Seat Guide Black Plastic 126-123 \$6.48 ea.	 Drive Rear Seat Guide Black Plastic for Cirrus III & IV 126-130 \$8.00 ea.	 (Image only)

MRI Non-Magnetic Seat Guides

 126-150 MRI Seat Guide \$27.56 ea.	 126-151 MRI Seat Guide with Arm Socket \$27.56 ea.
--	--

Skirtguards



Part #	A	B	Color	Brand	Price
180-107	17-1/4"	6"	Chrome	Most Chairs	\$8.95 ea.
180-109	17-1/4"	6"	Chrome	Gendron	\$15.90 ea.
180-128	8-3/4"	6"	Chrome	Invacare	\$24.87 ea.
180-129	9-3/4"	6"	Chrome	Invacare	\$24.87 ea.
180-104	10-1/8"	6"	Chrome	Theradyne	\$16.85 ea.
180-127	11"	4"	Chrome	Invacare	Disc.
180-132	11-3/8"	6"	Chrome	Theradyne	Disc.
180-111	12-1/4"	6"	Chrome	Invacare	\$24.87 ea.
180-138	9"	4"	Chrome	Invacare	Disc.
180-123	9-7/8"	6"	Chrome	Invacare	Disc.
180-139	10"	5-1/2"	Chrome	Invacare	\$23.16 ea.
180-121	15-7/8"	6"	Chrome	Invacare	\$11.00 ea.
180-122	10"	6"	Chrome	Everest & Jennings	\$11.95 ea.
180-119	16-3/4"	6"	Chrome	Everest & Jennings	\$11.95 ea.
180-118	9-1/2"	6"	Chrome	Theradyne	Disc.
180-143	12-3/8"	6"	Chrome	Theradyne	Disc.
180-142	18-3/8"	6"	Chrome	Theradyne	Disc.

If the part you are looking for is not illustrated or you can not find what you need, let us help!
Call toll free 1-800-328-5343



Invacare Black Steel
180-101 \$21.93 ea.



Invacare Black Steel
180-102 \$21.93 ea.



Invacare Full Black Plastic
181-107 Pair \$60.17 pr.



Invacare Black Plastic-Desk Length
180-114 Right \$25.07 ea.
180-124 Left \$25.07 ea.



Invacare Black Plastic-Full Length
180-148 Right \$25.07 ea.
180-149 Left \$25.07 ea.



Invacare Desk Black Plastic
181-101 Right \$30.07 ea.
181-102 Left \$30.07 ea.

MRI Non-Magnetic Skirtguards



MRI Stainless Steel, 6" High, for Removable Arms

- 180-160 Full, 19 1/4" Long \$26.44 ea.
- 180-161 Desk, 13 1/4" Long \$26.44 ea.

MRI Non-Magnetic Armrest Assembly

Complete Arm Assembly with Padded Armrest

Choose Side: L(left) or R(right)

Choose Color: Burgundy (27) or Green (50)

Desk Length, Flip-Back, for 18" Wide Chairs

- 101-400-X-CL \$142.85 ea.

Full Length, Detachable Arm Assembly, for 18" to 20" Wide Chairs

- 101-401-X-CL \$142.85 ea.

Desk Length, Detachable Arm Assembly, for 22" to 24" Wide Chairs

- 101-402-X-CL \$151.50 ea.

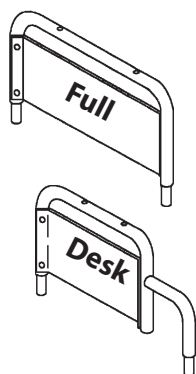
Full Length, Detachable Arm Assembly, for 24" to 26" Wide Heavy Duty Chairs

- 101-403-X-CL \$151.50 ea.



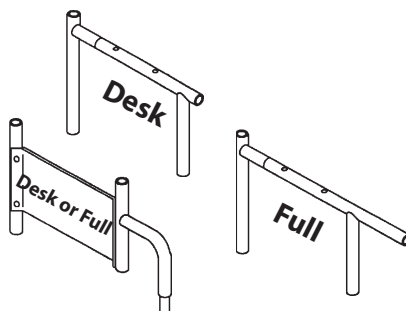
Detachable Arms

Standard Detachable Arms



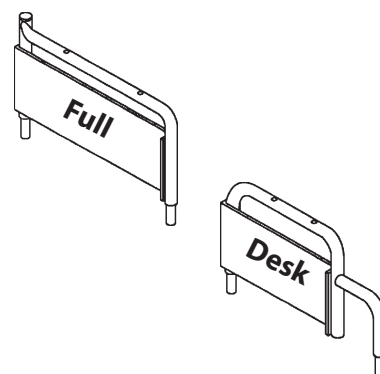
Everest & Jennings Arms		
101-350	Full, L or R	\$29.95 ea.
102-150	Desk, Lt.	\$29.95 ea.
102-250	Desk, Rt.	\$29.95 ea.

Adjustable Height Detachable Arms



Everest & Jennings Arms		
101-151	Full, Lt.	\$39.95 ea.
101-251	Full, Rt.	\$39.95 ea.
102-151	Desk, Lt.	\$42.00 ea.
102-251	Desk, Rt.	\$42.00 ea.

Wrap Around Detachable Arms



Everest & Jennings Arms		
101-152	Full, Lt.	\$57.62 ea.
101-252	Full, Rt.	\$57.62 ea.
102-152	Desk, Lt.	Disc.
102-252	Desk, Rt.	Disc.

Detachable Arms

Traveler, Traveler Recliner & Traveler XD

101-113	Full, R & L	\$50.00 pr.
102-113	Desk, R & L	\$50.00 pr.

Detachable Arms

Vista IC

101-114	Full, R & L	\$50.00 pr.
102-114	Desk, R & L	\$50.00 pr.

Adjustable Height Detachable Arms

Traveler, Traveler Recliner & Traveler XD

101-153	Full, R & L	\$59.95 pr.
102-153	Desk, R & L	Disc.

Adjustable Height Detachable Arms

Vista IC

102-156	Desk, R & L	\$59.95 pr.
---------	-------------	-------------

Invacare Conventional Arms



NOTE: There are many different types of detachable arms, please have the make, model and serial number when ordering detachable arms. We will help you find the arms you need. Call toll free **800-328-5343**.

Fixed Height Full Length Arm Assembly

1	101-156-CL	Right, Chrome	\$74.72 ea.
	101-256-CL	Left, Chrome	\$74.72 ea.
	101-158-CL	Right, Black	\$83.62 ea.
	101-258-CL	Left, Black	\$83.62 ea.
	101-157-CL	Flip Back Right, Black	\$82.19 ea.
	101-257-CL	Flip Back Left, Black	\$82.19 ea.

Fixed Height Desk Length Arm Assembly

2	102-157-CL	Right, Chrome	\$74.72 ea.
	102-257-CL	Left, Chrome	\$74.72 ea.
	102-159-CL	Right, Black	\$66.95 ea.
	102-259-CL	Left, Black	\$66.95 ea.
	102-158-CL	Flip Back Right, Black	\$74.72 ea.
	102-258-CL	Flip Back Left, Black	\$74.72 ea.

Adjustable Height Full Length Arm Assembly

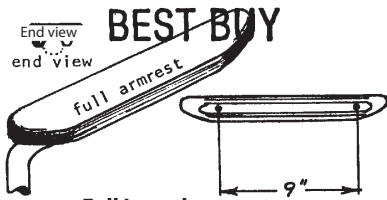
3	101-154-CL	Right, Black	\$91.95 ea.
	101-254-CL	Left, Black	\$91.95 ea.
	101-155-CL	Right, Chrome	\$87.60 ea.
	101-255-CL	Left, Chrome	\$87.60 ea.

Adjustable Height Desk Length Arm Assembly

4	102-154-CL	Right, Black	\$75.84 ea.
	102-254-CL	Left, Black	\$75.84 ea.
	102-155-CL	Right, Chrome	\$119.95 ea.
	102-255-CL	Left, Chrome	\$119.95 ea.

Armrests

Plastic Armrests




BEST BUY

Full Length

9" Hole Spacing
Theradyne, E&J

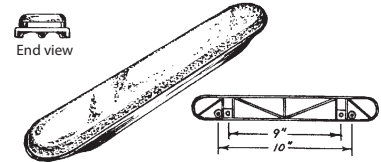
170-044 \$3.90 ea.



BEST BUY

Full Length

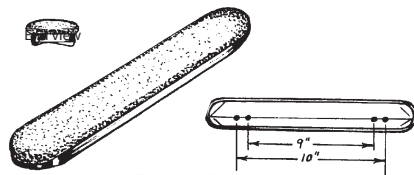
Beige
10" Hole Spacing
170-096 \$3.90 ea.



Full Length

Blue, Grey, Cocoa or Black
9" & 10" Hole Spacing
Theradyne, E&J, Invacare,
Colson

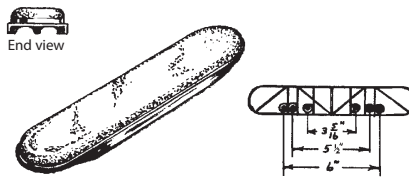
171-0CL \$6.85 ea.



Full Length

Blue, Beige, Black, or Grey
9" & 10" Hole Spacing, 2 piece,
Theradyne, E&J, Invacare,
Colson

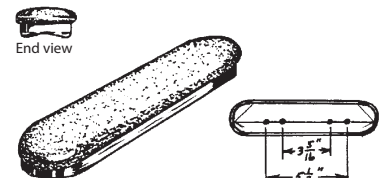
171-1CL \$5.39 ea.



Desk Length

Blue, Grey, Cocoa, Black
3-5/16", 5-1/2" & 6"
Hole Spacing
Universal

172-1CL \$6.85 ea.

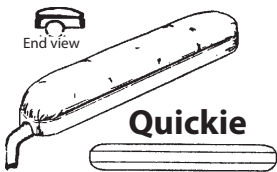


Desk Length

Blue, Grey, Black or Beige
3-5/16" & 5-1/2"
Hole Spacing
Universal

172-2CL \$5.52 ea.


Padded Armrests



Quickie

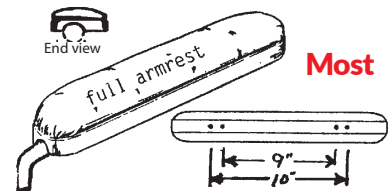
Full and Desk Length

Colors: Black Only
3-1/2" & 6-7/8" Hole Spacing
173-346 Full Length \$9.95 ea.
174-346 Desk Length \$9.95 ea.



Gendron

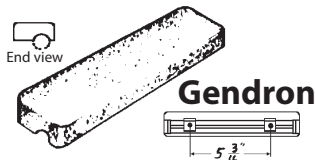
Full Length
Grey, Black, Brown & Burgundy
4-1/2", 8" & 11-3/8" Hole Spacing
174-2CL \$26.84 ea.



Most

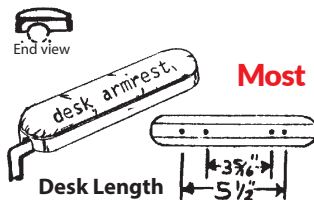
Full Length

Colors: See Below
9" & 10" Hole Spacing
Universal, Black Base
173-4CL \$5.95 ea.



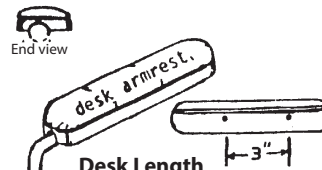
Gendron

Desk Length
Grey, Black, Brown &
Burgundy
5-3/16" Hole Spacing
173-1CL Disc.



Most

Desk Length
Colors: See Below
3-5/16" & 5-1/2" Hole Spacing
Universal, Black Base
174-4CL \$5.95 ea.



Desk Length

Colors: Limited please call
for availability.
3" Hole Spacing
Theradyne
**Limited Quantities and
Colors Available**
174-1CL Disc.

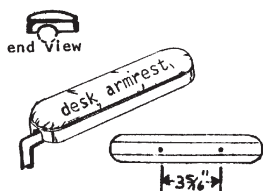
Attention !

All Armrests come with attaching hardware. If you would like to purchase extra hardware see the next page for the armrest hardware kits. If you can not find the armrest you are looking for please give us a call toll free **800-328-5343** and we will be happy to assist you.

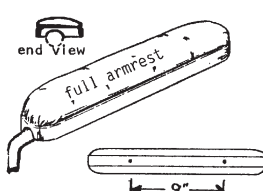
Colors for Padded Armrests Above: 67 Dark Blue, 68 Royal Blue, 64 Light Blue, 86 Walnut, 83 Nutmeg, 82 Camel, 23 Mauve, 27 Burgundy, 54 Cactus, 57 Jade, 46 Black or 44 Grey

See Page 159 for Color Samples

MRI Non-Magnetic Armrests



Desk Length Armrest
 Padded with Brass Inserts for
 MRI Wheelchairs
 27-Burgundy or 50-Green
 3-5/16" Hole Spacing
 179-2CL \$19.52 ea.



Full Length Armrest
 Padded with Brass Inserts for
 MRI Wheelchairs
 27-Burgundy or 50-Green
 9" Hole Spacing
 179-1CL \$18.83 ea.

Armrest Hardware Kits



Armrest Screws

Invacare Chairs
 10/32" x 1-1/4" Phillips Pan
 Head
 178-102 \$.23 ea.

E&J Chairs
 10/32" x 1-1/4" Phillips
 Oval Head
 178-103 \$.23 ea.

Geri-Chairs
 10/24" x 1-1/4" Phillips
 Pan Head
 178-101 \$.23 ea.

Hardware Kit

Invacare
 50 ea. 178-102
 178-201 \$7.00 set

E&J
 50 ea. 178-103
 178-202 \$7.00 set

Geri-Chair
 30 ea. 178-101
 178-200 \$7.00 set



Large Hardware Kit

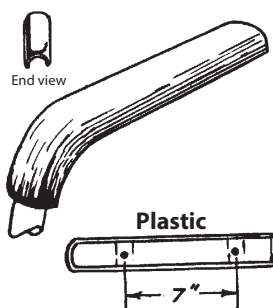
50 ea. 178-102
 50 ea. 178-103
 20 ea. 178-101
 178-203
 \$15.70 set

Urethane Armrests




Full Length Armrest
 13-3/4"
 Black Only
 2" | 6-13/16" | 8-15/16" | 10"
 Hole Spacing
 175-346 \$10.30 ea.

Desk Length Armrest
 10-1/4"
 Black Only
 3-5/16" | 5-1/2" | 6-15/16"
 Hole Spacing
 175-246 \$10.30 ea.



Full Length Armrest
 Black or White
 7" Hole Spacing
 Lumex, Temco Geri-Chair
 176-0CL \$4.95 ea.

Geri-Chair/Recliner Armrests



Armrest for Lumex
 573/574 Models
 7-1/2" | 7-15/16" | 7-1/2"
 Hole Spacing
 299-901-CL \$24.95 ea.

Specify color from page 159



Armrest/Skirt for Lumex
 565G, 565PG & 565WG Models
 7" | 7-5/8" | 7"
 Hole Spacing
 307-168 Left \$66.95 ea.
 307-169 Right \$66.95 ea.

Specify color from page 159

Attention! All Armrests come with attaching hardware. If you would like to purchase extra hardware see above for the armrest hardware kits. If you can not find the armrest you are looking for please give us a call toll free **800-328-5343** and we will be happy to assist you.

Arm Trough



Available in two standard lengths
 Desk Arms 9"x5"x5"
 Full Arms 12"x5"x5"
 Special sizes available upon request

Armrest Pads \$50.05 ea.
 Full Arm 194-8CL
 Desk Arm 194-7CL

Specify color from page 159

Wrap Around Armrest Pads



Made with, 1 1/2" foam, 2" velcro, and ties for attaching to arms. Aids in positioning of the patient.

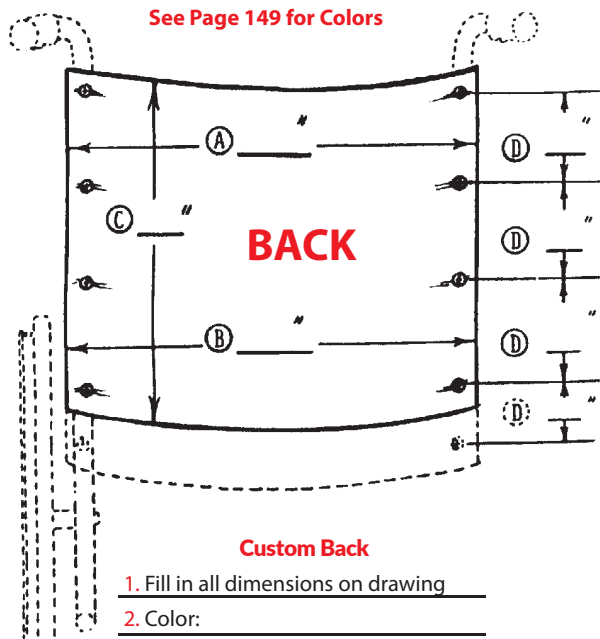
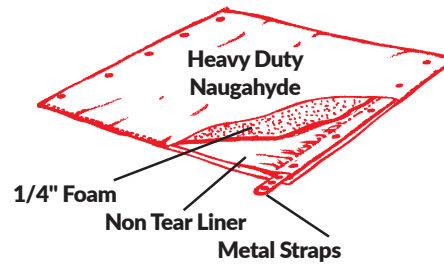
Armrest Pads \$42.39 ea.
 Full Arm 194-5CL
 Desk Arm 194-6CL

Specify color from page 159

Custom Upholstery

Upholstery Colors

- | | |
|---------------------------|------------------------|
| 67 Regal (Dk. Blue) | 27 Burgundy (Dk. Red) |
| 68 Royal Blue (Med. Blue) | 96 Beige (Off White) |
| 64 Avalon (Lt. Blue) | 54 Cactus (Med. Green) |
| 86 Walnut (Dk. Brown) | 46 Black |
| 83 Nutmeg (Brown Orange) | 48 Black Nylon |
| 82 Camel (Med. Brown) | 44 Grey |



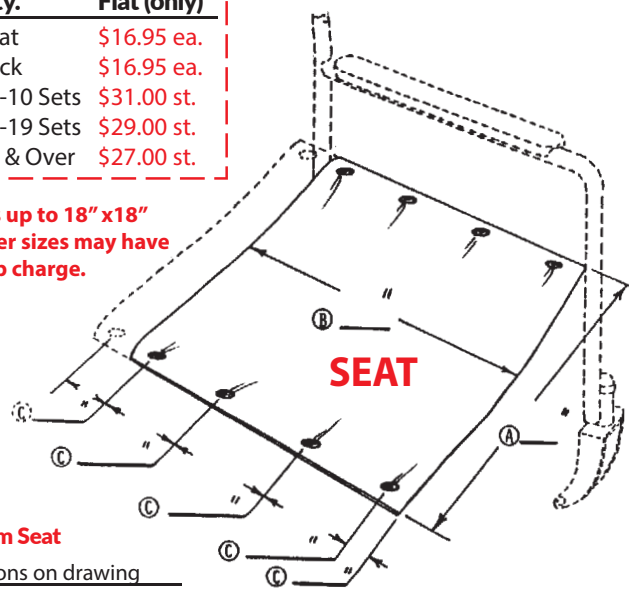
Custom Back

1. Fill in all dimensions on drawing
2. Color: _____
3. Number of Holes: _____
4. Specify Standard, Pouch or Zipper Back (Circle Choice)
5. Brand of Chair: _____
6. Qty. _____
7. Fax or call in information
Fax 218-829-9744
Toll Free 800-328-5343

Custom Size Upholstery

Qty.	Flat (only)
Seat	\$16.95 ea.
Back	\$16.95 ea.
06-10 Sets	\$31.00 st.
11-19 Sets	\$29.00 st.
20 & Over	\$27.00 st.

Sizes up to 18" x 18"
Larger sizes may have an up charge.



Custom Seat

1. Fill in all dimensions on drawing
2. Color: _____
3. Number of Holes: _____
4. Brand of Chair: _____
5. Qty. _____
6. Fax or call in information
Fax 218-829-9744
Toll Free 800-328-5343

NOTE: Custom Size Upholstery is not returnable, so please double check your measurements. If you need any help on how to measure your upholstery please call and we will be happy to assist you.

Can't find what you're looking for? Let us make it for you!

Ocelco has its own in house Wood Shop and Custom Upholstery Shop. Let us know what you need and we will make it for you. Special size wheelchair upholstery, custom cushions (see page 65), adaptive seating, or whatever you may need. Let Ocelco make it to your specifications. We're here to help, please do not hesitate to call us so we can make your special request for you.

Remember "We're The Friendly People"



IMPORTANT MEASURING INFORMATION

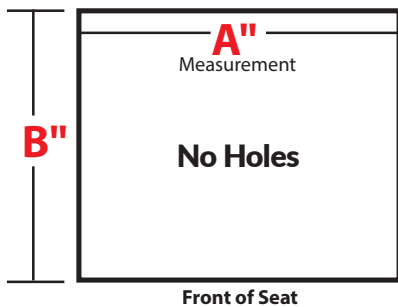
- 1) Always measure from center of hole to center of hole
- 2) When measuring holes on the back, measure from the top of the back to the bottom of the back.
- 3) When measuring holes on the seat, measure from the front of the seat to the back of the seat.
- 4) When measuring the width of the back upholstery, measure the width at the top of the back and the bottom of the back.
 Some chairs have backs that flare, smaller at the bottom and larger at the top.

ADDITIONAL INFORMATION

Please fill in a color code where you see "CL" in the part number.
 Color codes can be found in the middle of this page, color swatches may be found inside the back cover.
 Ocelco Inc. has designed a ruler set on Pg. 157 that will help you measure your upholstery quickly and accurately.

Our customer service department is ready to help you with your upholstery questions. **Call us at 1-800-328-5343.**

Seat Upholstery

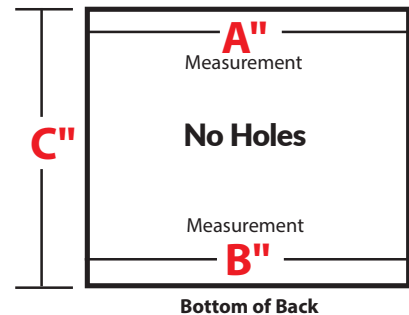


Pricing

Qty.	Flat
Seat	\$19.95 ea.
Back	\$19.95 ea.
06-10 Sets	\$31.00 st.
11-19 Sets	\$29.00 st.
20 & Over	\$27.00 st.

Qty.	Embossed
Seat	\$22.95 ea.
Back	\$22.95 ea.
06-10 Sets	\$33.00 st.
11-19 Sets	\$31.00 st.
20 & Over	\$29.00 st.

Back Upholstery



Seat Upholstery with NO Holes

Part #	A"	B"	Description
137-0CL	16"	16"	Flat Seat Upholstery
186-9CL	16"	16"	Embossed Seat Uph.
137-1CL	18"	16"	Flat Seat Upholstery
137-7CL	18"	16"	Embossed Seat Uph.
137-2CL	18"	17"	Flat Seat Upholstery
131-8CL	20"	16"	Flat Seat Upholstery
137-8CL	20"	16"	Embossed Seat Uph.

- P Back With Pouch Add (flat only) \$11.00 ea.
- Z Back With Zipper Add (flat only) \$27.00 ea.

See Page 159 for Colors

Back Upholstery with NO Holes

Part #	A"	B"	C"	Description
136-0CL	16"	16"	18"	Flat Back Upholstery
136-1CL	17"	16"	18"	Flat Back Upholstery
136-2CL	18"	16"	18"	Flat Back Upholstery
136-3CL	18"	18"	18"	Flat Back Upholstery
137-3CL	18"	18"	18"	Embossed Back Uph
136-4CL	19"	18"	18"	Flat Back Upholstery
137-4CL	19"	18"	18"	Embossed Back Uph
136-5CL	20"	18"	18"	Flat Back Upholstery
137-5CL	20"	18"	18"	Embossed Back Uph
136-6CL	20"	20"	18"	Flat Back Upholstery
136-7CL	21"	20"	18"	Flat Back Upholstery
136-8CL	18"	18"	24"	Flat Back Upholstery

Upholstery Attaching Hardware



Uph. Hardware Set
Set Includes:
 50 ea. 138-100
 20 ea. 138-101
 20 ea. 138-102
 100 ea. 138-103
 20 ea. 138-104
 138-020 \$21.95 set



Uph. Screw
 138-100
 \$.23 ea.



Uph. Grommet
 138-103
 \$.27 ea.



Uph. Strip Screw
 Use when 138-100 has striped out.
 138-104
 \$.23 ea.



Closing Strap
 139-1CL
 \$3.10 ea.

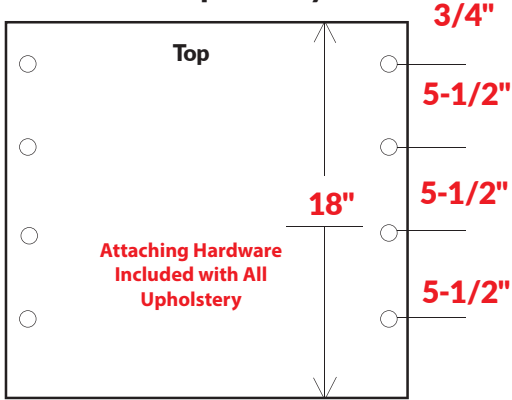
Attention !

All Upholstery come with attaching hardware. If you would like to purchase extra hardware some examples of what is available is shown here. If you can not find the upholstery you are looking for please give us a call toll free **800-328-5343** and we will be happy to assist you.

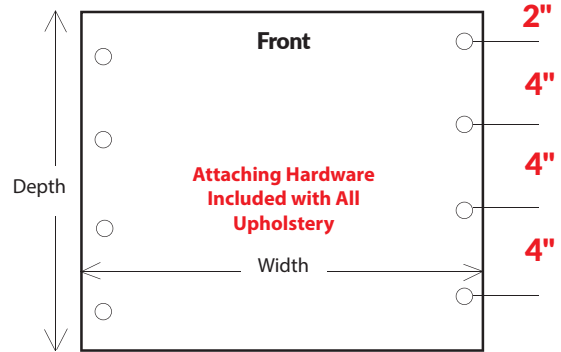
E&J Style Fits

Everest & Jennings, New Theradyne, C.U.R.E. Galaxy, Hollywood, Tomac, Tuffcare, Smith & Davis, Gemini, Lazer, Hoyer, Lumex

Back Upholstery



Seat Upholstery



See Page 159 for Colors

Backs Flat	Embossed	Width
132-1CL	184-1CL	16"
132-2CL	135-5CL	18"
132-7CL	184-2CL	20"
184-3CL	184-4CL	22"
184-5CL	184-6CL	24"

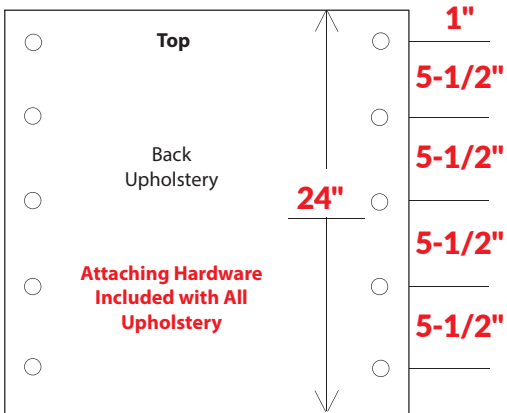
- P Back With Pouch Add (flat only) \$ 11.00 ea.
- Z Back With Zipper Add (flat only) \$ 27.00 ea.

Upholstery Pricing (16" to 20" Wide)		
Qty.	Flat	Embossed
Seat	\$ 16.95 ea.	\$ 24.28 ea.
Back	\$ 16.95 ea.	\$ 24.28 ea.
06-10 Sets	\$ 31.00 st.	\$ 33.00 st.
11-19 Sets	\$ 29.00 st.	\$ 31.00 st.
20 & Over	\$ 27.00 st.	\$ 29.00 st.

Upholstery Pricing (22" to 24" Wide)		
Qty.	Flat	Embossed
Seat	\$ 23.95 ea.	\$ 30.94 ea.
Back	\$ 23.95 ea.	\$ 30.94 ea.

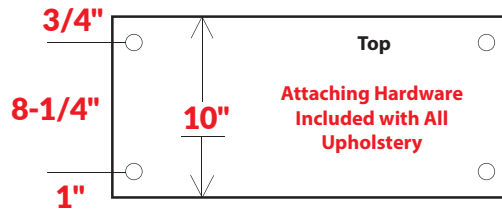
Seats			
Flat	Embossed	Width	Depth
133-1CL	185-2CL	16"	16"
133-2CL	135-6CL	18"	16"
133-3CL	185-3CL	20"	16"
185-4CL	185-5CL	22"	16"
185-6CL	185-7CL	24"	16"
185-8CL	185-9CL	16"	17"
133-4CL	186-0CL	18"	17"
186-1CL	186-2CL	20"	17"
139-8CL	N/A	22"	18"
139-9CL	N/A	24"	18"

E&J Recliner Upholstery



Seats - same as standard E&J Seats

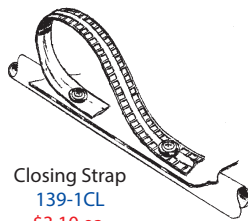
Recliner Headrest



See Page 159 for Colors

Backs Flat	Embossed	Width
184-7CL	184-8CL	16"
132-8CL	184-9CL	18"
185-0CL	185-1CL	20"

- Flat \$42.59 ea.
- Embossed \$42.59 ea.

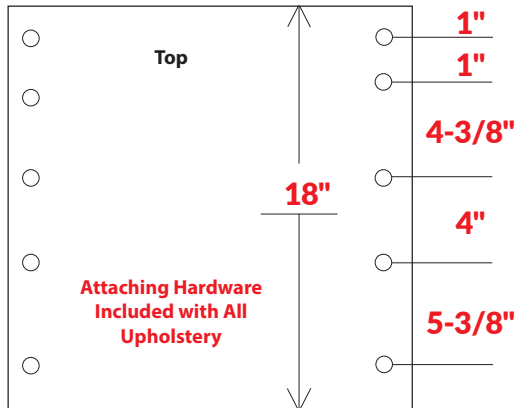


Closing Strap
139-1CL
\$3.10 ea.

187-710-CL	Embossed	16" wide	\$17.90
187-711-CL	Embossed	18" wide	\$17.90
187-712-CL	Embossed	20" wide	\$24.00
187-713-CL	Flat	18" wide	\$13.80

E&J Traveler HD 20", 22" & 24" Upholstery

Back Upholstery

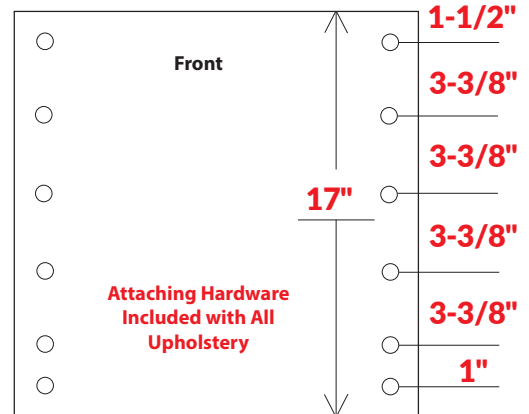


Backs - 18" Height

P/N	Width	Price
187-703-CL	20"	\$19.95 ea.
187-704-CL	22"	\$23.95 ea.
187-705-CL	24"	\$23.95 ea.

See Page 159 for Colors

Seat Upholstery



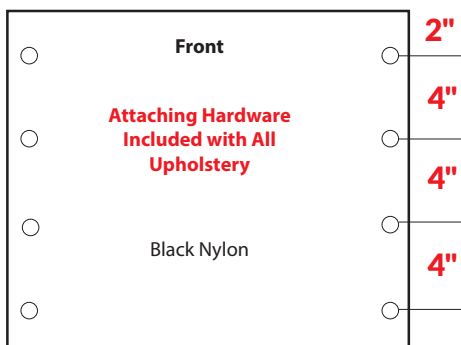
5 Hole pattern omits the back hole while the seat depth remains the same.

Seats - 17" Depth

P/N	Width	Holes	Price
187-706-CL	20"	5	\$19.95 ea.
187-707-CL	22"	6	\$23.95 ea.
187-708-CL	24"	6	\$23.95 ea.

E&J Metro Upholstery

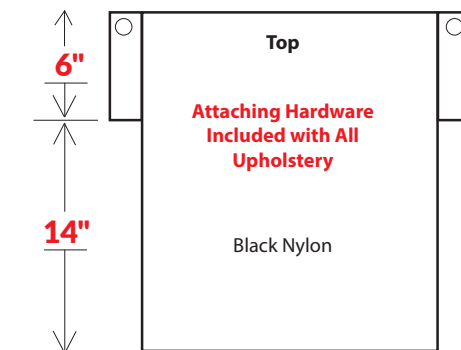
Seat Upholstery



Seats - 16" Depth

P/N	Width	Price
187-714-48	16"	\$42.59 ea.
187-715-48	18"	\$42.59 ea.
187-716-48	20"	\$33.95 ea.

Back Upholstery

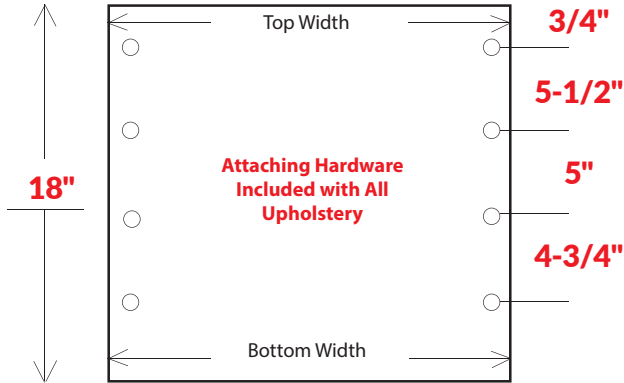


Backs - 20" Height

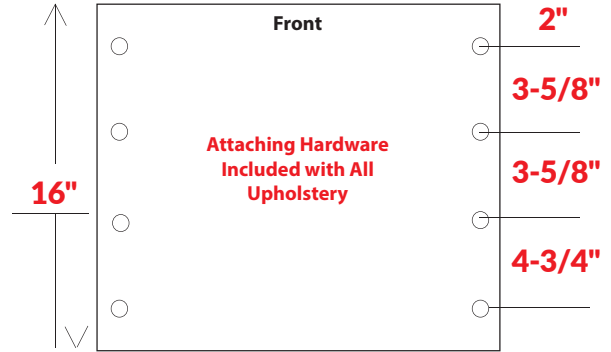
P/N	Width	Price
187-717-48	16"	\$33.95 ea.
187-718-48	18"	\$33.95 ea.
187-719-48	20"	\$33.95 ea.

Invacare Style Fits Invacare, Old Theradyne, Drive, Colson, Futuro, Medline, Rolls, Metal Matic, Mobilaid, Will Ross, Sunmark

Back Upholstery



Seat Upholstery



Flat	Embossed	Top Width	Bottom Width
130-1CL	182-0CL	16"	16"
134-7CL	182-1CL	17"	16"
134-8CL	182-2CL	18"	16"
130-2CL	135-1CL	18"	18"
134-2CL	135-2CL	19"	18"
130-3CL	135-3CL	20"	18"
134-5CL	182-3CL	20"	20"
134-6CL	182-4CL	21"	20"
182-5CL	182-6CL	23"	22"
182-7CL	182-8CL	25"	24"

See Page 159 for Colors

Flat	Embossed	Width
131-1CL	182-9CL	16"
131-2CL	135-4CL	18"
131-3CL	183-0CL	20"
183-3CL	183-4CL	22"
183-7CL	183-8CL	24"

Upholstery Pricing (16" to 20" Wide)

Qty.	Flat	Embossed
Seat	\$ 16.95 ea.	\$ 17.95 ea.
Back	\$ 16.95 ea.	\$ 17.95 ea.
06-10 Sets	\$ 31.00 st.	\$ 33.00 st.
11-19 Sets	\$ 29.00 st.	\$ 31.00 st.
20 & Over	\$ 27.00 st.	\$ 29.00 st.

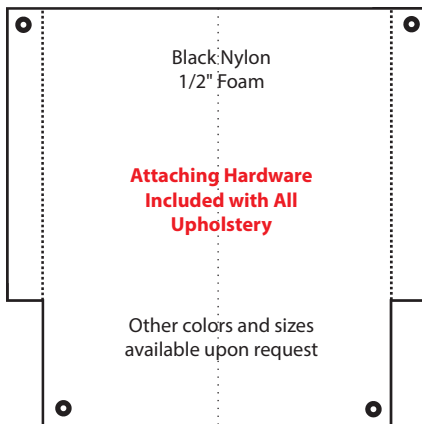
Upholstery Pricing (22" to 24" Wide)

Qty.	Flat	Embossed
Seat	\$ 23.95 ea.	\$ 27.95 ea.
Back	\$ 23.95 ea.	\$ 27.95 ea.

- P Back With Pouch (flat only) Add \$11.00 ea.
- Z Back With Zipper (flat only) Add \$27.00 ea.

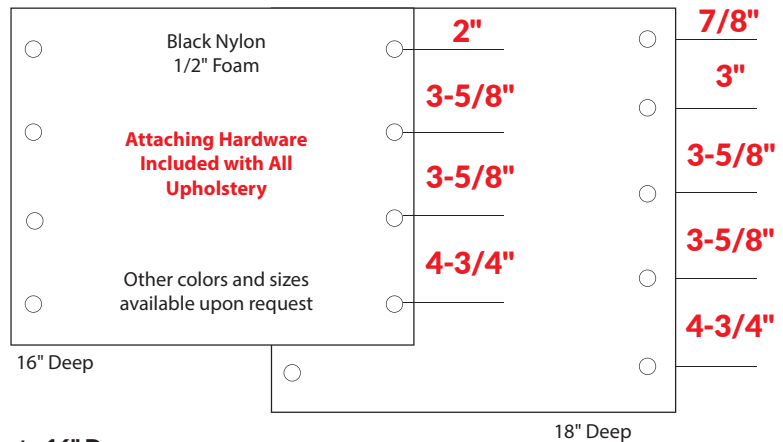
Invacare 9000/SX5 Series Upholstery

Wrap Around Back



186-448	16" Wide Chair	\$32.95 ea.
186-348	18" Wide Chair	\$32.95 ea.
187-848	20" Wide Chair	\$32.95 ea.

Seat



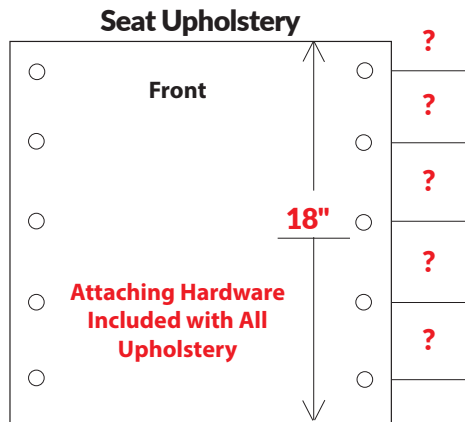
Seat - 16" Deep

131-148	16" Wide Chair	\$16.95 ea.
131-248	18" Wide Chair	\$16.95 ea.

Seat - 18" Deep

186-548	18" Wide Chair	\$23.95 ea.
186-648	20" Wide Chair	\$23.95 ea.
186-748	22" Wide Chair	\$23.95 ea.

Invacare Tracer IV Seat



See Page 18 for Pricing

Before Oct 2003 Invacare Tracer IV Seat Uph.
 Hole spacing Front to Back (5 hole seat)
1-3/4" to 3-5/8" to 3-5/8" to 4-3/4" to 3-1/2"
 Seat Depth 18"

Flat	Width
183-1CL-01	20"
183-5CL-01	22"
183-9CL-01	24"

Hole spacing Front to Back (5 hole seat)
2" to 3-5/8" to 3-5/8" to 4-3/4" to 3-3/8"
 Seat Depth 18"

Flat	Embossed	Width
183-1CL-04	183-2CL-04	20"
183-5CL-04	183-6CL-04	22"
183-9CL-04	184-0CL-04	24"

After Oct 2003 Invacare Tracer IV Seat Uph.
 Hole spacing Front to Back (5 hole seat)
1 1/2" to 3 1/2" to 3 1/2" to 4 3/4" to 3 1/2"
 Seat Depth 18"

Flat	Width
183-1CL-02	20"
183-5CL-02	22"
183-9CL-02	24"

After Oct 2003 Invacare Tracer IV Seat Uph.
 Hole spacing Front to Back (5 hole seat)
1" to 3-1/8" to 3-5/8" to 3-5/8" to 4-3/4"
 Seat Depth 18"

Flat	Embossed	Width
183-1CL-03	183-2CL-03	20"
183-5CL-03	183-6CL-03	22"
183-9CL-03	184-0CL-03	24"

Backs

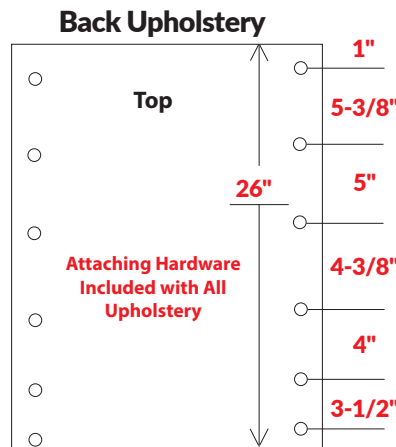
Embossed	Width	Price
188-2CL	24"	\$145.85 ea.
188-4CL	26"	\$145.85 ea.

Color Choices:
 27-Burgundy
 50-Green

Solid Seats

Embossed	Width	Depth	Price
188-3CL	24"	18"	\$279.09 ea.
188-5CL	26"	18"	\$279.09 ea.

Invacare 9000/SX5 Series Upholstery



Flat	Embossed	Width
188-614-CL	188-714-CL	14"
188-616-CL	188-716-CL	16"
188-618-CL	188-718-CL	18"
188-620-CL	188-720-CL	20"
188-622-CL	188-722-CL	22"

Upholstery Pricing (14" to 22" Wide)

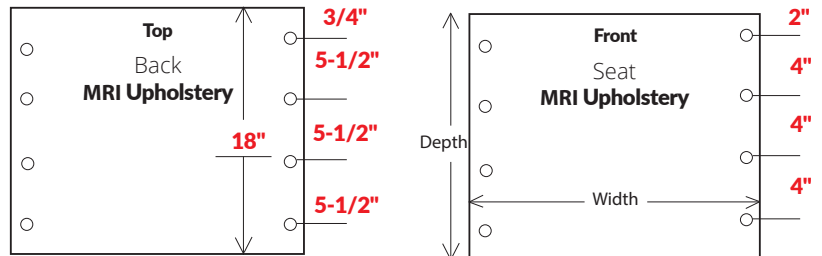
	Flat	Embossed
Back	\$ 25.95 ea.	\$ 45.15 ea.

MRI Wheelchairs Non-Magnetic Components

Upholstery is made with non-magnetic components to be used on MRI compatible wheelchairs.

**Non-Magnetic
 Attaching Hardware
 Included**

Color Choices:
 27-Burgundy
 50-Green



Embossed	Width	Price	Embossed	Width	Depth	Price
187-0CL	18"	\$83.33 ea.	134-0CL	18"	16"	\$85.28 ea.
134-3CL	20"	\$92.50 ea.	134-4CL	20"	16"	\$85.28 ea.
187-2CL	22"	\$95.48 ea.	134-1CL	22"	18"	\$85.28 ea.
188-0CL	24"	\$104.12 ea.	188-1CL	24"	18"	\$115.54 ea.

MRI Wheelchairs Non-Magnetic Components, Bariatric Sizes

Upholstery is made with non-magnetic components to be used on MRI compatible wheelchairs.

Back MRI Upholstery

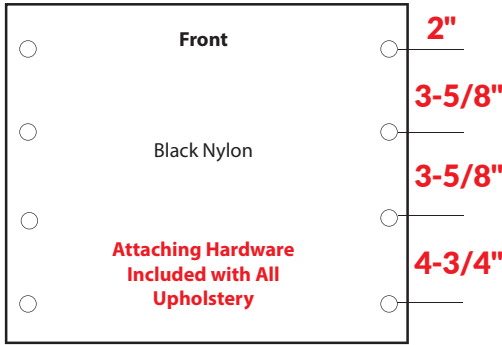
Solid Seat MRI Upholstery



Quickie Upholstery

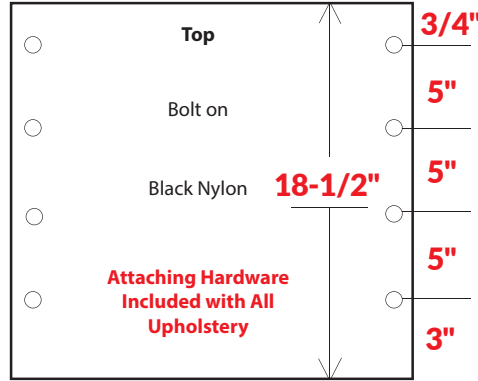
Quickie Upholstery Breezy 100 and 150 Series

Seat for 100 and 150 Series



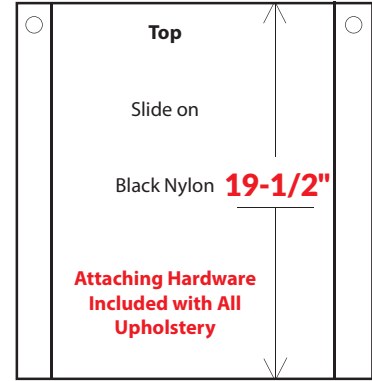
Seats P/N	Width	Price
131-148	16"	\$16.95 ea.
131-248	18"	\$16.95 ea.
131-348	20"	\$16.95 ea.

Back for the 100 Series



Backs P/N	Width	Price
187-723-48	16"	\$24.95 ea.
187-724-48	18"	\$24.95 ea.
187-725-48	20"	\$24.95 ea.

Back for the 150 Series

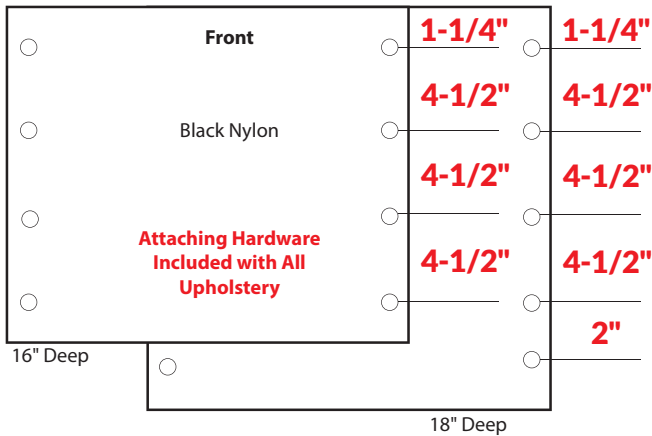


Backs P/N	Width	Price
187-726-48	16"	\$24.95 ea.
187-727-48	18"	\$24.95 ea.
187-728-48	20"	\$24.95 ea.

Breezy 500, 510 and 600 Series

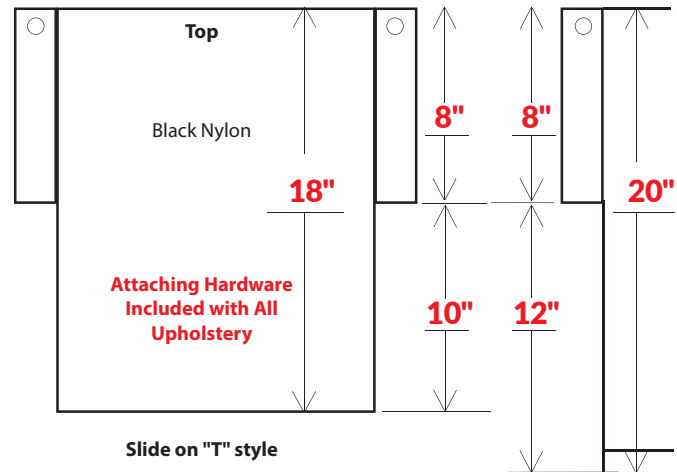
Seat for 500, 510 and 600 Series

500 Series Seats are only 16" Deep



Seats P/N	Width	Depth	Price
187-729-48	16"	16"	\$27.95 ea.
187-730-48	16"	18"	\$27.95 ea.
187-731-48	18"	16"	\$27.95 ea.
187-732-48	18"	18"	\$27.95 ea.
187-733-48	20"	16"	\$27.95 ea.
187-734-48	20"	18"	\$27.95 ea.

Back for 500, 510 and 600 Series



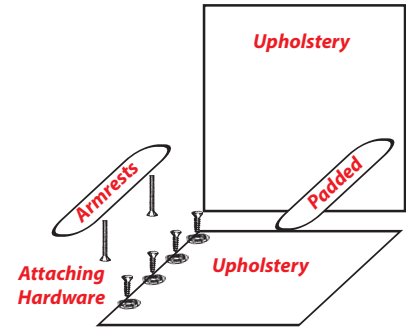
Backs P/N	Manufacturers Specifications Width	Manufacturers Specifications Height	Finished Specs Width	Finished Specs Height	Price
187-735-48	16"	17"	17"	18"	\$32.95 ea.
187-736-48	16"	19"	17"	20"	\$32.95 ea.
187-737-48	18"	17"	19"	18"	\$32.95 ea.
187-738-48	18"	19"	19"	20"	\$32.95 ea.
187-739-48	20"	17"	21"	18"	\$32.95 ea.
187-740-48	20"	19"	21"	20"	\$32.95 ea.

Upholstery/Armrest Set

Set Includes:

- 1 ea. Wheelchair Upholstery Seat
- 1 ea. Wheelchair Upholstery Std. Back
- 2 ea. Padded Desk or Full Length Armrests
- All Attaching Hardware for Upholstery and Armrests**

Find the set that meets your needs below. See page 16 and 20 for sizes on Everest & Jennings and Invacare Chairs. If you need help finding the set you need, please give us a call toll free **800-328-5343** and we will be happy to help you.



Sets With Desk Length Arms

Flat Upholstery Sets

Everest & Jennings Sets

- 139-4CL Narrow Adult 16" Set
- 139-5CL Adult 18" Set
- 133-5CL Adult 20" Set

Invacare Sets

- 138-2CL N. A. 16" with Std. Back Set
- 131-0CL Adult 16" with 1" Flare Back Set
- 131-9CL Adult 16" with 2" Flare Back Set
- 138-3CL Adult 18" with Std. Back Set
- 138-4CL Adult 18" with 1" Flare Back Set
- 138-5CL Adult 18" with 2" Flare Back Set
- 131-4CL Adult 20" with Std. Back Set
- 131-6CL Adult 20" with 1" Flare Back Set

Price

- \$30.95 ea.
- \$30.95 ea.
- \$30.95 ea.

Embossed Upholstery Sets

Everest & Jennings Sets

- 133-0CL Adult 18" Set

Invacare Sets

- 133-7CL Adult 18" with Std. Back Set
- 133-8CL Adult 18" with 1" Flare Back Set
- 133-9CL Adult 18" with 2" Flare Back Set

- \$36.95 ea.

- \$36.95 ea.
- \$36.95 ea.
- \$36.95 ea.

Sets With Full Length Arms

Flat Upholstery Sets

Everest & Jennings Sets

- 139-6CL Narrow Adult 16" Set
- 139-7CL Adult 18" Set
- 133-6CL Adult 20" Set

Invacare Sets

- 138-6CL N. A. 16" with Std. Back Set
- 132-0CL Adult 16" with 1" Flare Back Set
- 132-9CL Adult 16" with 2" Flare Back Set
- 138-7CL Adult 18" with Std. Back Set
- 138-8CL Adult 18" with 1" Flare Back Set
- 138-9CL Adult 18" with 2" Flare Back Set
- 131-5CL Adult 20" with Std. Back Set
- 131-7CL Adult 20" with 1" Flare Back Set

Price

- \$30.95 ea.
- \$30.95 ea.
- \$30.95 ea.

- \$30.95 ea.
- \$30.95 ea.
- \$30.95 ea.
- \$30.95 ea.
- \$30.95 ea.
- \$38.95 ea.
- \$38.95 ea.

Embossed Upholstery Sets

Everest & Jennings Sets

- 135-0CL Adult 18" Set

Invacare Sets

- 135-7CL Adult 18" with Std. Back Set
- 135-8CL Adult 18" with 1" Flare Back Set
- 135-9CL Adult 18" with 2" Flare Back Set

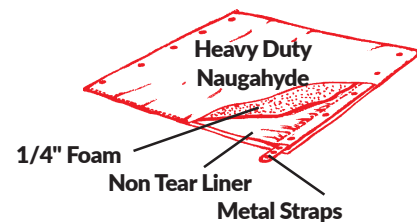
- \$36.95 ea.

- \$36.95 ea.
- \$36.95 ea.
- \$36.95 ea.

Upholstery Colors

- 67 Regal (Dk. Blue)
- 68 Royal Blue (Med. Blue)
- 64 Avalon (Lt. Blue)
- 86 Walnut (Dk. Brown)
- 83 Nutmeg (Brown Orange)
- 82 Camel (Med. Brown)

- 27 Burgundy (Dk. Red)
- 96 Beige (Off White)
- 54 Cactus (Med. Green)
- 46 Black
- 48 Black Nylon
- 44 Grey



Quickie Breezy 500, 510 and 600 Series

Black Nylon - Full Length Armrests

20" Tall Back

P/N	Width	Depth	Price
187-741-48	16"	16"	\$57.00 Set
187-742-48	18"	16"	\$57.00 Set

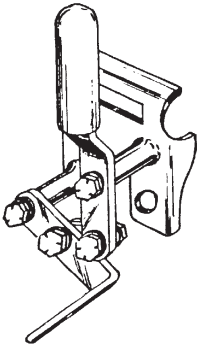
Black Nylon - Desk Length Armrests

20" Tall Back

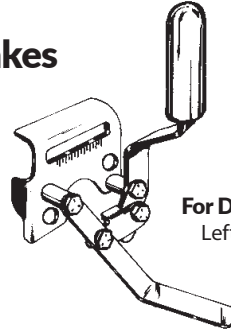
P/N	Width	Depth	Price
187-743-48	16"	16"	\$57.00 Set
187-744-48	18"	16"	\$57.00 Set

Brakes

Invacare Most Common Brakes Chrome Finish



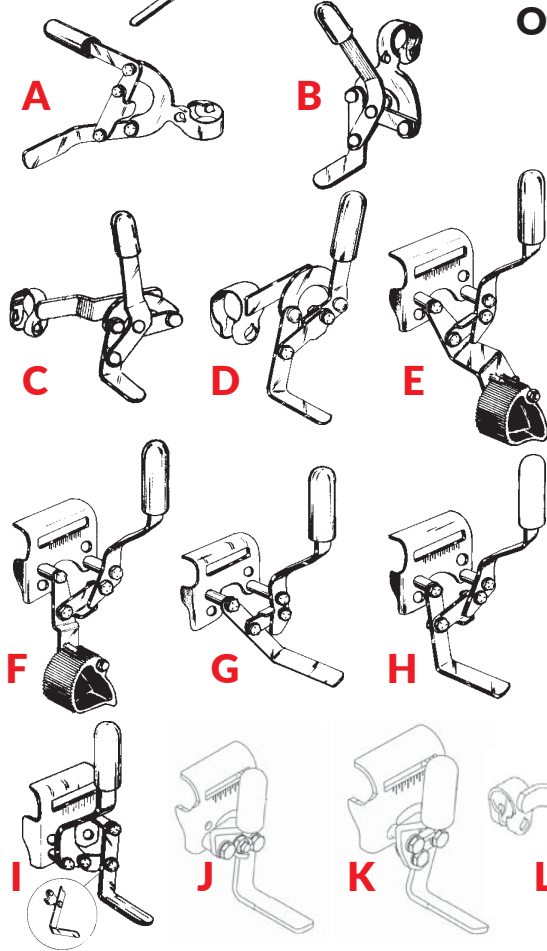
For Fixed Arm Chair \$15.95 ea.
Left or Right, Specify 151-111-SD



For Detachable Arm Chair \$15.95 ea.
Left or Right, Specify 151-121-SD

Other Invacare Brakes

Specify Left or Right when Ordering Brakes.



Part #	Finish	Arm Style	Locking	Price
A 151-461-SD	Chrome	Detach Arm	Push To Lock	\$33.59 ea.
B 151-311-SD	Chrome	Fixed Arm	Push To Lock	\$18.95 ea.
C 151-021-SD	Chrome	Detach Arm	Push To Lock	\$19.30 ea.
151-463-SD	Chrome	Detach Arm	Pull To Lock	\$47.64 ea.
D 151-401-SD	Chrome	Fixed Arm	Pull To Lock	\$47.64 ea.
E 151-411-SD	Chrome	Fixed Arm	Push To Lock	\$47.64 ea.
151-413-SD	Chrome	Detach Arm	Push To Lock	\$47.64 ea.
F 151-415-SD	Chrome	Fixed Arm	Pull To Lock	\$47.64 ea.
151-417-SD	Chrome	Detach Arm	Pull To Lock	\$47.64 ea.
G 151-111-SD	Chrome	Fixed Arm	Push To Lock	\$15.95 ea.
151-431-SD	Black	Fixed Arm	Push To Lock	\$47.64 ea.
151-433-SD	Chrome	Detach Arm	Push To Lock	\$27.89ea.
151-435-SD	Black	Detach Arm	Push To Lock	\$47.64 ea.
H 151-441-SD	Chrome	Fixed Arm	Pull To Lock	\$47.64 ea.
151-443-SD	Black	Fixed Arm	Pull To Lock	\$47.66 ea.
151-445-SD	Chrome	Detach Arm	Pull To Lock	\$27.89 ea.
151-447-SD	Black	Detach Arm	Pull To Lock	\$47.64 ea.
I 151-451-SD	Chrome	Detach Arm	Pull To Lock	\$47.64 ea.
J 151-134-SD	Chrome	Det. Flip Back Arm	Push To Lock	\$33.48 ea.
K 151-136-SD	Chrome	Det. Flip Back Arm	Pull To Lock	\$31.48 ea.
L 151-138-SD	Chrome	Recliner		\$47.64 ea.
M 151-130-SD	Black	Hemi, Disk	Pull To Lock	Disc.
151-132-SD	Black	Standard, Disk	Push To Lock	\$49.83 ea.

If the part you are looking for is not illustrated or you can not find what you need, let us help!
Call toll free 1-800-328-5343

Universal Wheelchair Brake Extensions

Features:

Available in three lengths
Available in two slot sizes
Available with or without elastic cord

Elastic Cord

The elastic cord connects the extension to the brake. This helps to hold the extension on the brake.



A. Without Elastic Cord	\$4.95
6" Extension with 1/8" Slot Size	154-102
6" Extension with 3/16" Slot Size	154-105
8" Extension with 1/8" Slot Size	154-101
8" Extension with 3/16" Slot Size	154-104
10" Extension with 1/8" Slot Size	154-100
10" Extension with 3/16" Slot Size	154-103
B. With Elastic Cord	\$7.95
6" Extension with 1/8" Slot Size	154-108
6" Extension with 3/16" Slot Size	154-111
8" Extension with 1/8" Slot Size	154-107
8" Extension with 3/16" Slot Size	154-110
10" Extension with 1/8" Slot Size	154-106
10" Extension with 3/16" Slot Size	154-109

Quickie Wheelchair Brake Extensions



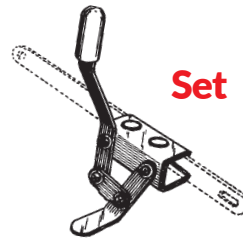
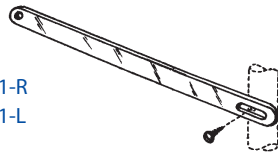
Brake Extension \$34.61 pr.
6" Extension 154-200



Universal Strap Mount Brake

Strap 159-100 \$4.95 ea.
 Comes with attaching hardware

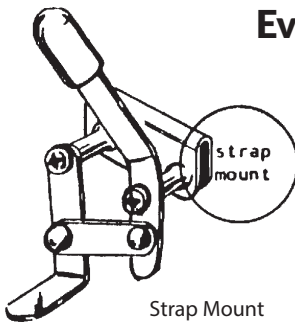
Right 153-001-R
 Left 153-001-L
 Disc.



Set

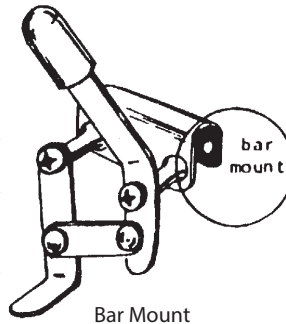
Set Includes:
 1 ea. 153-001-R Right Brake
 1 ea. 153-001-L Left Brake
 2 ea. Mounting Straps
All attaching hardware
 153-010 Disc.

SAVE



Everest & Jennings

Bar Mount \$11.95 ea.
 Fixed Arm, Right 150-011-R
 Fixed Arm, Left 150-011-L
 Detach Arm, Right 150-021-R
 Detach Arm, Left 150-021-L
Strap Mount \$11.55 ea.
 Right 150-111-R
 Left 150-111-L



Strap Mount

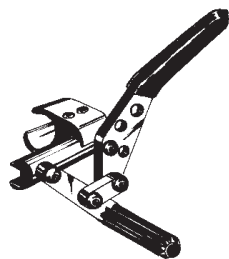
Bar Mount



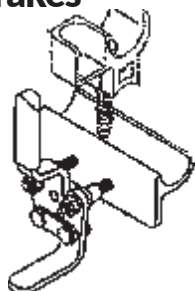
Medline

Vertical Bolt for K4
 (shown) 151-001 Disc.
Horizontal Bolt
 (not shown) 151-002 \$79.05 pr.

Quickie Brakes




Left 153-201-L
 Right 153-201-R
 \$29.95 ea.

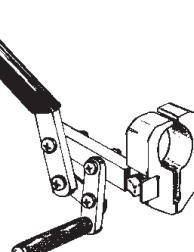


Breezy 500/510/2/600
 Push-To-Lock 153-203
 \$81.82 pr.

Theradyne



Left 153-001-L
 Right 153-001-R
 Disc.



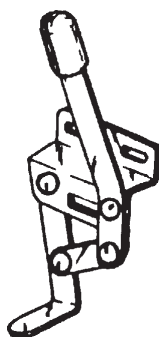
Left 153-101-L
 Right 153-101-R
 \$31.20 ea.

MRI Non-Magnetic Wheelchair Brake




made with non-magnetic components to be used on MRI compatible wheelchairs

Left 150-031-L
 Right 150-031-R
 \$42.11 ea.



152-001-R Right
 152-001-L Left
 Disc.

Gendron

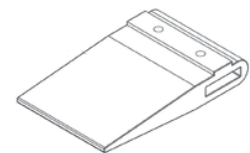


152-101-R Right
 152-101-L Left
 Disc.




152-201-R Right
 152-201-L Left
 \$13.95 ea.

Wheel Lock Shoe Spacer



Includes hardware

154-114 1-45/64" Long \$13.72 ea.
 154-115 2-7/16" Long \$17.48 ea.

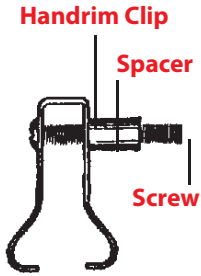


Specify Left or Right when Ordering Brakes (determine left or right when sitting in chair)



	Part #	Fits Wheelchairs	Arm Style	Locking	Price
A	151-129-SD	Winnie	Fixed Arm	Push To Lock	\$17.76 ea.
B	151-124-SD	Winnie & Sentra HD	Detach Arm	Push To Lock	\$14.10 ea.
C	151-123-SD	Sentra EC (side mount)	Detach Arm	Push To Lock	\$14.10 ea.
D	151-125-SD	Sentra Plus, Cirrus III & Astaire	Detach Arm	Push To Lock	\$14.10 ea.
E	151-126-SD	Cirrus IV	Detach Arm	Push To Lock	\$21.15 ea.
F	151-127-SD	Viper & Viper Plus (top mount)	Slope Arm	Push To Lock	\$14.10 ea.
G	151-110-SD	Silver Sport I, Silver Sport II & Cruiser III	Detach Arm	Push To Lock	\$14.10 ea.
H	151-140-SD	Sentra EC (side mount)	Fixed Arm	Push To Lock	\$14.10 ea.
I	151-142-SD	Sentra HD EC Extra Wide (top mount)	Detach Arm	Push To Lock	\$14.10 ea.
J	151-144-SD	Sentra 26", 28" & 30" Wide Chairs (side mount)	Detach Arm	Push To Lock	\$14.10 ea.
K	151-146-SD	Winnie (side mount)	Detach Arm	Push To Lock	\$14.10 ea.
L	151-148-SD	Winnie (side mount)	Fixed Arm	Push To Lock	\$14.10 ea.
M	151-150-SD	Winnie II (top mount) Extended Back	Fixed Arm	Push To Lock	\$23.50 ea.
N	151-152-SD	Viper (non-slope arms, top mount) Not 12" or 14" chairs	Flip Back Arm	Push To Lock	\$14.10 ea.
O	151-154-SD	Viper (non-slope arms, top mount) ONLY 12" or 14" chairs	Flip Back Arm	Push To Lock	\$18.78 ea.
P	151-156-SD	Viper & Viper Plus Recliner (top mount)	Detach Arm	Push To Lock	\$14.10 ea.
Q	151-158-SD	Cirrus III (side mount)	Flip Back Arm	Push To Lock	\$15.60 ea.
R	151-160-SD	Cougar (side mount)	Detach Arm	Push To Lock	\$17.76 ea.
S	151-162-SD	Silver Sport Recliners (side mount)	Detach Arm	Push To Lock	\$15.00 ea.
T	151-164-SD	Blue Streak	Detach Arm	Push To Lock	\$15.00 ea.

Spacers - Screws - Clips



White Nylon Spacers			Aluminum Spacers			Screws		
Size	Part#	Price	Size	Part #	Price	Size	Part #	Price
1/2"	166-311	\$.37 ea.	1/2"	166-301	\$.50 ea.	1-3/8"	166-306	\$.23 ea.
5/8"	166-312	\$.37 ea.	5/8"	166-302	\$.50 ea.	1-1/2"	166-307	\$.23 ea.
3/4"	166-313	\$.37 ea.	3/4"	166-303	\$.50 ea.	1-3/4"	166-309	\$.23 ea.
7/8"	166-314	\$.37 ea.	7/8"	166-304	\$.50 ea.	1-7/8"	166-310	\$.23 ea.
1"	166-315	\$.37 ea.	1"	166-305	\$.56 ea.			

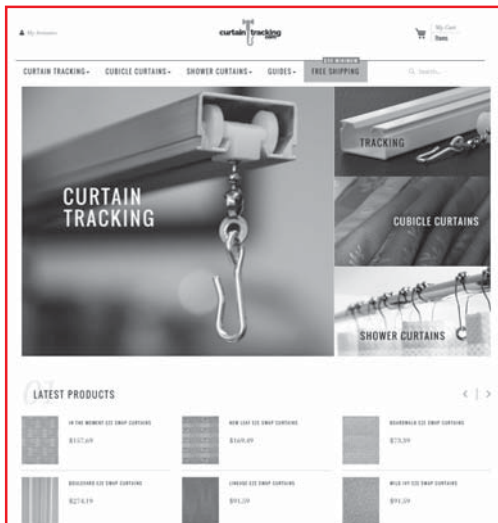
MRI Non-Magnetic Hand Rim Screws and Spacers
 2" Screws, 3/4" Spacers
 8 screws, 8 spacers
 166-319 \$31.09 ea.

Universal Handrim Clip
 166-300 \$2.95 ea.

Can't find what you're looking for? Let us make it for you!

Ocelco has its own in house Wood Shop and Custom Upholstery Shop. Let us know what you need and we will make it for you. Special size wheelchair upholstery, custom cushions (see page 65), adaptive seating, or whatever you may need. Let Ocelco make it to your specifications. We're here to help, please do not hesitate to call us so we can make your special request for you.

Remember "We're The Friendly People"



Visit Our New Online Store
www.curtaintracking.com

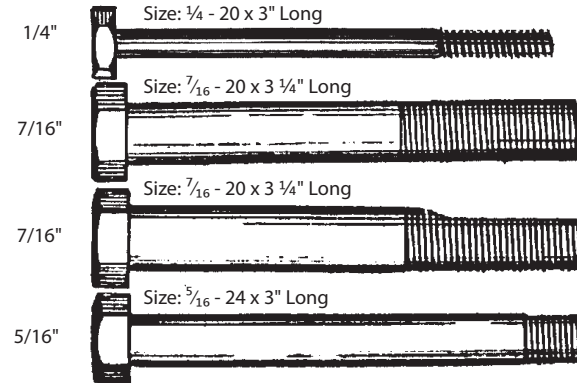


Free Equipment Catalog
 Toll Free: 800-328-5343

Visit our online store at www.WheelchairParts.com
 or www.ocelco.com for many more products and choices

Axles, Bolts & Nuts

Quick Release Axles




American 8" Wheel Axle
164-000 \$.58 ea.

Theradyne Old Style
164-170 \$1.35 ea.



Invacare Shaved Axle
164-181 \$1.49 ea.

E&J 8" Wheel & Cross Brace
164-480 \$1.49 ea.




Size		
*164-400	7/16" x 4"	\$19.74 ea.
*164-401	7/16" x 4-3/8"	\$21.72 ea.
164-402	7/16" x 4-1/2"	Disc.
164-403	1/2" x 4-1/4"	Disc.
*164-404	1/2" x 4-3/8"	\$20.02 ea.
164-405	1/2" x 4-3/4"	\$27.61 ea.
164-406	1/2" x 5"	\$28.37 ea.

*Common to Invacare



Everest & Jennings 24" Wheel Axles and Nuts



Length	Part No.	Price
4-1/4"	164-130	\$4.95 Set
5"	164-160	\$5.95 Set

Nuts Included with E&J Axles

Length	Part No.	Price
4-1/4"	164-340	\$6.10 ea.
5"	164-360	\$6.10 ea.



24" Wheel Standard Axles

All Standard Axles Run Every 1/4" From 3-3/4" To 5"



Length	Part No.	Price
3-3/4"	164-111	\$.95 ea.
4"	164-121	\$.95 ea.
4-1/4"	164-131	\$1.75 ea.
4-1/2"	164-141	\$3.07 ea.
4-3/4"	164-151	\$1.35 ea.
5"	164-161	\$2.00 ea.

Standard Nut



164-501
\$.23 ea.

Lock Nut



164-500
\$.23 ea.



Length	Part No.	Price
3-3/4"	164-211	\$1.45 ea.
4"	164-221	\$1.89 ea.
4-1/4"	164-231	\$2.95 ea.
4-1/2"	164-241	\$3.80 ea.
4-3/4"	164-251	\$2.55 ea.
5"	164-261	\$1.95 ea.



164-502
\$.23 ea.



164-503
\$.23 ea.



Length	Part No.	Price
3-3/4"	164-311	\$2.20 ea.
4"	164-321	\$3.51 ea.
4-1/4"	164-331	\$1.80 ea.
4-1/2"	164-341	\$1.96 ea.
4-3/4"	164-351	\$2.85 ea.
5"	164-361	\$2.85 ea.



164-504
\$.38 ea.



164-505
\$.38 ea.

Note: Measure the shaft only on the axles above, **DO NOT** include the head.

Tire Tools

Visit us online
WheelchairParts.com
 for additional products & options

MRI Non-Magnetic Axles for MRI Wheelchairs

Axle and Nut for 8" Front Wheel

fits MRI Wheelchairs
 Axle Size: 5/16" x 3-3/4" Long
 164-490 \$15.04 ea.

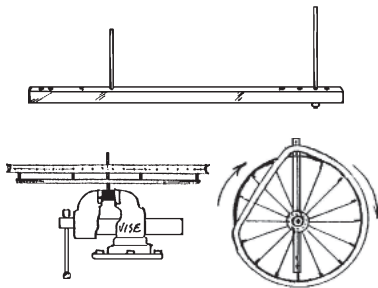


Axle and Nut for 24" Rear Wheel

Axle Size: 7/16" x 5" Long
 fits 18" to 20" MRI Wheelchairs
 164-491 \$30.07 ea.
 Axle Size: 5/8" x 5" Long
 fits 22" to 26" MRI Wheelchairs
 164-492 \$78.48 ea.




24", 22" & 8" Vice Tire Setter



This tool makes it easy to put on Snap-On Tires that almost seem impossible to put on by hand.
 510-102 \$38.33


Wheelchair Turntable



Work on your wheel chair with ease with this Wheelchair Turntable.

510-121 \$154.00 ea.

Wheelchair Repair Stand



* Swivels 360 Degrees
 * Fits most chairs with 14" to 20" seat width
 * Adjustable height range 26" - 30"

510-148 \$250.44 ea.

Rim Strips

Simple to use, rim strips stretch to securely fit around your rims and protect your tubes from spoke heads.

Rim Strip

20"	163-122	\$1.45 ea.
20" x 2-1/8"	163-124	\$1.45 ea.
22"	163-123	\$1.45 ea.
24"	163-100	\$1.25 ea.
24" x 3/4"	163-001	\$1.25 ea.



Air Pump with Gauge



510-150 \$38.04 ea.

Lever Bar



Slotted head slides easily along rim

510-149 \$24.30 ea.

Tire Mounting Tool



For use with snap-on tire tool

510-152 \$9.24 ea.

Spoke Wrench



Universal to fit most spoke sizes.

510-100 \$5.58 ea.

Valve Caps

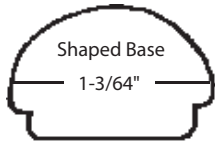


Plastic

510-151 \$.55 ea.

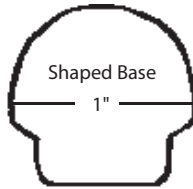
Snap-On-Tires

Everest & Jennings



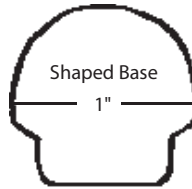
162-101 24" Snap on tire
162-201 22" Snap on tire
\$21.30 ea.

Smith & Davis



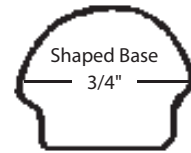
162-203 22" Snap on tire
Disc.

Everest & Jennings



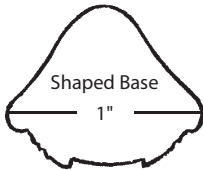
162-103 24" Snap on tire
\$25.56 ea.

Everest & Jennings



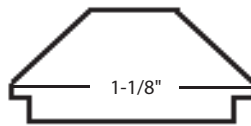
Light Weight
162-108 24" Snap on tire
Disc.

Invacare



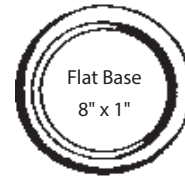
DTM Tire
162-110 24" Snap on tire
\$23.52 ea.

Invacare



Invacare Low Profile DTM Tire, Black
162-116 20" Snap-On-Tire **\$18.95**
162-115 22" Snap-On-Tire **\$18.95**
162-111 24" Snap-On-Tire **\$21.57**

8" Snap-On-Tire

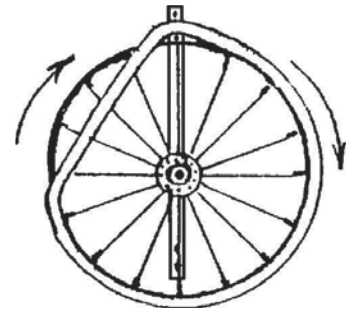
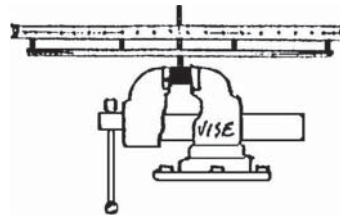
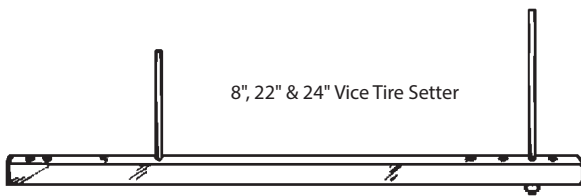


Fits: Most Chairs
162-109 8" Snap on tire
\$7.95 ea.

Snap-On-Tire Tool

Easy To Use

One stem will go through the center bearing of the wheel. The wheel will spin on this stem. The bearing fit will not necessarily be a tight fit on the stem. The stem is only used to rotate the wheel. The other stem will go between the wheel and the tire being mounted. This stem will draw the tire onto the wheel with ease while rotating the wheel.



510-102
\$38.33



**Can't find what you're looking for?
Let us make it for you!**

Ocelco has its own in house Wood Shop and Custom Upholstery Shop. Let us know what you need and we will make it for you. Special size wheelchair upholstery, custom cushions (see page 65), adaptive seating, or whatever you may need. Let Ocelco make it to your specifications. We're here to help, please do not hesitate to call us so we can make your special request for you.

Remember "We're The Friendly People"

Pneumatic Tires, Poly Foam Filled Tires, Flat-Free Inserts & Tubes

Pneumatic Tires - Require a tube or flat free poly foam insert

Poly Foam Filled Tire - Tire filled with poly foam - typically works with 2 piece hubs

Tube - Air filled and inserts inside of pneumatic tire

Flat Free Inserts - Made of poly foam and can be inserted into existing tire



Size	Description	Fits	Tread	Part #	Price
6" x 1-1/4"	Pneumatic Tire	Most	A	163-181	\$9.54 ea.
6" x 1-1/4"	Tube 45 Deg. Valve	Most 6" Casters		163-191	\$5.90 ea.
6" x 1-1/4"	Flat Free Insert	Most 6" Casters		163-209	\$15.36 ea.
7" x 1-3/4"	Pneumatic Tire	8 x 2 Wheels and Shepherd/Meyra	A	163-133	\$13.28 ea.
7" x 1-3/4"	Tube 90 Deg. Valve	Most		163-134	\$6.78 ea.
8" x 1-1/4"	Pneumatic Tire	Most 8 x 1-1/4 Casters Incl. Quickie	A	163-106	\$7.95 ea.
8" x 1-1/4"	Tube 45 Deg. Valve	Most		163-111	\$6.12 ea.
8" x 1-1/4"	Flat Free Insert	Most		163-208	\$12.30 ea.
8" x 1-3/4"	Pneumatic Tire (200x44)	Most	A	163-107	\$14.08 ea.
8" x 1-3/4"	Urethane Tire, Dark Grey	Most	T	163-109	\$15.96ea.
8" x 1-3/4"	Tube (200x44), 90 Deg. Valve	Most		163-112	\$7.90 ea.
8" x 1-3/4"	Flat Free Insert	Most 8 x 1-3/4 Including E&J 2-piece Hubs		163-210	\$15.36 ea.
8" x 2"	Pneumatic Tire (200x50)	Most	A	163-108	\$13.10 ea.
8" x 2"	Poly Foam Filled Tire(200x50)	Most		163-110	\$20.46 ea.
8" x 2"	Tube (200x50) 70 Deg. Valve	Most		163-113	\$5.95 ea.
8" x 2"	Tube(200x50) 90 Deg. Valve	Most		163-125	\$7.38 ea.
9" x 3"	Pneumatic Tire (2.80/2.50-4)	Most Scooters	A	163-135	\$14.62 ea.
9" x 3"	Poly Foam Filled Tire - Sawtooth Tread	Most 9 x 3 Power Chair Wheels Except P300	B	163-136	\$26.37 ea.
9" x 3"	Poly Foam Filled Tire - Wide Sawtooth Tread	Inv. Storm, Lancer, Explorer and P-300	B	163-137	\$27.06 ea.
9" x 3"	Poly Foam Filled Tire - Wide Rib Tread	Invacare Storm	A	163-138	\$25.76 ea.
9" x 3"	Tube 90 Deg. Valve (2.80/2.50-4)	Most		163-139	\$7.32 ea.



Tires, Tubes & Inserts

**See Page 29 for
Tread Patterns**

Pneumatic Tires - Require a tube or flat free poly foam insert

Poly Foam Filled Tire - Tire filled with poly foam - typically works with 2 piece hubs

Tube - Air filled and inserts inside of pneumatic tire

Flat Free Inserts - Made of poly foam and can be inserted into existing tire

Size	Description	Fits	Tread	Part #	Price
10" x 3"	Pneumatic Tire (3.00-4) (260x85) Front	Fortress, Invacare and Others	A	163-190	\$14.56 ea.
10" x 3"	Pneumatic Tire (3.00-4) (260x85) Rear	Fortress and Others	C	163-140	\$14.48 ea.
10" x 3"	Poly Foam Tire (3.00-4) (260x85) Rear	Most	C	163-141	\$31.85 ea.
10" x 3"	Poly Foam Tire (3.00-4) (260x85) Front	Most	A	163-142	\$32.39 ea.
10" x 3"	Tube (3.00-4) (260x85) 90 Deg. Valve	Most		163-143	\$7.10 ea.
10"	Pneumatic Tire (410/350-4)	Ortho-Kinetics and Others	D	163-144	\$15.80 ea.
10"	Poly Foam Tire (410/350-4)	Ortho-Kinetics, Sierra	D	163-145	\$41.96 ea.
11"	Pneumatic Tire (410/350-5)	Invacare and Others	E	163-147	\$17.76 ea.
12"	Pneumatic Tire (410/350-6) Saw Tooth Tread	Explorer, Lancer and Others	F	163-150	\$19.38 ea.
10"	Tube (410/350-4) 90 Deg. Valve	Ortho-Kinetics		163-146	\$7.22 ea.
11"	Poly Foam Tire (410/350-5)	Invacare Storm and XT	E	163-148	40.59 ea.
11"	Tube (410/350-5) 90 Deg. Valve	Invacare and Others		163-149	\$8.20 ea.
12"	Poly Foam Tire (410/350-6)	Explorer and Lancer	E	163-151	\$46.59 ea.
12"	Tube (410/350-6) 90 Deg. Valve	Explorer, Lancer and Others		163-152	\$8.20 ea.
12-1/2" x 2-1/4"	Pneumatic Tire Smooth Tread	Powerchairs, ABEC and Others	G	163-153	\$15.28 ea.
12-1/2" x 2-1/4"	Pneumatic Tire	Powerchairs, Invacare, ABEC and Others	H	163-128	\$15.94 ea.
12-1/2" x 2-1/4"	Tube, Straight Valve	Most		163-130	\$7.08 ea.
12-1/2" x 2-1/4"	Flat Free Insert	Most		163-201	\$25.80 ea.
13" x 4"	Pneumatic Tire (4.00-5)	Pride and Shoprider	I	163-154	\$19.76 ea.
13" x 4"	Poly Foam Tire (4.00-5)	Pride and Shoprider	I	163-155	\$48.40 ea.
13" x 4"	Tube (4.00-5) 90 Deg. Valve	Pride and Shoprider		163-156	\$8.58 ea.
14" x 2.125"	Pneumatic Tire	E&J	J	163-157	\$14.56 ea.
14" x 2.125"	Flat Free Insert	E&J		163-211	\$20.06 ea.
14" x 2-1/8"	Tube Straight Valve	E&J		163-158	\$6.72 ea.
14" x 3"	Pneumatic Tire (3.00-8)	Storm and Permobil	C	163-159	\$19.56 ea.
14" x 3"	Poly Foam Tire (3.00-8)	Invacare Storm	C	163-160	\$42.78 ea.
14" x 3"	Tube (3.00-8) 90 Deg. Valve	Storm and Permobil		163-192	\$7.68 ea.
14" x 4"	Pneumatic Tire (4.00-6)	Invacare Storm and Others	I	163-162	\$23.24 ea.
14" x 4"	Poly Foam Tire (4.00-6)	Invacare Storm and Others	I	163-163	\$47.69 ea.
14" x 4"	Tube (4.00-6) 90 Deg. Valve	Invacare Storm and Others		163-164	\$8.42 ea.
16" x 1.75"	Pneumatic Tire	Specialty and Some Damaco Chairs	R	163-167	\$15.28 ea.
16" x 1.75"	Flat Free Insert	Most		163-212	\$30.72 ea.
16" x 1.75"	Tube Straight Valve	Most		163-168	\$4.24 ea.
16" x 2.125"	Pneumatic Tire	Most Pediatric Power Chairs	J	163-169	\$15.96 ea.
16" x 2.125"	Tube Straight Valve	Most		163-170	\$4.24 ea.
16" x 4"	Pneumatic Tire (400-8) (4.00-8)	Most	F	163-165	\$44.90 ea.
16" x 4"	Tube	Most		163-166	\$11.54 ea.

Pneumatic Tires - Require a tube or flat free poly foam insert
Poly Foam Filled Tire - Tire filled with poly foam - typically works with 2 piece hubs
Tube - Air filled and inserts inside of pneumatic tire
Flat Free Inserts - Made of poly foam and can be inserted into existing tire

**See Page 29 for
Tread Patterns**

Size	Description	Fits	Tread	Part #	Price
18" x 2.125"	Pneumatic Tire	E&J Vortex	J	163-171	Disc.
18" x 2.125"	Tube	E&J Vortex		163-172	\$12.70 ea.
20" x 1-3/8"	Pneumatic Tire	Most	K	163-116	\$11.78 ea.
20" x 1-3/8"	Flat Free Insert	Most		163-202	\$18.48 ea.
20" x 1-3/8" & 1-1/4"	Tube	Most		163-119	\$4.95 ea.
20" x 1.75"	Pneumatic Tire	Skyway	U	163-173	\$13.78 ea.
20" x 1.75"	Flat Free Insert	Most		163-203	\$23.13 ea.
20" x 1.75"	Tube	Most		163-174	\$4.92 ea.
20" x 2.125"	Pneumatic Tire - Dark Grey	Most	J	163-175	\$17.00 ea.
20" x 2.125"	Pneumatic Tire - Light Grey	Most	J	163-126	\$14.46 ea.
20" x 2.125"	Flat Free Insert	Most		163-204	\$28.09 ea.
20" x 2.125"	Tube	Most		163-120	\$4.95 ea.
22" x 1-3/8"	Pneumatic Tire (37-501) Light Grey	Most	L	163-117	\$13.25 ea.
22" x 1-3/8"	Flat Free Insert	Most		163-205	\$19.98 ea.
22" x 1-3/8"	Tube	Most		163-121	\$4.95 ea.
24" x 1-3/8" & 1-1/4"	Pneumatic Tire (37-547) Dark Grey	Most	M	163-176	\$14.18 ea.
24" x 1-1/4"	Pneumatic Tire (32-547) Light Grey	Most	M	163-103	\$12.55 ea.
24" x 1-1/4"	Pneumatic Tire (32-547) Light Grey, Smooth Trd	Most		163-105	\$20.74 ea.
24" x 1-3/8"	Pneumatic Tire (37-540) Light Grey	Most	N	163-177	\$12.21 ea.
24" x 1-3/8"	Pneumatic Tire (37-540) Dark Grey	Most	N	163-178	Disc.
24" x 1-3/8"	Pneumatic Tire (37-540) Light Grey	Most	K	163-114	\$14.76 ea.
24" x 1-3/8"	Pneumatic Tire (32-540) Lt. Grey, Smooth Tread	Most	O	163-118	\$14.76 ea.
24" x 1-3/8" & 1-1/2"	Pneumatic Tire (40-540) Dk.Grey, All-Terrain Trd	Most	P	163-179	\$13.28 ea.
24" x 1-3/8"	Pneumatic Tire (37-540) Knobby w/ Blackwall	Most	Q	163-180	\$14.98 ea.
24" x 1-3/8"	Flat Free Insert	Most		163-206	\$19.42 ea.
24" x 1-3/8" & 1-1/4"	Tube, Straight Valve	Most		163-101	\$4.95 ea.
24" x 1-3/4"	Pneumatic Tire	Older E&J	K	163-115	Disc.
24" x 1.75"	Pneumatic Tire (47-507)	Invacare and Others	R	163-104	\$13.28 ea.
24" x 1.75"	Flat Free Insert	Most		163-207	\$23.13 ea.
24" x 1.75"	Tube	Most		163-102	\$4.95 ea.
24" x 2.125"	Pneumatic Tire, Dark Grey	24 x 1-3/4 & 1-3/4 Wheels	S	163-182	\$16.70 ea.
24" x 2.125"	Tube	Most		163-183	\$5.95 ea.
26" x 1-3/8"	Pneumatic Tire (37-590)	Most	K	163-184	\$12.68 ea.
26" x 1-3/8"	Flat Free Insert	Most		163-213	\$19.67 ea.
26" x 1-3/8"	Tube	Most		163-185	\$5.95 ea.
26" x 2.10"	Pneumatic Tire, Knobby	Most	V	163-186	\$18.82 ea.
26" x 2.125"	Tube	Most		163-187	\$5.95 ea.

Wheels

Our wheels are available in many configurations including Grey and black mags, pneumatic and solid black or Grey tires, varying hub widths (be sure to consider your axle length when determining the hub size you need), multiple numbers of spokes, many different handrim styles and different bearing inside diameters.



20" x 1-3/8" Black Mag, Pneumatic Tire with 3/4" Powder Coated Handrim. Hub width measured Outside of Bearing to Outside of Bearing is approximately 2-3/8". Has flush outer bearing.

Bearing I.D. 7/16" 168-211 \$81.62 ea.

**Everest & Jennings,
Theradyne, Quickie,
Invacare & Others**



20" x 1-3/8" Black Mag, Pneumatic Tire with 3/4" Stainless Steel Handrim. Hub width measured Outside of Bearing to Outside of Bearing is approximately 2-3/8". Has recessed outer bearing.

Bearing I.D. 1/2" with 7/16" Reducer 168-311 Disc.

Invacare & Quickie



20" x 1-3/4" 5 Spoke Black Mag, Full Profile Urethane Tire with 3/4" Aluminum Powder Coated Handrim. Hub width measured Outside of Bearing to Outside of Bearing is approximately 2-5/8". Has flush outer bearing.

Bearing I.D. 7/16" 168-411 \$86.34 ea.
5/8" 168-412 \$96.56 ea.

**Everest & Jennings,
Theradyne, Quickie,
Invacare & Others**



22" x 1" 8 Spoke Black Mag, Low Profile Black Urethane Tire with 3/4" Aluminum Powder Coated Handrim. Hub width measured Outside of Bearing to Outside of Bearing is approximately 2-5/8". Has flush outer bearing.

Bearing I.D. 7/16" 168-011 \$84.17 ea.
5/8" 168-012 \$82.03 ea.
1/2" 168-013 \$90.13 ea.

**Everest & Jennings
Theradyne, Quickie,
Invacare & Others**



22" x 1-3/8" 7 Spoke Black Mag, Pneumatic Tire with 3/4" Handrim. Hub width measured Outside of Bearing to Outside of Bearing is approximately 2-5/8". Has flush outer bearing.

Bearing I.D. 7/16" 168-111 \$82.97 ea.
5/8" 168-112 \$82.31 ea.
1/2" 168-113 \$90.40 ea.

**Everest & Jennings
Theradyne, Quickie,
Invacare & Others**



22" x 1-3/8" 8 Spoke Black Mag, Full Profile Poly Tire with 3/4" Aluminum Powder Coated Handrim. Has flush outer bearing and fits most **Invacare, E&J, Theradyne and Quickie** chairs.

Bearing I.D. 7/16" 168-511 \$85.61 ea. Hub width measured Outside of Bearing to Outside of Bearing is approximately 2-5/8"
1/2" 168-512 \$89.58 ea. Hub width measured Outside of Bearing to Outside of Bearing is approximately 2-1/16"



24" x 1" Alloy Spoke Rim, Solid Grey Tire with 5/8" Chrome Handrim. Has flush outer bearing. 2 1/2" Hub width.

Bearing I.D. 7/16" 160-111 \$40.83 ea.
5/8" 160-112 \$44.61 ea.
1/2" 160-113 \$49.95 ea.

**Everest & Jennings
Theradyne, Quickie,
Invacare & Others**

Black Mag



24" x 1" 8 Spoke Black Mag, Solid Grey Urethane Tire with 3/4" Handrim. Hub width measured Outside of Bearing to Outside of Bearing is approximately 2-5/8". Has flush outer bearing.

Bearing I.D.	7/16"	160-411	\$65.74 ea.
	5/8"	160-412	\$65.74 ea.
	1/2"	160-413	\$65.74 ea.
	12mm x 32mm	160-414	\$65.74 ea.

**Everest & Jennings
 Theradyne, Quickie
 & Others**



24" x 1" 8 Spoke Black Mag, Black Urethane Low Profile Tire with 3/4" Chrome Handrim. Hub width measured Outside of Bearing to Outside of Bearing is approximately 2-1/4". Has recessed outer bearing.

Bearing I.D.	7/16"	160-507	\$81.34 ea.
	5/8"	160-508	\$81.34 ea.
	1/2"	160-509	\$81.34 ea.

Invacare



24" x 1" 8 Spoke Black Mag, Solid Black Urethane Tire with 3/4" Chrome Handrim. Hub width measured Outside of Bearing to Outside of Bearing is approximately 2-5/8". Has flush outer bearing.

Bearing I.D.	7/16"	160-811	\$62.21 ea.
	5/8"	160-812	\$57.95 ea.
	1/2"	160-813	\$57.95 ea.

**Everest & Jennings
 Theradyne, Quickie,
 Invacare & Others**



24" x 1" 9 Spoke Black Mag, Solid Urethane Tire with 3/4" Chrome Handrim. Hub width measured Outside of Bearing to Outside of Bearing is approximately 2-1/4". Has recessed outer bearing.

Bearing I.D.	7/16"	160-711	Disc.	Grey DTM Tire
	5/8"	160-712	Disc.	Grey DTM Tire
	1/2"	160-713	Disc.	Grey DTM Tire

Older Invacare Chairs



	7/16"	168-611	\$70.57 ea.	Black Tire
	5/8"	168-612	\$70.72 ea.	Black Tire
	1/2"	168-613	\$70.72 ea.	Black Tire
				Drive Rear Wheel Assembly, Black Handrim, Hub Width 2-1/4".
	35 mm	160-114	\$33.76	Black Tire

New Invacare Chairs

**Drive Chairs, Cruiser and
 Silver Sport**

Grey Mag



24" x 1" 7 Spoke Grey Mag, Solid Grey Urethane Tire with 3/4" Grey Plastic Handrim. Hub width measured Outside of Bearing to Outside of Bearing is approximately 2-5/8". Has flush outer bearing.

Bearing I.D.	7/16"	160-511	\$57.95 ea.
	5/8"	160-512	\$57.95 ea.
	1/2"	160-513	\$57.95 ea.

**Everest & Jennings
 Theradyne, Quickie
 & Others**



24" x 1" 9 Spoke Grey Mag, Solid Urethane Tire with 3/4" Chrome Handrim. Hub width measured Outside of Bearing to Outside of Bearing is approximately 2-1/4". Has recessed outer bearing.

Bearing I.D.	7/16"	160-011	Disc.	Grey Tire
	5/8"	160-012	Disc.	Grey Tire
	1/2"	160-013	Disc.	Grey Tire

Invacare



24" x 1" 8 Spoke Grey Mag, Solid Dark Grey Urethane Tire with 3/4" Chrome Handrim. Hub width measured Outside of Bearing to Outside of Bearing is approximately 2-5/8". Has flush outer bearing.

Bearing I.D.	7/16"	160-211	\$62.21 ea.
	5/8"	160-212	\$57.59 ea.
	1/2"	160-213	\$57.59 ea.

**Everest & Jennings
 Theradyne, Quickie,
 Invacare & Others**

Wheels

Grey Mag Heavy Duty



24" x 1" 8 Spoke Grey Mag, Solid Grey Urethane Tire with 3/4" Chrome Handrim. Hub width measured Outside of Bearing to Outside of Bearing is approximately 2-5/8". Has flush outer bearing.

Bearing I.D. 5/8" 160-415 \$75.50 ea. **Everest & Jennings**

Pneumatic Tires



24" x 1-1/4" 8 Spoke Black or Grey Mag, Grey Urethane Full Profile Treaded Tire with 3/4" Chrome Handrim. Hub width measured Outside of Bearing to Outside of Bearing is approximately 2-5/8". Has flush outer bearing.

Bearing I.D. 7/16" 160-607 \$80.00 ea. Black Mag
5/8" 160-608 Disc. Disc.
1/2" 160-609 \$80.00 ea. Black Mag



Bearing I.D. 7/16" 160-407 Disc. Grey Mag
5/8" 160-408 Disc. Grey Mag
1/2" 160-409 Disc. Grey Mag

**Everest & Jennings
Theradyne, Quickie,
Invacare & Others**



24" x 1-3/8" 8 Spoke Grey Mag, Grey Pneumatic Tire with 3/4" Chrome Handrim. Hub width measured Outside of Bearing to Outside of Bearing is approximately 2-5/8". Has flush outer bearing.

Bearing I.D. 7/16" 160-911 \$75.00 ea.
5/8" 160-912 \$54.95 ea.
1/2" 160-913 \$54.95 ea.

**Everest & Jennings
Theradyne, Quickie,
Invacare & Others**



24" x 1-3/8" 8 Spoke Black Mag, Grey Pneumatic Tire with 3/4" Chrome Handrim. Hub width measured Outside of Bearing to Outside of Bearing is approximately 2-5/8". Has flush outer bearing.

Bearing I.D. 7/16" 160-611 \$60.85 ea.
5/8" 160-612 \$60.85 ea.
1/2" 160-613 \$60.85 ea.

**Everest & Jennings
Theradyne, Quickie,
Invacare & Others**



24" x 1-3/4" - 2-1/8" 7 Spoke Black Mag, Grey Pneumatic Tire with Stainless Steel Handrim. Hub width measured Outside of Bearing to Outside of Bearing is approximately 1-7/16". Has recessed outer bearing.

Bearing I.D. 1/2" with 7/16 Reducer 168-711 Disc.

**Theradyne, Quickie, Invacare,
Quadna & Others**

MRI Non-Magnetic Rear Wheel, Complete Assembly



Rear Wheel for 18" to 20" Wide Standard
MRI Wheelchair with 7/16" Bearings
Includes Wheel, Bearings, Axle and Nut
160-950 \$216.16 ea.



Rear Wheel for 22" to 24" Wide Standard
MRI Wheelchair with 5/8" Bearings
Includes Wheel, Bearings, Axle and Nut
160-951 \$216.16 ea.

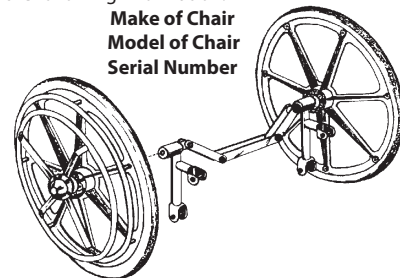


Rear Wheel for 24" to 26" Wide Heavy Duty
MRI Wheelchair with 5/8" Bearings
Includes Wheel, Bearings, Axle and Nut
160-952 \$232.42 ea.

One Arm Drives

For ordering one arm drives call toll free **800-328-5343** with the following information:

**Make of Chair
Model of Chair
Serial Number**



All Hub Widths are approximate and measure outside of bearing to outside of bearing.

5" x 1"



3 Spoke Black Mag, Black Urethane Tire.

Bearing I.D.	Hub Width			
5/16" Precision Bearing	1"	161-600	\$23.06 ea.	

Solid Tire



8 Spoke Black Mag, Black Urethane Tire.

Bearing I.D.	Hub Width			
5/16" Precision Bearing	1-1/2"	161-615	\$23.95 ea.	
7/16" Flange Bearing	1-3/4"	161-608	\$23.95 ea.	
5/16" Flange Bearing	1-3/4"	161-601	\$23.95 ea.	

Solid Tire

6" x 1"



8 Spoke Black Mag, Black Rubber Tire.

Bearing I.D.	Hub Width			
5/16" Flange Bearing	1-1/2"	161-452	\$30.34 ea.	

Solid Tire



6 Spoke Black Mag, Grey Urethane Tire.

Bearing I.D.	Hub Width			
5/16" Precision Bearing	1"	161-616	\$26.97 ea.	

Solid Tire



8 Spoke Black Mag, Black Urethane Tire.

Bearing I.D.	Hub Width			
5/16" Precision Bearing	1-1/2"	161-617	\$25.40 ea.	
7/16" Flange Bearing	1-3/4"	161-609	\$25.40 ea.	
5/16" Flange Bearing	1-3/4"	161-602	\$25.40 ea.	

Solid Tire

6" x 1 1/4"



3 Spoke Black Mag, Grey Pneumatic Tire.

Bearing I.D.	Hub Width			
5/16" Precision Bearing	1"	161-462	\$40.80 ea.	
7/16" Flange Bearing	1-1/4"	161-483	\$33.93 ea.	

Pneumatic
Tire



8 Spoke Black Mag, Black Urethane Tire.

Bearing I.D.	Hub Width			
5/16" Precision Bearing	1-1/2"	161-618	\$23.95 ea.	
7/16" Flange Bearing	1-1/2"	161-610	\$23.95 ea.	
5/16" Flange Bearing	1-1/2"	161-603	\$23.95 ea.	

Solid Tire

7" x 1"



8 Spoke Black Mag, Black Urethane Tire.

Bearing I.D.	Hub Width			
5/16" Precision Bearing	1-1/2"	161-619	\$34.44 ea.	
7/16" Flange Bearing	1-1/2"	161-611	Disc.	
5/16" Flange Bearing	1-1/2"	161-604	\$35.61 ea.	

Solid Tire

7 1/2" x 1"



8 Spoke Black Mag, Black Urethane Tire.

Bearing I.D.	Hub Width			
5/16" Precision Bearing	1-1/2"	161-620	\$34.44 ea.	
7/16" Flange Bearing	2-3/8"	161-612	\$25.13 ea.	
5/16" Flange Bearing	1-1/2"	161-605	Disc.	

Solid Tire

Black Mag Shown

8" x 1"



7 Spoke, Grey Rubber Tire.

Bearing I.D.	Hub Width			
*5/16" Bearing Black Mag	2-5/8"	161-412	\$15.95 ea.	
*5/16" Bearing Grey Mag	2-5/8"	161-212	\$15.95 ea.	

Solid Tire

Black Mag Shown

*Standard Everest & Jennings



8 Spoke, Grey Rubber Tire.

Bearing I.D.	Hub Width			
7/16" Bearing Grey Mag	2-3/8"	161-211	\$15.95 ea.	
*7/16" Bearing Black Mag	2-3/8"	161-411	\$15.95 ea.	
1/4" Bearing Black Mag	2-3/8"	161-413	\$19.95 ea.	
1/4" Bearing Grey Mag	2-3/8"	161-213	\$19.95 ea.	

Solid Tire

Black Mag Shown

*Old Standard Invacare



5 Spoke Heavy Duty Mag, Grey Rubber Tire.

Bearing I.D.	Hub Width			
5/16" Bearing Grey Mag	2-5/16"	161-312	\$23.55 ea.	
5/16" Bearing Black Mag	2-1/2"	161-512	\$27.95 ea.	
7/16" Bearing Grey Mag	2-3/8"	161-311	\$23.55 ea.	
7/16" Bearing Black Mag	2-3/8"	161-511	\$27.95 ea.	

Solid Tire



8 Spoke Black Mag, Black Urethane Tire.

Bearing I.D.	Hub Width			
5/16" Precision Bearing	1-1/2"	161-621	\$23.95 ea.	
* 7/16" Flange Bearing	1-3/4"	161-613	\$23.95 ea.	
5/16" Flange Bearing	1-3/4"	161-606	\$23.95 ea.	
8 mm Flange Bearing	56 mm	161-414	\$13.55 ea.	

Solid Tire



Wire Spoke Wheel, Grey Rubber Tire.

Bearing I.D.	Hub Width			
1/2" Flange Bearing	2-3/8"	161-114	Disc.	

Solid Tire

8" x 1"

MRI Non-Magnetic

Front Wheel for 18" to 24" Wide
Standard Wheelchair

161-640 \$30.17 ea.



8" x 1" Wheel Assembly for
18" to 24" MRI Chairs

Includes fork, wheel,
bearings, axle, and nut.

161-641 \$94.21 ea.

Wheels

All Hub Widths are approximate and measure outside of bearing to outside of bearing.

8" x 1-1/4"



Pneumatic Tire

8 Spoke Black Mag, Grey Pneumatic Tire.			
Bearing I.D.	Hub Width		
5/16" Bearing	1-3/4"	161-472	Disc.
7/16" Bearing	2-3/8"	161-471	\$26.78 ea.



Pneumatic Tire

5 Spoke Grey Mag, Grey Pneumatic Tire.			
Bearing I.D.	Hub Width		
5/16" Bearing	2-3/8"	161-262	\$39.75 ea.
7/16" Bearing	2-1/8"	161-261	Disc.



Solid Tire

7 Spoke Black Mag, Black Urethane Tire.			
Bearing I.D.	Hub Width		
5/16" Bearing	1-3/4"	161-491	\$45.00 ea.



Pneumatic Flat Free

8 Spoke Black Mag, Grey Pneumatic Tire with Flat Free Poly-Foam Insert.			
Bearing I.D.	Hub Width		
5/16" Bearing	1-3/4"	161-493	\$50.53 ea.
7/16" Bearing	1-3/4"	161-494	\$50.53 ea.

8" x 1-3/4"



Pneumatic Tire

2 Piece Black Hub, Grey Pneumatic Tire.			
Bearing I.D.	Hub Width		
5/16" Bearing	2-1/2"	161-422	Disc.
7/16" Bearing	2-1/2"	161-421	Disc.



Solid Tire

2 Piece Black Hub, Black Urethane Tire.			
Bearing I.D.	Hub Width		
5/16" Bearing	2-1/2"	161-432	Disc.
7/16" Bearing	2-1/2"	161-431	Disc.



Pneumatic Tire

2 Piece Grey Hub, Grey Pneumatic Tire.			
Bearing I.D.	Hub Width		
5/16" Bearing	2-1/2"	161-222	\$62.90 ea.
7/16" Bearing	2-1/2"	161-221	\$57.60 ea.

8" x 1-3/4"



Solid Tire

2 Piece Grey Hub, Dark Grey Urethane Tire.			
Bearing I.D.	Hub Width		
5/16" Bearing	2-1/2"	161-232	Disc.
7/16" Bearing	2-1/2"	161-231	Disc.



Pneumatic Flat Free

2 Piece Aluminum Hub, Grey Pneumatic Tire with Flat Free Poly-Foam Insert.			
Bearing I.D.	Hub Width		
5/16" Bearing	2-1/2"	161-495	Disc.
7/16" Bearing	2-1/2"	161-496	Disc.

8" x 2"



Pneumatic Tire

3 Spoke Grey Mag, Grey Pneumatic Tire.			
Bearing I.D.	Hub Width		
5/16" Bearing	2-1/2"	161-223	\$27.10 ea.
7/16" Bearing	2-1/2"	161-224	\$27.10 ea.



Pneumatic Tire

2 Piece Black Hub, Grey Pneumatic Tire.			
Bearing I.D.	Hub Width		
5/16" Bearing	2-1/2"	161-482	\$27.93 ea.
7/16" Bearing	2-1/2"	161-481	\$28.67 ea.



Solid Tire

2 Piece Black Hub, Black Urethane Tire.			
Bearing I.D.	Hub Width		
5/16" Bearing	2-1/2"	161-607	\$28.10 ea.
7/16" Bearing	2-1/2"	161-614	\$28.10 ea.



Pneumatic Flat Free

2 Piece Black Hub, Grey Flat Free Pneumatic Poly Foam Filled Tire.			
Bearing I.D.	Hub Width		
5/16" Bearing	2-1/2"	161-497	\$44.17 ea.
7/16" Bearing	2-1/2"	161-498	\$43.19 ea.

8" x 2"

MRI Non-Magnetic

Front Wheel for 24" to 26" Wide Heavy Duty MRI Wheelchair

161-642 \$47.78 ea.



8" x 2" Wheel Assembly for 24" to 26" MRI Heavy Duty Chairs


Includes fork, wheel, bearings, axle, and nut.

161-643 \$110.43 ea.



Forks & Spacers

Visit us online
WheelchairParts.com
 for additional products & options



- A E&J Chrome Fork** *167-101 \$13.65 ea.
 1/2" stem diameter - 2 1/2" stem length
 5" fork length - 2 9/16" fork opening
 accepts 5/16" axle - 1 Axle position
E&J Black Fork *167-102 \$10.00 ea.
 1/2" stem diameter - 2 1/2" stem length
 5" fork length - 2 9/16" fork opening
 accepts 5/16" axle - 1 Axle position
- B Invacare Chrome Fork** *167-202 \$22.09 ea.
 1/2" stem diameter - 2 3/4" stem length
 5" fork length - 2 3/8" fork opening
 accepts 7/16" axle - 1 Axle position
- C Invacare Black Fork** 167-203 \$41.56 ea.
 7/16" and 5/8" stem diameter
 5" fork length - 2 3/8" fork opening
 accepts 7/16" axle - 1 Axle position
Invacare Black Fork 167-204 Disc.
- F Drive Fork** 167-209 \$19.04 ea.
 12mm stem diameter - 2 9/16" stem length
 5 1/4" fork length - 2 5/8" fork opening
 accepts 8mm axle - 1 Axle position
 Commonly Fits Go-Kart, Navajo & Transport Chairs
- G Drive Fork** 167-210 \$37.50 ea.
 12mm stem diameter - 2 3/8" stem length
 5 1/4" fork length - 2 1/2" fork opening
 accepts 8mm axle - 1 Axle position
 Commonly Fits Wrangler & Transport Chairs

* Most common

- E Black Aluminum Fork** 167-206 \$56.64 ea.
 1/2" stem diameter - 2 1/2" stem length
 7 1/4" fork length - 2 1/16" fork opening
 accepts 5/16" axle - 3 axle positions
Black Aluminum Fork 167-207 \$44.72 ea.
 1/2" stem diameter - 2 3/4" stem length
 7 1/2" fork length - 2 1/2" fork opening
 accepts 5/16" axle - 3 axle positions
 Commonly Fits Invacare Tracer SX5
Black Aluminum Fork 167-500 \$17.50 ea.
 1/2" stem diameter - 2 7/16" stem length
 6" fork length - 2 3/8" fork opening
 accepts 8mm axle - 3 axle positions
 Commonly Fits Wheelchairs with 8 mm Axles
Black Steel Fork 167-208 \$28.56 ea.
 1/2" stem diameter - 2 3/4" stem length
 7 1/2" fork length - 2 1/2" fork opening
 accepts 7/16" axle - 3 axle positions
 Commonly Fits Invacare Tracer EX2
- H Drive Fork** 167-211 \$35.72 ea.
 13mm stem diameter - 2 1/2" stem length
 7" fork length - 1 11/16" fork opening
 accepts 8mm axle - 4 axle positions
 Black Aluminum - Fits Cirrus IV Only
- I Drive Fork** 167-212 \$13.55 ea.
 13mm stem diameter - 2 7/16" stem length
 7 1/4" fork length - 2 7/16" fork opening
 accepts 11mm axle - 3 axle positions
 Black Aluminum - Fits Cruiser and Silver Sport
- J MRI Non-Magnetic Fork** 167-520 \$64.24 ea.
 Front Fork with Nut,
 for Standard and Heavy Duty
 MRI Wheelchairs

Axle Spacers


- | | | |
|---------|-------------------------|-------------|
| 166-320 | 5/16" I.D. x 1/16" Long | \$1.98 pk. |
| 166-321 | 5/16" I.D. x 3/16" Long | \$4.11 pk. |
| 166-322 | 5/16" I.D. x 3/8" Long | \$4.22 pk. |
| 166-323 | 7/16" I.D. x 1/16" Long | \$3.16 pk. |
| 166-324 | 7/16" I.D. x 1/8" Long | Disc. |
| 166-325 | 7/16" I.D. x 1/4" Long | Disc. |
| 166-326 | 7/16" I.D. x 1/2" Long | \$12.08 pk. |
| 166-327 | 7/16" I.D. x 3/4" Long | \$8.60 pk. |
| 166-328 | 7/16" I.D. x 7/8" Long | Disc. |
| 166-329 | 7/16" I.D. x 1" Long | \$8.60 pk. |
| 166-330 | 7/16" I.D. x 9/16" Long | 4.31 pk. |
| 166-331 | 1/2" I.D. x 1/16" Long | \$2.07 pk. |
| 166-332 | 1/2" I.D. x 1/4" Long | \$10.66 pk. |
| 166-333 | 1/2" I.D. x 1/2" Long | \$8.60 pk. |
| 166-334 | 1/2" I.D. x 3/4" Long | \$4.02 pk. |
| 166-335 | 1/2" I.D. x 1" Long | Disc. |
| 166-336 | 5/8" I.D. x 1/16" Long | \$2.07 pk. |
| 166-337 | 5/8" I.D. x 1/4" Long | \$8.60 pk. |
| 166-338 | 5/8" I.D. x 1/2" Long | Disc. |
| 166-339 | 5/8" I.D. x 3/4" Long | \$8.60 pk. |

All spacers come in a package of 4.

phone: 1-800-328-5343

fax: 1-866-829-9744

online: www.ocolco.com

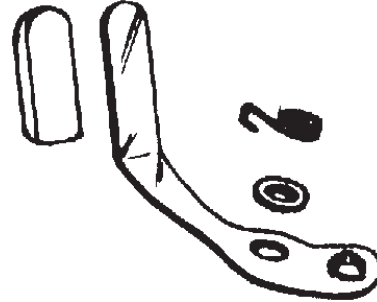


Lock Levers



Invacare Complete \$9.00 ea.
 Left 143-110
 Right 143-120

Spring Only \$.95 ea.
 Left 143-134
 Right 143-135



Colson Disc.
 Left 143-310
 Right 143-320

Spring Only Disc.
 Left 143-332
 Right 143-333

Everest & Jennings



Complete \$4.95 ea.
 Left 143-510
 Right 143-520

Spring Only \$.95 ea.
 Left 143-530
 Right 143-531




143-503 \$8.94 ea.




143-501 \$19.41 ea.

Legrest Release Levers

Everest & Jennings



Release Lever 144-500 \$34.24 ea.



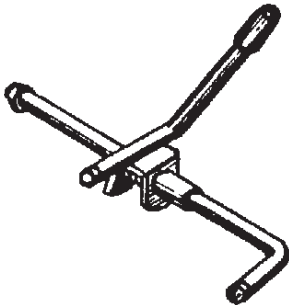
Adjustment Rod 144-501 \$9.95 ea.

Invacare

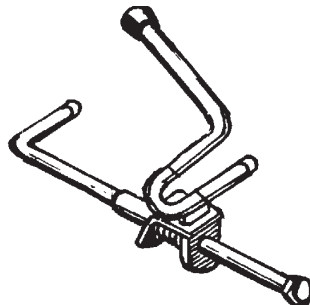


Complete Set 144-130 \$23.07 set

Theradyne

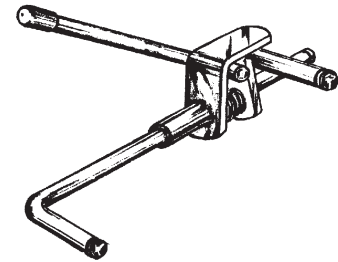


Release Lever \$25.56 ea.
 Left 144-210
 Right 144-220



Release Lever \$22.35 Disc.
 Left 144-221
 Right, Limited Availability 144-221

Gendron



Release Lever \$39.11
 Left 144-411
 Right 144-421

Universal Calf Pads and Padded Covers

Plastic Calf Pads

145-1CL \$10.88 ea.

Available in Blue, Grey, Black or Brown

Padded Calf Pads

146-3CL Black Base \$13.90 ea.

Available in all colors below.

Padded Calf Pad Covers

Turn your plastic calf pad into a padded calf pad with this cover.

146-2CL \$4.95 ea.

Available in all colors below, except Mauve & Jade.

Fits:

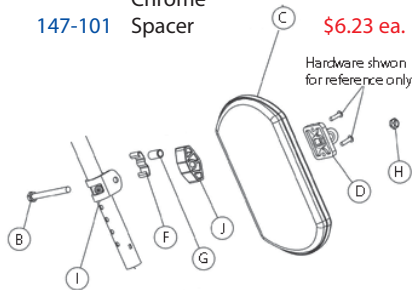
Invacare
 Everest & Jennings
 Smith & Davis
 Lumex



Colors for Padded Calf Pads Above: 67 Dark Blue, 68 Royal Blue, 64 Light Blue, 86 Walnut, 83 Nutmeg, 82 Camel, 23 Mauve, 26 Crimson, 27 Burgundy, 54 Cactus, 57 Jade, 96 Beige, 46 Black or 44 Grey **Color page 159**

Invacare Calf Pad Assembly

Fig.	Part #	Description	Price
	146-2CL	Calf Pad Cover Specify Color Above	\$4.95 ea.
B	164-480	Bolt	\$1.49 ea.
C	145-1CL	Calf Pad, Plastic	\$10.88 ea.
D	147-102	Pad Plate	\$4.31 ea.
	147-103	Swivel Bracket	\$18.78 ea.
F	147-104	Spring	\$6.48 ea.
G	147-105	Bushing	\$6.48 ea.
H	164-506	Nut	\$.23 ea.
I	147-106	Mounting Bracket Chrome	\$16.06 ea.
J	147-101	Spacer	\$6.23 ea.



MRI Non-Magnetic Calf Pads

Padded Calf Pad for MRI Legrests
 Hole Spacing: 2"

Choose Color

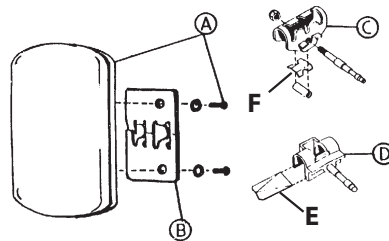
146-6CL \$28.72 ea.

Available in Burgundy (27) or Green (50)



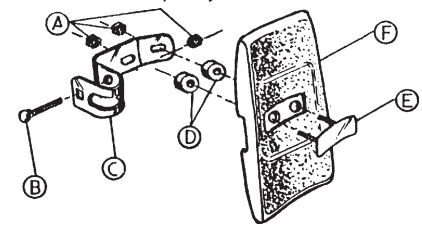
Everest & Jennings Calf Pad Assembly

Fig.	Part #	Description	Price
A	146-1CL	Padded Calf Pad Specify Color Above	\$13.90 ea.
A	145-1CL	Plastic Calf Pad Blue, Grey or Cocoa	\$10.88 ea.
B	147-501	Plate w/Spring	\$2.44 ea.
C	147-502	Swivel Bracket	\$6.95 ea.
F	147-508	Spring Only	\$1.00 ea.



Theradyne or American Calf Pad Assembly

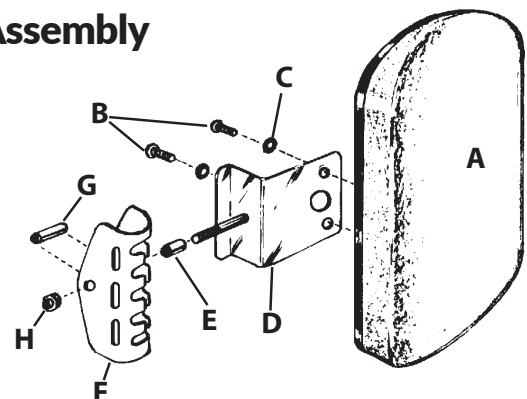
Fig.	Part #	Description	Price
A	164-507	Nuts	\$.23 ea.
B	147-202	Carriage Bolt	\$.23 ea.
C	147-203	Swivel Bracket	Disc.
D	147-204	Grey Vibro	\$.95 ea.
E	147-205	Calf Pad Plate	Disc.
F	145-246	Calf Pad, Plastic	Disc.
	146-2CL	Calf Pad Cover Specify Color Above	\$4.95 ea.



Gendron Calf Pad Assembly

Fig.	Part #	Description	Price
A	146-7CL	Calf Pad Padded Specify color below	\$29.95 ea.
B	147-413	Screw	\$.23 ea.
C	147-414	Lock Washer	\$.23 ea.
D	147-415	Pad Plate	\$23.11 ea.
E	147-416	Bushing	\$2.22 ea.
F	147-417	Swivel Bracket	\$13.46 ea.
G	147-418	Bushing	\$.95 ea.
H	147-419	Lock Nut	\$.23 ea.

Colors: 44 Grey, 46 Black, 68 Royal Blue, 86 Brown, 27 Burgundy



Foot & Legrest Parts

Footplates

Standard Footplate For 7/8" tubing

148-100 Aluminum \$8.95 ea.
148-116 Plastic \$8.95 ea.

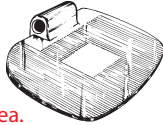
MRI Non-Magnetic Footplates

18" to 24" MRI Standard Chair
148-122 \$39.26 ea.
24" to 26" MRI Heavy Duty Chair
148-121 \$45.57 ea.



Oversize Footplate Black, 8-1/2"L x 7-3/4"W For 7/8" tubing

148-101 Left side \$47.36 ea.
148-102 Right Side \$47.36 ea.



Black Footplate For Drive Wheelchairs

148-120 Plastic \$17.86 ea.



Roller Bumper 149-103 \$3.95 ea.



**MRI Non-Magnetic
Roller Bumper,**
for HD Chairs only
Fits 3/4" I.D. tubing
149-151 \$16.58 ea.




Bumper
149-101 Grey
149-119 Black
\$.95 ea.



MRI Non-Magnetic
Screw for MRI Foot / Legrest
Rubber Bumper, Fits all MRI
Chairs
149-153 \$8.42 ea.

Legrest Release Levers Cap 125-103 \$1.50 ea.



Black Rubber

Extension Tube with Draw Bolt



148-111 \$8.75 ea.



Standard Footplate with Extension Tube & Draw Bolt

With Out Heel Loops \$18.50 ea.
Left 148-105
Right 148-106
With Heel Loops \$19.50 ea.
Left 148-107
Right 148-108

MRI Non-Magnetic Draw-Bolt Style Replacement Extension Tube Assembly and Footrest


18" MRI Fixed Chair, Choose Side
148-150-X \$87.06 ea.

Clamp-On Style

18" MRI Fixed Chair, Choose Side
148-151-X \$80.97 ea.

Everest & Jennings Footrest & Legrest Draw Bolt

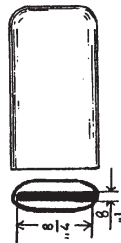
Adult 148-103 \$3.95 ea.
Junior 148-104 \$10.95 ea.




Tube Cap \$.95 ea.
Grey 125-105
Brown 125-100
Black 125-102



Tube Sleeve
149-102 Disc.



Legrest Grip
Rubber
7/8" x 1/8" Black 120-106
Disc.



Legrest Grip
Rubber
1/2" x 1/8" Grey 120-105
\$ 1.95 ea.
1/2" x 1/8" Black 120-112
\$ 1.95 ea.

Footrest Hangers



E & J Camlock \$19.50 ea.
Left 148-112
Right 148-113
Invacare Camlock \$23.40 ea.
Left 148-114
Right 148-115



Foot & Legrest Clamp
3/4"-7/8" 149-107 \$2.95 ea.
7/8"-1" 149-120 \$3.45 ea.



Knob Adjuster
149-113 Disc.

Damper




Grey Rubber
149-100 \$.95 ea.



**MRI Tension
"O" Ring,** Fits
all MRI Chairs
149-152 \$8.42 ea.

Spring Plastic



Old E&J
149-111 \$1.95 ea.

Spring Steel




149-112 \$.53 ea.

Spring Steel



Invacare
149-108 \$.95 ea.

Spring Steel



E&J
149-110 \$.95 ea.

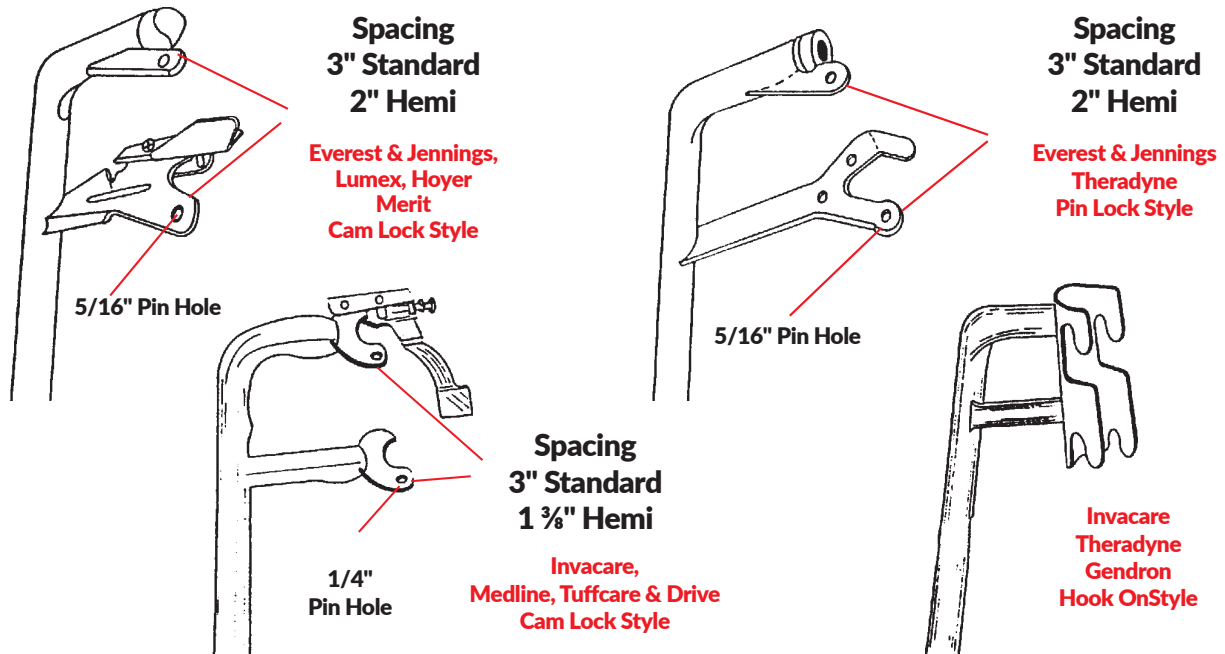
Spring Steel



Gendron
149-109 \$1.65 ea.

Footplate Springs

Determine Your Footrest or Legrest Type



- Threadless End Caps**
- | | | |
|---------|------------|------------|
| 149-104 | 1/4" | \$.75 ea. |
| 149-105 | 5/16" | \$.75 ea. |
| 149-106 | 7/16"-1/2" | \$2.11 ea. |

Front Rigging Locking Kits

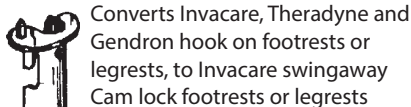
Prevent removal and possible loss of your expensive swingaway footrests or legrests. Threadless end caps push onto the bottom pin and make it difficult to remove your front rigging. Clamp style, clamps onto the bottom pin by tightening the allen head screw, allen wrench included in this set.

- MRI Non-Magnetic Locking Kit**
 Clamp Locks 1/4" 149-154 \$24.72 pr.



- Clamp Locks**
- | | | |
|---------|-------|------------|
| 149-117 | 1/4" | \$7.30 pr. |
| 149-118 | 5/16" | \$7.30 pr. |

Footrest & Legrest Adapters



Converts Invacare, Theradyne and Gendron hook on footrests or legrests, to Invacare swingaway Cam lock footrests or legrests


- | | | |
|-----------|-------|-------------|
| 142-110-L | Left | \$10.40 ea. |
| 142-110-R | Right | Disc. |



Converts Gendron hook on footrests or legrests, to Gendron swingaway Cam lock footrests or legrests

- | | | |
|-----------|-------|-------------|
| 142-410-L | Left | Disc. |
| 142-410-R | Right | \$19.26 ea. |

Heel and Toe Loops




- | | | |
|------------------|------------|--------|
| Econo Heel Loop | 196-102 | \$3.55 |
| Heel Loop | 196-100-CL | \$4.95 |
| Padded Heel Loop | 196-101-CL | \$6.70 |
| Toe Loop | 196-200-CL | \$5.35 |
| Padded Toe Loop | 196-201-CL | \$6.70 |



MRI Non-Magnetic Heel Loops

- | | | |
|---|-----------|---------|
| 18" to 24" Wide MRI Standard Chairs Universal Fit | 196-130 | \$22.39 |
| 24" to 26" Wide MRI Heavy Duty Chairs Choose Side, L or R | 196-131-X | \$30.70 |



MRI Non-Magnetic Heel Loop and Footplate

- | | | |
|---|-----------|---------|
| 18" to 24" Wide MRI Standard Chairs Choose Side, L or R | 196-132-X | \$50.57 |
| 24" to 26" Wide MRI Heavy Duty Chairs Choose Side, L or R | 196-133-X | \$49.10 |



Footrest Pads

Specify color from page 149

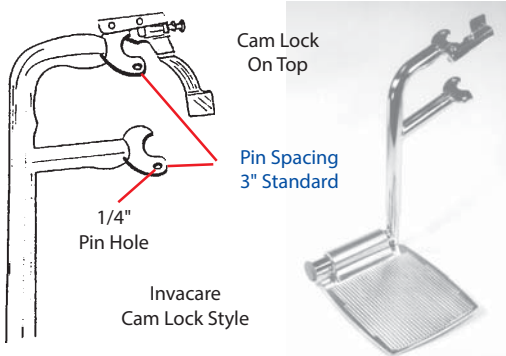
Made with 1/2" foam. Attaches to footrests with velcro straps or metal hooks. Velcro style or hook on style are made for 18" wide chairs. Special sizes available upon request.

Footrest Pad

- | | | |
|--------|------------|---------|
| Velcro | 191-1CL | \$27.37 |
| Hooks | 196-202-CL | \$28.31 |

Front Rigging

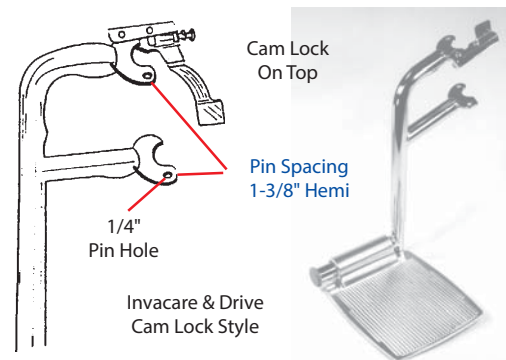
Invacare Cam-Lock Swingaway Detachable Footrests



Standard

140-111	Left	Economy	Black Plastic Footplate	\$22.30 ea.
140-121	Right			\$22.30 ea.
140-110	Left	Deluxe	Silver Aluminum Footplate	\$26.50 ea.
140-120	Right			\$26.50 ea.
140-113	Left	Deluxe	Black Aluminum Footplate w/ Heel Loops	\$22.30 ea.
140-123	Right			\$22.30 ea.

To convert hook-on style chairs to accept swingaway footrests, see adapters on Page 41.



Hemi

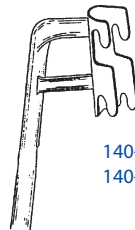
140-114	Left	Economy	Black Plastic Footplate	\$22.30 ea.
140-124	Right			\$22.30 ea.
140-112	Left	Deluxe	Silver Aluminum Footplate	\$22.30 ea.
140-122	Right			\$22.30 ea.
140-115	Left	Deluxe	Black Aluminum Footplate w/ Heel Loops	\$29.95 ea.
140-125	Right			\$29.95 ea.

Gendron Cam-Lock Swingaway Detachable Footrests



Standard and Hemi
140-610 Left \$ 51.72 ea.
140-620 Right \$ 51.72 ea.

Hook-On Detachable Footrests



Invacare, Gendron & Theradyne

140-010 Left \$87.25 ea.
140-020 Right \$87.25 ea.



Do you have a hook-on style chair and want to convert it to detachable swingaway footrests?



Adapters convert Hook-on style chairs to accept Gendron swingaway cam-lock footrests. These brackets will fit Invacare, Gendron and Theradyne hook-on style chairs. Only Gendron Footrests will fit the adapters.

142-410-L Left **Disc.**
142-410-R Right \$19.26 ea.

MRI Non-Magnetic Footrests

MRI Aluminum Footrests

Detachable Swing-Away with Heel Loops, Choose Left or Right for Aluminum Wheelchairs

140-700-X \$109.00 ea.



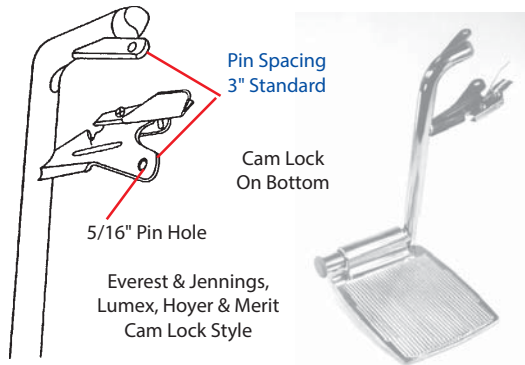
MRI Non-Magnetic Footrests

Detachable Swing-Away with Heel Loops, Choose Left or Right

18" to 20" Wide Chairs, Standard
140-701-X \$99.68 ea.
22" to 24" Wide Chairs, Standard
140-702-X \$166.09 ea.
24" to 26" Wide Chairs, Heavy Duty
140-703-X \$232.42 ea.

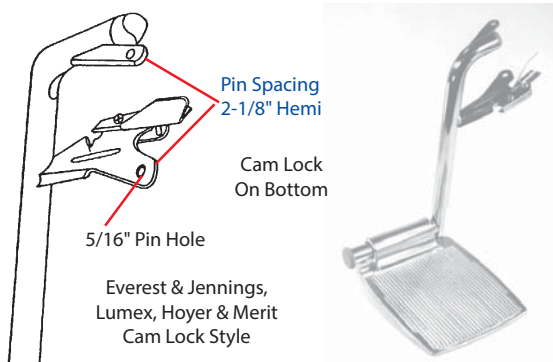


E&J, Lumex, Hoyer, Merit & New Theradyne Cam-Lock Swingaway Detachable Footrests



Standard

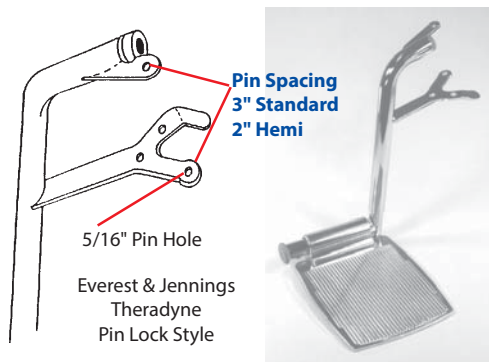
140-510	Left	Economy	Standard Release Lever	\$23.87 ea.
140-520	Right		Silver Aluminum Footplate	\$23.87 ea.
140-512	Left	Deluxe	Standard Release Lever	\$29.95 ea.
140-522	Right		Silver Aluminum Footplate w/ Heel Loops	\$29.95 ea.



Hemi

140-514	Left	Economy	Standard Release Lever	\$23.87 ea.
140-524	Right		Silver Aluminum Footplate	\$23.87 ea.
140-518	Left	Deluxe	Standard Release Lever	\$29.95 ea.
140-528	Right		Silver Aluminum Footplate w/ Heel Loops	\$29.95 ea.

Pin Lock Swingaway Detachable Footrests



Everest & Jennings

140-511	Standard Left	\$35.00 ea.
140-521	Standard Right	\$35.00 ea.
140-516	Hemi Left	\$40.00 ea.
140-526	Hemi Right	\$40.00 ea.

Old Theradyne

140-511	Standard Left	\$35.00 ea.
140-521	Standard Right	\$35.00 ea.
140-515	Hemi Left	Disc.
140-525	Hemi Right	Disc.

MRI Non-Magnetic Legrests

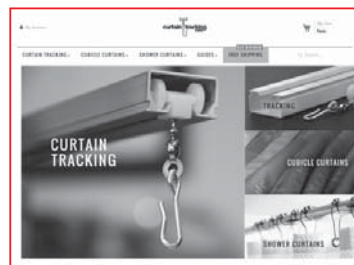
MRI Non-Magnetic Legrests

Detachable Swing-Away with
 Heel Loops and Calf Pads
 Choose Side (X): (L)Left or (R)Right
 Choose Color (CL): Burgundy -27 or Green - 50

18" to 24" Wide Chairs, Standard
 140-750-X-CL \$258.98 ea.
 24" to 26" Wide Chairs, Heavy Duty
 140-751-X-CL \$278.91 ea.



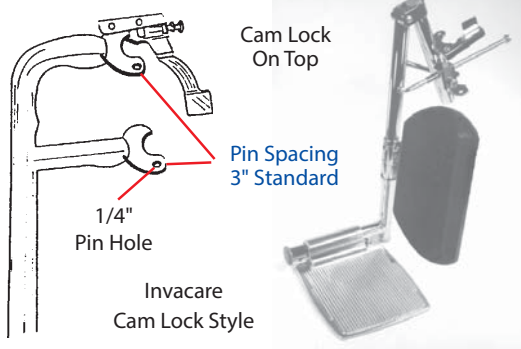
Visit our New Online Store www.CurtainTracking.com



Order from
Curtaintracking.com
 Discount Code
TRACK

Invacare Cam-Lock Swingaway Detachable Elevating Legrests

Standard



141-210-46
141-310-46

141-200-CL
141-300-CL

141-220-CL
141-320-CL

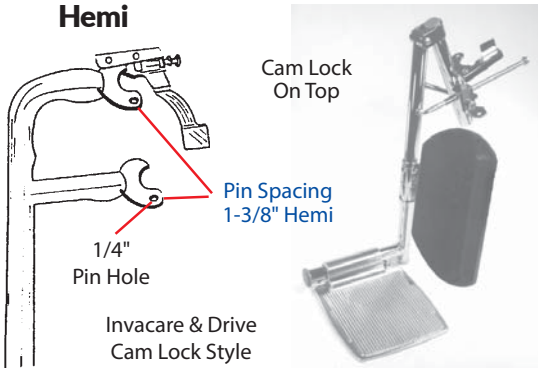
Left **Economy** Black Plastic Calf Pad \$42.95 ea.
Right Black Plastic Footplate \$42.95 ea.

Left **Deluxe** Padded Calf Pad \$44.95 ea.
Right Silver Aluminum Footplate \$44.95 ea.

Left **Deluxe** Padded Calf Pad \$49.95 ea.
Right Black Aluminum Footplate \$49.95 ea.

For padded calf pad cover order: 146-2CL \$4.95 ea.

Hemi



141-230-46 Left **Economy** Black Plastic Calf Pad \$42.95 ea.
141-330-46 Right Black Plastic Footplate \$42.95 ea.

141-240-CL Left **Deluxe** Padded Calf Pad \$44.95 ea.
141-340-CL Right Silver Aluminum Footplate \$44.95 ea.

141-250-CL Left **Deluxe** Padded Calf Pad \$49.95 ea.
141-350-CL Right Black Aluminum Footplate \$49.95 ea.

For padded calf pad cover order: #146-2CL \$6.45 ea.

Articulating Legrest (Invacare SmartLeg™)

Hemi Pin Spacing 1-3/8\" Hemi
141-360-46 Pair \$165.00 pr.

Available colors:
Black Calf Pad

An articulating legrest will lengthen the bar as the legrest is raised. This will provide enough length for the leg to extend and the foot will not push against the footplate.

Gendron Cam-Lock Swingaway Detachable Elevating Legrests



Features: Padded Calf Pad and Silver Aluminum Footplates

Standard or Hemi
141-400-CL Left \$100.73 ea.
141-500-CL Right \$100.73 ea.

Available colors: Grey, Burgundy, Dk. Blue, Black and Brown

Hook-On Detachable Elevating Legrests

Invacare, Gendron & Theradyne

Features: Padded Calf Pad and Silver Aluminum Footplates

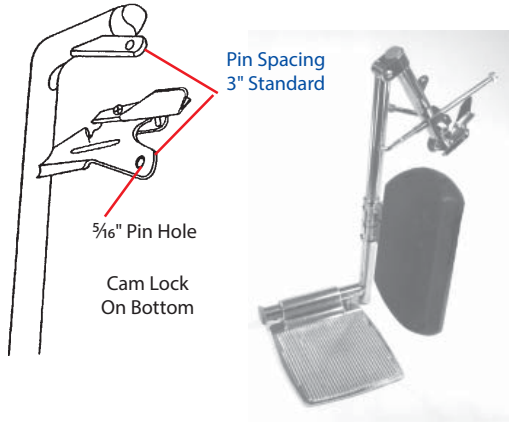
141-010-CL Left \$65.52 ea.
141-020-CL Right \$65.52 ea.

Available colors: Grey, Burgundy, Dk. Blue, Brown and Black



To convert hook-on style chairs to accept swingaway legrests, see adapters on Page 39.

E & J, Lumex, Hoyer, Merit & New Theradyne Cam-Lock Swingaway Detachable Elevating Legrests



141-600-CL
 141-700-CL

 141-610-CL
 141-710-CL

		Standard	
Left	Padded Calf Pad	\$44.50 ea.	
Right	Silver Aluminum Footplate	\$44.50 ea.	
Left	Plastic Calf Pad	\$42.50 ea.	
Right	Silver Aluminum Footplate	\$42.50 ea.	

For padded calf pad cover order: 146-2CL \$4.95 ea.

High Pivot/Recliner

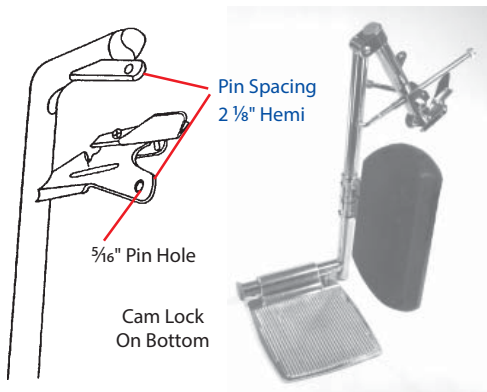
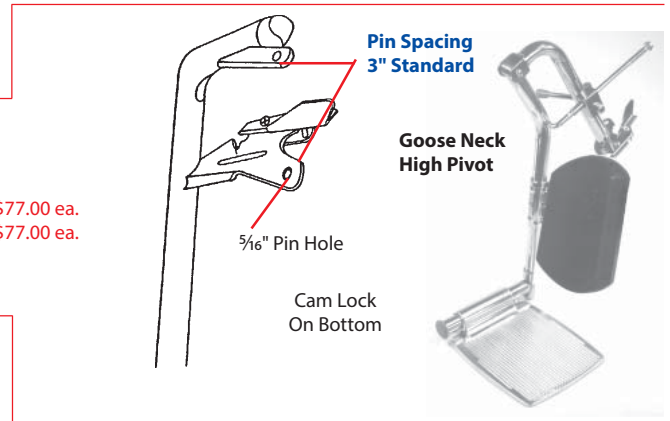
141-640-CL
 141-740-CL

Left
 Right

Deluxe

Padded Calf Pad
 Silver Aluminum Footplate

\$77.00 ea.
 \$77.00 ea.



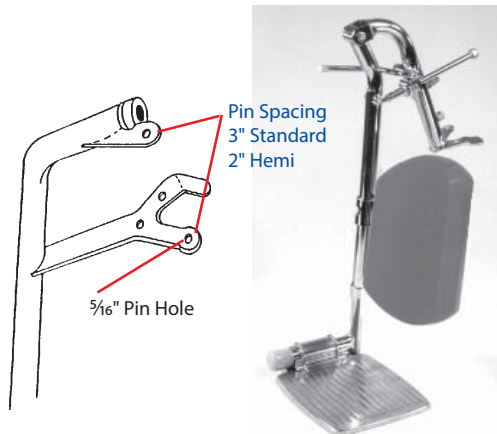
141-620-CL
 141-720-CL

 141-630-CL
 141-730-CL

		Hemi	
Left	Economy Plastic Calf Pad	\$57.95 ea.	
Right	Silver Aluminum Footplate	\$57.95 ea.	
Left	Deluxe Padded Calf Pad	\$59.95 ea.	
Right	Silver Aluminum Footplate	\$59.95 ea.	

For padded calf pad cover order: 146-2CL \$6.45 ea.

Pin Lock Swingaway Detachable Elevating Legrests



Everest & Jennings

Features: Padded Calf Pads and Silver Aluminum Footplates

141-410-CL	Standard Left	\$80.25 ea.
141-510-CL	Standard Right	\$80.25 ea.
141-440-CL	Hemi Left	\$80.25 ea.
141-540-CL	Hemi Right	\$80.25 ea.

Old Theradyne

Features: Padded Calf Pads and Silver Aluminum Footplates

141-410-CL	Standard Left	\$80.25 ea.
141-510-CL	Standard Right	\$80.25 ea.
141-430-46	Hemi Left	Disc.
141-530-46	Hemi Right	Disc.

For padded calf pad cover order: 146-2CL \$4.95 ea.

Batteries

Features:

Premium sealed batteries capable of up to 500 cycles that are fully laboratory tested. No liquid of any kind; battery is completely sealed; safe in any position. Maintenance free; water is never added; low liability. Travel & Ship easily; MK batteries are F.A.A., IATA, and UPS approved. Safety sealed batteries have a special re-sealing vent system that prevents excessive internal pressure; thus they cannot explode under normal conditions.

Sealed AGM Batteries

12 Volt, 1.2ah	2.83" x 1.69" x 2.32"	510-172	\$32.50
12 Volt, 7ah	5.94" x 2.56" x 4.02"	510-167	\$33.33
12 Volt, 10ah	5.94" x 2.56" x 4.67"	510-173	\$43.97
12 Volt, 12ah	5.94" x 3.90" x 3.94"	510-168	\$46.12
12 Volt, 18ah	7.13" x 2.99" x 6.57"	510-174	\$73.28
12 Volt, 26ah	6.54" x 6.89" x 4.92"	510-166	\$104.44
12 Volt, 34ah (Group U-1)	7.76" x 5.16" x 7.09"	510-169	\$121.37
12 Volt, 40ah	7.75" x 6.63" x 6.88"	510-175	\$191.41

Gel Sealed Batteries

12 Volt, 31ah (Group U-1)	7.75" x 5.13" x 7.25"	510-160	\$137.90
12 Volt, 40ah	7.75" x 6.63" x 6.88"	510-163	\$191.41
12 Volt, 50ah (Group 22)	9.38" x 5.50" x 9.25"	510-161	\$217.19
12 Volt, 60ah (Group 34)	10.19" x 6.63" x 7.0"	510-164	\$247.27
12 Volt, 73ah (Group 24)	10.25" x 6.75" x 9.88"	510-162	\$291.02
12 Volt, 73ah (Group 24 FT)	10.25" x 6.75" x 8.25"	510-176	\$291.02
12 Volt, 86ah (Group 27)	12.75" x 6.75" x 9.88"	510-165	\$317.54

Battery Chargers


24 Volt, 4amp Charger for Sealed Type Lead Acid Battery	510-170	\$129.03
24 Volt, 6amp Charger for Sealed Type Lead Acid Battery	510-177	\$234.38
24 Volt, 8amp Charger for Sealed/Wet Type Lead Acid Battery	510-171	\$281.25



Sealed AGM Batteries



Gel Sealed Batteries



Choose Battery Plug Type



drive
MEDICAL DESIGN & MANUFACTURING



Steel Transport Chair

Specifications:

Overall Width 17" Chair: 18"
Overall Width 19" Chair: 20"
Width Folded: 8"
Overall Height: 39"
Floor to Seat Height: 19"
Silver Vein frame finish

Back Height: 18"
Seat Width: 17" and 19"
Seat Depth: 16"
Length w/Rigging: 33"
Weight Capacity: 250 lbs.

Fixed Full Arms

17" Wide	\$88.00
19" Wide	010-334
	010-336



drive
MEDICAL DESIGN & MANUFACTURING



Heavy-Duty Transport Chair

Features:

Supports individuals up to 450 lbs.
Reinforced steel frame provides added support
Heavy-Duty, reinforced upholstery with a back carry pouch
Removable, reversible desk length arms
Adjustable leg support
Dual, reinforced steel cross braces
12" flat free rear wheels
Available in Red or Blue



20" Wide Transport Chairs	010-326-CL	\$196.04
22" Wide Transport Chairs	010-329-CL	\$209.20

Medline Excel K1

The affordable Excel K1 Manual Wheelchair features the quality and durability you would expect of a higher-end wheelchair and the trusted Medline brand name. Folds easily for transport and storage. The Medline Excel K1 Standard Wheelchair provides comfort and mobility in an economical package. The 18" seat width comes standard with one-piece padded non-removable full length armrests. The Excel K1 comes with a stylish gray vein finish and padded nylon upholstery.

Features:

- Durable tig-welded frame.
- Gray powder coat finish.
- Comfortable nylon upholstery.
- Smooth-rolling, solid flat-free tires.
- Dual axle hemi-height adjustable.

Weight capacity: 300 lbs.



18" Wide Wheelchairs

Fixed Full Arms with Footrests	010-380-F	\$132.00
Fixed Full Arms with Legrests	010-380-L	\$148.00
Detachable Desk Arms with Footrests	010-381-F	\$132.00
Detachable Desk Arms with Legrests	010-381-L	\$148.00

Silver Sport 2

Features:

- Powder coated silver vein steel frame.
- Padded armrest.
- Embossed vinyl upholstery is durable, lightweight, attractive and easy to clean.
- Urethane tires mount on composite wheel provides durability and low maintenance.
- Push to lock brakes.
- Carry pocket on backrest provides additional convenience.

Weight capacity: 250 lbs.



16" Wide Wheelchairs

Fixed Arms with Footrests	010-122-F	\$129.00
Fixed Arms with Legrests	010-122-L	\$139.00
Detachable Desk Arms with Footrests	010-123-F	\$131.00
Detachable Desk Arms with Legrests	010-123-L	\$141.00

18" Wide Wheelchairs

Fixed Arms with Footrests	010-125-F	\$129.00
Fixed Arms with Legrests	010-125-L	\$139.00
Detachable Desk Arms with Footrests	010-124-F	\$131.00
Detachable Desk Arms with Legrests	010-124-L	\$141.00

20" Wide Wheelchairs

Detachable Desk Arms with Footrests	010-128-F	\$134.00
Detachable Desk Arms with Legrests	010-128-L	\$144.00

Wheelchairs

Sentra EC Heavy Duty



drive
MEDICAL DESIGN & MANUFACTURING



Features:

- Dual cross brace.
- Carbon steel frame with triple chrome plated for an attractive, chip-proof, maintainable finish.
- Double embossed vinyl upholstery is durable, lightweight, attractive and easy to clean.
- Urethane tires mounted on composite wheels provide maximum durability and low maintenance.
- Aluminum footplates.
- Comes with padded armrests.
- Maintenance free, sealed precision bearings.
- Plastic hand rims standard.
- Color: Black Upholstery.

Weight capacity: 450 lbs.

22" Wide Wheelchairs

Detachable Desk Arms with Footrests	010-817-F	\$230.26
Detachable Desk Arms with Legrests	010-817-L	\$243.42
Detachable Full Arms with Footrests	010-818-F	\$230.26
Detachable Full Arms with Legrests	010-818-L	\$243.32

24" Wide Wheelchairs

Detachable Desk Arms with Footrests	010-819-F	\$263.16
Detachable Desk Arms with Legrests	010-819-L	\$276.32
Detachable Full Arms with Footrests	010-820-F	\$263.16
Detachable Full Arms with Legrests	010-820-L	\$276.32

20" Wide Wheelchairs

Detachable Desk Arms with Footrests	010-809-F	\$230.26
Detachable Desk Arms with Legrests	010-809-L	\$243.42
Detachable Full Arms with Footrests	010-816-F	\$230.26
Detachable Full Arms with Legrests	010-816-L	\$243.42

Tracer EX2



Features:

- Quick adjust knobs for simple footplate adjustment
- 14-gauge crossbraces add strength and durability
- Dual axle positions allow variation of seat heights
- Durable, low maintenance, triple chrome-plated, carbon steel frame is long-lasting
- Offset permanent arms available in 16", 18" and 20" widths
- Urethane rear tires, mounted on "no flex" wheels, offer superior performance
- Lifetime Warranty on frame and crossbraces

Specifications:

Seat Height:	Standard 17½" and 19½"
Back Height:	16"
Weight:	36 lbs. (without front riggings)
Weight Capacity:	250 lbs.
Front Riggings:	Hemi Swing-away Footrests 17" to 21" Hemi Swing-away Elevating Legrests 17½" to 21"

18" Wide Wheelchairs with Detachable Front Riggings

Fixed Full Arms and Footrests	010-175-F	\$153.00
Fixed Full Arms and Legrests	010-175-L	\$163.00
Detachable Desk Arms and Footrests	010-177-F	\$153.00
Detachable Desk Arms and Legrests	010-177-L	\$163.00
Detachable Full Arms and Footrests	010-179-F	\$159.00
Detachable Full Arms and Legrests	010-179-L	\$169.00

20" Wide Wheelchairs with Detachable Front Riggings

Fixed Full Arms and Footrests	010-254-F	\$153.00
Fixed Full Arms and Legrests	010-254-L	\$163.00
Detachable Desk Arms and Footrests	010-185-F	\$153.00
Detachable Desk Arms and Legrests	010-185-L	\$163.00
Detachable Full Arms and Footrests	010-186-F	\$153.00
Detachable Full Arms and Legrests	010-186-L	\$163.00

16" Wide Wheelchairs with Detachable Front Riggings

Detachable Desk Arms and Footrests	010-182-F	\$177.16
Detachable Desk Arms and Legrests	010-182-L	\$206.68
Detachable Full Arms and Footrests	010-183-F	\$177.16
Detachable Full Arms and Legrests	010-183-L	\$206.68

Wheelchairs

Visit us online
WheelchairParts.com
 for additional products & options

Features:

Height adjustable segmented back.
 Durable nylon upholstery resists mildew and bacteria.
 Composite footplates with heel loops are durable and lightweight.
 Dual over center cross links provide added rigidity.
 Comes with push-to-lock wheel locks.
 3 position quick release rear axles mounted on composite wheels.
 Weighs 34 pounds.
 Triple rear axle positions provides easy transition of seat height from standard to hemi level.

Cruiser X4



drive
HEALTH CARE DESIGN & MANUFACTURING



16" Wide Wheelchairs

Adj. Desk Arm, Swingaway Foot Rests	010-866-F	\$213.93
Adj. Desk Arm, Elevating Legrests	010-866-L	\$224.37
Adj. Full Arm, Swingaway Foot Rests	010-867-F	\$213.93
Adj. Full Arm, Elevating Legrests	010-867-L	\$224.37

18" Wide Wheelchairs

Adj. Desk Arm, Swingaway Foot Rests	010-868-F	\$213.93
Adj. Desk Arm, Elevating Legrests	010-868-L	\$224.37
Adj. Full Arm, Swingaway Foot Rests	010-869-F	\$213.93
Adj. Full Arm, Elevating Legrests	010-869-L	\$224.37

20" Wide Wheelchairs

Adj. Desk Arm, Swingaway Foot Rests	010-870-F	\$213.93
Adj. Desk Arm, Elevating Legrests	010-870-L	\$224.37
Adj. Full Arm, Swingaway Foot Rests	010-871-F	\$213.93
Adj. Full Arm, Elevating Legrests	010-871-L	\$224.37

Features:

Black vinyl upholstery.
 Chart pocket on back.
 "Tool Free" adjustable front rigging.
 Hammer tone paint provides a long lasting and durable finish.
 Industry compatible front rigging.
 Two position axle and caster fork provides 2" seat height adj.
Weight Capacity: 250 lbs.

Traveler SE



Everest & Jennings®



16" Wide Wheelchairs

Fixed Full Arms with Footrests	010-141-F	\$144.74
Fixed Full Arms with Legrests	010-141-L	\$157.89
Detachable Desk Arms with Footrests	010-142-F	\$151.32
Detachable Desk Arms with Legrests	010-142-L	\$164.47
Detachable Full Arms with Footrests	010-143-F	\$151.32
Detachable Full Arms with Legrests	010-143-L	\$164.47

18" Wide Wheelchairs

Fixed Full Arms with Footrests	010-138-F	\$144.74
Fixed Full Arms with Legrests	010-138-L	\$157.89
Detachable Desk Arms with Footrests	010-139-F	\$151.32
Detachable Desk Arms with Legrests	010-139-L	\$164.47
Detachable Full Arms with Footrests	010-140-F	\$151.32
Detachable Full Arms with Legrests	010-140-L	\$164.47

20" Wide Wheelchairs

Detachable Full Arms with Footrests	010-145-F	\$157.89
Detachable Full Arms with Legrests	010-145-L	\$171.05
Detachable Desk Arms with Footrests	010-144-F	\$157.89
Detachable Desk Arms with Legrests	010-144-L	\$171.05



Tracer SX5

Features:

Quick adjust knobs for simple footplate height adjustment. Dual axle positions allow variation of seat to floor heights. Durable, low maintenance, triple chrome plated, carbon steel frame is long-lasting. 14-gauge crossbraces add strength and durability. Sectional back with removable back canes. Urethane rear tires, mounted on "no flex" wheels, offers superior performance. Interchangeable components with the 9000 Series. The 20" and 22" widths include a semi-pneumatic caster and chrome hand rim to accommodate additional weight. Lifetime Warranty on frame and crossbraces.

Specifications:

Seat Height:	Standard 17½" and 19½" Super Hemi 15½" and 17½"
Back Height:	16" (with removable back canes)
Weight:	34 lbs. (without front riggings)
Weight Capacity:	250 lbs. 300 lbs. on 20" and 22" Wide
Front Riggings:	Hemi Swing-away Footrests 17" to 21" Hemi Swing-away Elevating Legrests 17½" to 21"

18" Wide Wheelchairs with Flip Back Arms and Swing-away Detachable Front Riggings

18"x16" with Desk Arms and Footrests	010-130-F	\$178.00
18"x16" with Desk Arms and Legrests	010-130-L	\$188.00
18"x18" with Desk Arms and Footrests	010-159-F	\$215.00
18"x18" with Desk Arms and Legrests	010-159-L	\$193.00
18"x16" with Full Arms and Footrests	010-129-F	\$183.00
18"x16" with Full Arms and Legrests	010-129-L	\$193.00
18"x18" with Full Arms and Footrests	010-158-F	\$215.00
18"x18" with Full Arms and Legrests	010-158-L	\$225.00

20" Wide Wheelchairs with Flip Back Arms and Swing-away Detachable Front Riggings

20"x18" with Desk Arms and Footrests	010-157-F	\$229.00
20"x18" with Desk Arms and Legrests	010-157-L	\$239.00
20"x16" with Full Arms and Footrests	010-126-F	\$199.00
20"x16" with Full Arms and Legrests	010-126-L	\$209.00
20"x18" with Full Arms and Footrests	010-156-F	\$229.00
20"x18" with Full Arms and Legrests	010-156-L	\$239.00

22" Wide Wheelchairs with Flip Back Arms and Swing-away Detachable Front Riggings

22"x16" with Desk Arms and Footrests	010-119-F	\$205.00
22"x16" with Desk Arms and Legrests	010-119-L	\$215.00
22"x18" with Desk Arms and Footrests	010-121-F	\$269.00
22"x18" with Desk Arms and Legrests	010-121-L	\$279.00
22"x16" with Full Arms and Footrests	010-118-F	\$269.00
22"x16" with Full Arms and Legrests	010-118-L	\$279.00
22"x18" with Full Arms and Footrests	010-120-F	\$269.00
22"x18" with Full Arms and Legrests	010-120-L	\$279.00

14" Wide Wheelchairs with Flip Back Arms and Swing-away Detachable Front Riggings

14"x16" with Desk Arms and Footrests	010-217-F	\$229.00
14"x16" with Desk Arms and Legrests	010-217-L	\$249.00
14"x18" with Desk Arms and Footrests	010-218-F	\$229.00
14"x18" with Desk Arms and Legrests	010-218-L	\$249.00
14"x16" with Full Arms and Footrests	010-219-F	\$229.00
14"x16" with Full Arms and Legrests	010-219-L	\$249.00
14"x18" with Full Arms and Footrests	010-220-F	\$229.00
14"x18" with Full Arms and Legrests	010-220-L	\$249.00

16" Wide Wheelchairs with Flip Back Arms and Swing-away Detachable Front Riggings

16"x16" with Desk Arms and Footrests	010-133-F	\$196.00
16"x16" with Desk Arms and Legrests	010-133-L	\$206.00
16"x18" with Desk Arms and Footrests	010-161-F	\$215.00
16"x18" with Desk Arms and Legrests	010-161-L	\$225.00
16"x16" with Full Arms and Footrests	010-132-F	\$215.00
16"x16" with Full Arms and Legrests	010-132-L	\$225.00
16"x18" with Full Arms and Footrests	010-160-F	\$215.00
16"x18" with Full Arms and Legrests	010-160-L	\$225.00

-S Super Hemi 15-1/2" Seat to Floor Height

Add -S after any SX5 Series item number for a Super Hemi setup. There is an up charge of \$53.00.

20" and 22" wide wheelchairs may not be made into Super Hemi.

Silver Sport Full Reclining

Features:

Reclining mechanism allows for infinite adjustments up to 180°. Carbon Steel frame with silver vein finish. Durable, lightweight nylon upholstery, Padded Armrest. Wheels set back on frame prevents tipping. Headrest extension with cushioned head immobilizer.

Weight Capacity: 300 lbs.



drive
MEDICAL DESIGN & MANUFACTURING

\$288.16



Recliners with Legrests

16" Wide with Detachable Desk Arms	010-718-L	\$288.16
18" Wide with Detachable Desk Arms	010-719-L	
20" Wide with Detachable Desk Arms	010-720-L	



Traveler

Features:

Double padded Deep Blue upholstery and padded armrests. Reversible detachable arms for added versatility. Chrome steel frame. Reinforced top inner rail for extra strength.

Weight Capacity: 250 lbs.



16" Wide Recliners with Legrests

Detachable Full Arms	010-233-L	\$395.06
Detachable Desk Arms	010-234-L	\$401.23

18" Wide Recliners with Legrests

Detachable Full Arms	010-231-L	\$401.23
Detachable Desk Arms	010-232-L	\$395.06

20" Wide Recliners with Legrests

Detachable Full Arms	010-235-L	\$407.41
Detachable Desk Arms	010-236-L	\$401.23

Tracer SX5

Features:

Heavy-duty inner liners keep seat and back from stretching. Triple chrome plated, carbon steel frame is long lasting. Offers dynamic recline range from 100° to 168°.

Weight Capacity: 250 lbs. (300 lbs. 20" and 22" width)



16" Wide Wheelchair with Swing-away Detachable Legrests

16"x16" with Detachable Desk Arms	010-400-L	\$365.00
16"x16" with Detachable Full Arms	010-401-L	\$379.00
16"x18" with Detachable Desk Arms	010-223-L	\$389.00
16"x18" with Detachable Full Arms	010-224-L	\$389.00

18" Wide Wheelchair with Swing-away Detachable Legrests

18"x16" with Detachable Desk Arms	010-402-L	\$365.00
18"x16" with Detachable Full Arms	010-403-L	\$379.00
18"x18" with Detachable Desk Arms	010-225-L	\$389.00
18"x18" with Detachable Full Arms	010-237-L	\$389.00

20" Wide Wheelchair with Swing-away Detachable Legrests

20"x16" with Detachable Desk Arms	010-404-L	\$369.00
20"x16" with Detachable Full Arms	010-405-L	\$369.00
20"x18" with Detachable Desk Arms	010-238-L	\$449.00
20"x18" with Detachable Full Arms	010-239-L	\$449.00

22" Wide Wheelchair with Swing-away Detachable Legrests

22"x16" with Detachable Desk Arms	010-406-L	\$419.00
22"x16" with Detachable Full Arms	010-407-L	\$419.00
22"x18" with Detachable Desk Arms	010-244-L	\$481.48
22"x18" with Detachable Full Arms	010-245-L	\$481.48

Wheelchairs




Traveler Heavy Duty



Features:

- Embossed black leatherette upholstery with double inner lining for durability. 18" seat depth (1" longer than standard).
 - Hammer tone paint provides a long lasting and durable finish.
 - Reinforced frame at all critical load-bearing points.
 - Two position axle and caster fork provides 2" seat height adjustment.
 - Durable aluminum black footplates.
 - User friendly swing-away detachable footrests or elevating legrests.
- Weight Capacity:** 500 lbs.



20" Wide Wheelchairs with Detachable Arms

Desk Arms with Swing-away Footrests	010-270-F	\$250.00
Desk Arms with Elevating Legrests	010-270-L	\$263.16
Full Arms with Swing-away Footrests	010-271-F	\$250.00
Full Arms with Elevating Legrests	010-271-L	\$263.16

22" Wide Wheelchairs with Detachable Arms

Desk Arms with Swing-away Footrests	010-272-F	\$256.58
Desk Arms with Elevating Legrests	010-272-L	\$269.74
Full Arms with Swing-away Footrests	010-273-F	\$256.58
Full Arms with Elevating Legrests	010-273-L	\$269.74

24" Wide Wheelchairs with Detachable Arms

Desk Arms with Swing-away Footrests	010-274-F	\$263.16
Desk Arms with Elevating Legrests	010-274-L	\$276.32
Full Arms with Swing-away Footrests	010-275-F	\$263.16
Full Arms with Elevating Legrests	010-275-L	\$276.32



Tracer IV

Features:

- Durable, low maintenance, triple chrome plated, carbon steel frame is long lasting.
 - Reinforced frame includes gusseted sides, caster journals and dual crossbraces.
 - Heavy-duty inner liners keep seat and back from stretching.
- Weight Capacity:** 350 lbs.
Heavy-duty package to increase weight capacity to 450 lbs. is available.

20" Wide Wheelchairs

Detachable Full Arms with Footrests	010-150-F	\$297.37
Detachable Full Arms with Legrests	010-150-L	\$310.53
Detachable Desk Arms with Footrests	010-151-F	\$297.37
Detachable Desk Arms with Legrests	010-151-L	\$310.53

22" Wide Wheelchairs

Detachable Full Arms with Footrests	010-152-F	\$297.37
Detachable Full Arms with Legrests	010-152-L	\$310.53
Detachable Desk Arms with Footrests	010-153-F	\$310.53
Detachable Desk Arms with Legrests	010-153-L	\$297.37

24" Wide Wheelchairs

Detachable Full Arms with Footrests	010-154-F	\$297.37
Detachable Full Arms with Legrests	010-154-L	\$326.84
Detachable Desk Arms with Footrests	010-155-F	\$297.37
Detachable Desk Arms with Legrests	010-155-L	\$310.53



Sentra Heavy-Duty, Extra Wide

Features:

Reinforced steel gussets provide additional strength.
 Extra large, plastic armrests provide comfort and support.
 Dual axle provides easy transition of seat to hemi level.
 Black nylon upholstery.
 Powder coated silver vein frame.

Specifications:

Overall Width: 34½" 26" Wide
 37" 28" Wide
 39" 30" Wide
 Overall Length: 43"
 Floor to Seat Height: 17½" to 19½"
 Back Height: 18"
 Seat Depth: 18"

Weight Capacity: 700 lbs.



22" Wide Wheelchairs

Detachable Desk Arms with Footrests 010-710-F \$313.07
 Detachable Desk Arms with Legrests 010-710-L \$331.80
 Full Arms Available

24" Wide Wheelchairs

Detachable Desk Arms with Footrests 010-710-F \$354.61
 Detachable Desk Arms with Legrests 010-710-L \$364.74
 Full Arms Available

26" Wide Wheelchairs

Detachable Desk Arms with Footrests 010-810-F \$707.41
 Detachable Desk Arms with Legrests 010-810-L \$741.96
 Detachable Full Arms with Footrests 010-811-F \$707.41
 Detachable Full Arms with Legrests 010-811-L \$741.96

28" Wide Wheelchairs

Detachable Desk Arms with Footrests 010-812-F \$793.83
 Detachable Desk Arms with Legrests 010-812-L \$828.38
 Detachable Full Arms with Footrests 010-813-F \$793.83
 Detachable Full Arms with Legrests 010-813-L \$828.38

30" Wide Wheelchairs

Detachable Desk Arms with Footrests 010-814-F \$941.98
 Detachable Desk Arms with Legrests 010-814-L \$976.53
 Detachable Full Arms with Footrests 010-815-F \$941.98
 Detachable Full Arms with Legrests 010-815-L \$976.53

Wheelchair I.D. System

This product manages the problems associated with patient specific wheelchair requirements. New employees or staff who float are unfamiliar with the accessories required on particular wheelchairs. This system records all pertinent information on a removable vinyl sticker adhered to an easy to install bracket. Includes 10 brackets with roll of 50 labels.

I.D. System 193-131 \$20.00
 Replacement Labels, 50 193-154 \$9.62 roll



Adjustable Stop Banner

This durable coated nylon banner presents an imposing visual barrier. It's sure to deter wandering residents from entering restricted areas. Adjustable up to an opening of 60" wide. Two or more can be easily joined to span wider openings. Attaches with the provided velcro or screws.

Adjustable Stop Banner 193-135 \$26.67



Safety Belts

Safety Belts

Made with long wearing web materials. Choose between a simple two piece belt with velcro buckle, plastic buckle or auto buckle. Equipped with your choice of ends to attach to wheelchair, axle mount or beneath upholstery screws. The belts come in three standard sizes, special sizes are available upon request. Specify color of webbing when ordering your belts.

Note: Length of belt includes 18" for back of wheelchair.

Example: Actual length of 60" belt is only 42".



New style safety buckle



Velcro Buckle

A. Upholstery Screw Mount	\$12.05	B. Axle Mount	\$12.85
60" Belt	190-111-CL	60" Belt	190-129-CL
72" Belt	190-103-CL	72" Belt	190-130-CL
90" Belt	(\$12.75) 190-113-CL	90" Belt	190-131-CL

Plastic Buckle

C. Upholstery Screw Mount	\$12.55	D. Axle Mount	\$13.35
60" Belt	190-112-CL	60" Belt	190-126-CL
72" Belt	190-124-CL	72" Belt	190-127-CL
90" Belt	190-125-CL	90" Belt	190-128-CL

Auto Buckle

E. Upholstery Screw Mount	\$19.10	F. Axle Mount	\$19.90
60" Belt	190-104-CL	60" Belt	190-116-CL
72" Belt	190-122-CL	72" Belt	190-120-CL
90" Belt	190-123-CL	90" Belt	190-121-CL

See Page 159 for Web Colors



Safety Belt & Cuff

The patented cuff provides added safety. Eliminates easy access to the velcro closure ensuring fewer accidents. Mounts beneath upholstery screws on back of chair. Special sizes upon request.

See Page 159 for Web Colors

Safety Belts and Cuff	\$12.10
Wheelchair Belt 60"	190-100-CL
Wheelchair Belt 72"	190-101-CL
Geri-Chair 72"	190-102-CL

Butterfly Safety Belt


Made with 1½" web, 1½" plastic side release buckles and Naugahyde. Attaches to wheelchair beneath upholstery screws or screws to solid backs. Ideal for patients needing extra support while sitting in chair. Specify color of Naugahyde and webbing when ordering. Special sizes available.

See Page 159 for Naugahyde Colors

Butterfly Safety Belt	\$31.65
Small	190-117-CL
Medium	190-118-CL
Large	190-119-CL

Alarmed Velcro Seat Belt

This product is ideal for the patient who needs the reminder of a velcro lap belt but who, upon request, is able to release the belt. At the instant the belt is separated, an alarm sounds reminding the patient to remain seated. The sound of the alarm also alerts the staff of a potential fall. The seat belt features a red pull strap to facilitate locating and releasing the belt. The rugged alarm unit features 95db. horn and stainless steel mounting clip. A 9 volt battery is included.



Seat Belt Medium 36" to 46"	193-134	\$83.33
Seat Belt Large 46" to 58"	193-134-LG	\$83.33
Seat Belt X-Large 58" to 70"	193-134-XL	\$83.33

Fall Prevention Monitor

The Safe-t Mate fall prevention monitor has been designed to overcome the pitfall of others on the market. Many monitors are expensive yet unreliable. One fall and they break. Some are less costly but are not designed or intended to be used as patient fall monitors. This monitor incorporates durability & versatility into an attractive, remarkably economical package. Features include: 1) Custom stainless clip that mounts to bed, wheelchair or walker without the need for additional mounting hardware, 2) Slide cord that adjusts for chair or bed use, 3) Pull away magnetic disc design allows for a variety of mounting positions. A 9 volt battery is included.



Fall Prevention Monitor	193-132	\$25.00
Spare Parts Kit	193-138	Disc.

UMP Economy Pull String Alarm for Chair

Features:

Pull-string magnet monitor that alarms when unsupervised resident movement occurs. Attaches to a bed or chair, and the exclusive "Safety Klip" is attached to the resident. Alarm sounds when the magnetic seal is broken between the monitor and the magnet. No on/off switch.

Pull String Monitor	305-317	\$15.60
Cushion Protector	305-352	\$5.92



UMP Standard Chair Pads

Features:

Durable vinyl cover cleans easily.
 Compatible with all UMP monitors.
 Available in 45 day or 1 year.

Other pads
 available online at
www.ocelco.com or
www.WheelchairParts.com

Ump Standard Chair Pads

45 Day Pad	305-321-45	\$17.50
45 Day Pad 6 Pack	305-329-45	\$90.00
1 Year Pad	305-321-01	\$33.33
1 Year Pad 6 Pack	305-329-01	\$157.89





Ocelco Pull String Alarm

The newly redesigned Ocelco string monitor provides unparalleled value that is rich in features and low in cost. The case is constructed of a durable ABS plastic that can withstand the rigors of institutional use. All the alarm settings are located inside the battery compartment making the monitor compliant with JCAHO standards. The mounting clip is now made of an indestructible stainless steel and is Guaranteed Not To Break! The pull cord is adjustable in length. A new unique alarm tone provides differentiation from other alarms in the facility, such as door or wandering alarms. The battery compartment features a hinged design that is permanently attached to the case. No more lost battery covers! The cover also features a dual function closure, including a snap-to-close design as well as a screw for increased tamper resistance.

**ONLY
\$15.95**



Pull String Monitor	305-461	Reg. \$19.94	Sale \$15.95
Replacement Magnet Assembly, 5 pk	305-463	Reg. \$37.47	Sale \$29.98

**AS LOW
AS
\$49.82**



Ocelco Basic Alarm with Choice of Pad

The new Basic Monitor features an Off/Lo/Hi switch on the side of the monitor to control alarm function. A strain relief helps to protect both the monitor and the sensor pad connector from damage. The Basic monitor is an excellent entry level upgrade from string monitors.

Basic Alarm		Reg.	Sale
with 45 Day Chair Pad	305-466-4C	\$62.68	49.82
with 1 Year Chair Pad	305-466-1C	\$78.28	62.62
with 45 Day Bed Pad	305-466-4B	\$67.44	53.95
with 1 Year Bed Pad	305-466-1B	\$83.46	68.37



Ocelco Advanced Alarm with Choice of Pad

The New Advanced Monitor has many features including: Hi/Lo/Remote alarm volume, 0-2 second alarm delay, Optional AC adapter, built in strain relief helps to protect the monitor and sensor pad connector from damage. Reset button is discretely located on the side of the monitor. All alarm controls are located inside the battery compartment making the monitor compliant with JCAHO standards.

Advanced Alarm		Reg.	Sale
with 45 Day Chair Pad	305-467-4C	\$77.75	62.20
with 1 Year Chair Pad	305-467-1C	\$93.75	\$75.00
with 45 Day Bed Pad	305-467-4B	\$82.91	\$66.33
with 1 Year Bed Pad	305-467-1B	\$100.94	\$80.75
AC Adaptor Alarm	305-464	\$22.91	\$18.33



Ocelco Ultra Alarm

Our 3 in 1 Ultra Alarm combines all of the functionality of our Advanced Alarm and our String alarm and is also compatible with our floor mat sensor. Alarm is always in the on position, making it impossible for staff to forget to turn the alarm on (meets Joint Commission guidelines) Automatically resets when pressure is reapplied to the sensor pad (Auto-reset)

Comes with Shock Absorber	Ultra Ocelco Alarm Monitor	305-477	Reg. \$79.99	Sale \$61.65
----------------------------------	----------------------------	---------	--------------	--------------

Universal Chair Exit Alarm Pads

The Universal Sensor Pad is compatible with most brands of fall monitors. Pad measures 14.5" wide x 10" deep.

***Note:** It is the caregiver's responsibility to test monitor compatibility with Universal Sensor Pads.

Universal Chair Pads		Reg.	Sale
45 Day Chair Pad	305-457-CH	\$19.31	15.45
1 Year Chair Pad	305-458-CH	\$35.31	\$28.25
45 Day Chair Pad, 6 Pack	305-468-CH	\$99.99	\$79.99
1 Year Chair Pad, 6 Pack	305-469-CH	\$194.99	\$155.99

AS LOW AS \$15.45



Universal Bed Exit Alarm Pads

The Universal Sensor Pad is compatible with most brands of fall monitors. Pad measures 28.25" wide x 10" deep.

***Note:** It is the caregiver's responsibility to test monitor compatibility with Universal Sensor Pads.

Universal Bed Pads		Reg.	Sale
45 Day Bed Pad	305-457-BD	\$24.47	\$19.58
1 Year Bed Pad	305-458-BD	\$42.99	\$34.00
45 Day Bed Pad, 6 Pack	305-468-BD	\$149.99	\$119.99
1 Year Bed Pad, 6 Pack	305-469-BD	\$229.99	\$183.99

AS LOW AS \$19.58



Shock Absorber for Ocelco Exit Alarms

The Shock Absorber is designed to absorb the impact from accidental droppings. Helps to greatly increase the life expectancy of Ocelco Exit Alarms. Fits all Ocelco Exit Alarms.

Shock Absorber	305-462	Reg. \$8.31	Sale \$6.65
----------------	---------	-------------	------------------------



Universal Mounting Clip for Head and Footboards

Fits all Ocelco Exit Alarms.


Mounting Clip	305-465	Reg. \$10.40	Sale \$8.32
---------------	---------	--------------	------------------------



AC Adaptor for Ocelco Advanced Alarm


Only works with the Ocelco Advanced Fall Prevention Alarms

AC Adaptor	305-464	Reg. \$22.91	Sale \$18.33
------------	---------	--------------	-------------------------



Under-Seat Wheelchair Fall Monitoring System

Typical sensor pad systems are fraught with problems such as; limited life from wear, kinking, shifting out of position, and the infection control issue of exposure to fluids. The unique location of the Safe-t mate under-seat sensor unit eliminates all of these problems and there is nothing disposable about it, which makes it extremely cost-effective! Our complete system, which includes the under-seat sensor and the alarm unit, is less expensive than some disposable sensor pads alone! Beyond this, the under seat unit is guaranteed for life from manufacturing defects! The under-seat unit is fully adjustable to fit any width wheelchair and is compatible for use with seat cushions. The detachable alarm box features a full size on/off switch and a 95 db horn. A 9 volt battery and easy to follow installation instructions are included.




No more Disposable Sensor Pads!

Fall Monitor 193-155 \$83.33

Adjustable Drop Seat with Integrated Alarm

Start with a fully adjustable solid drop seat suspended by steel hangers for custom positioning. Add an integrated alarm unit for fall prevention and you arrive at the ultimate package, All in one! Add to this, the alarm switching mechanism is Guaranteed For Life! A cost effective alternative to disposable sensor pad systems. The rugged alarm unit features a 95db horn and stainless steel mounting clip. A 9 volt battery is included.



Drop Seat with Alarm 193-133 \$107.14

Wheelchair Secure Locks

A newer and more versatile way to prevent falls from wheelchairs.

Features of Secure Locks

Secure Locks are a positive locking system that keeps the chair from moving both forward and backward.

The wheelchair will stay locked when empty; allowing a person to enter the chair without fear of the chair rolling out from underneath them.

The chair can still be folded and will operate just as it did before the locks were installed.

They come with override levers so the chair can be moved by the caregiver with ease when it is empty.

The paddles underneath the seat are operated with a light spring tension so the user will feel no discomfort.

Secure Locks

Drive Chair	193-164-01
Medline Chair	193-164-05
Invacare Chair	193-164-02
Invacare SX5 Chair	193-164-03
Invacare SL Chair	193-164-04



NOW \$193.42

The Wheelchair Anti-Rollback Device

This patented device is the industry standard for thousands of facilities nationwide. The device works completely by spring tension. A padded lever beneath the seat is depressed when the occupant is seated. This lever is connected to a pair of stainless steel brake arms that are held just off the surface of the rear tires. As the occupant begins to lift weight from the seat, the spring force causes the lever to rotate upward, in turn the brake arms rotate down to engage the tires. The greater the rearward force on the chair, the greater the braking power. The design is discreet and blends into the chair to become a dignified, non-punitive fall intervention. Heavy seat cushions are not a problem because each anti-rollback device includes an easy to install kit that compensates for the additional cushion weight. The chair can be collapsed for transport or storage. The standard device fits chairs 16"-20" wide and from full to hemi height. A 9 volt battery is included.



Anti-Rollback Device

14-1/2" to 17-1/2" Wide Chairs	193-108	\$142.86
18" to 20" Wide Chairs	193-136	\$142.86
22" to 24" Wide Chairs	193-129	\$142.86
Invacare EX2 Chairs Only	193-148	\$107.14
18" to 20" Chair with Alarm	193-137	\$197.37



Transfer Boards



Features:

Transfers easily from wheelchair, bed, chair, or toilet.
 Cut out handle for easy carrying.
 Made of urethane sealed; coated and polished hardwood.
Weight Capacity: 400 lbs.

Transfer Board 199-100 \$20.42

Features:

Unique design for easy transfer.
 Lightweight and easy to handle.
 Made of heavy-duty white plastic.
Weight Capacity: 500 lbs.

Transfer Board 199-101 \$16.28

Features:

Made of multi-laminated birch plywood with a smooth lacquer finish.
 Ends are tapered and edges are rounded for easily sliding on and off.
Weight Capacity: 500 lbs. and 700 lbs.

Transfer Boards

500 lb. Capacity 199-113 \$78.95
 700 lb. Capacity 199-114 \$76.24



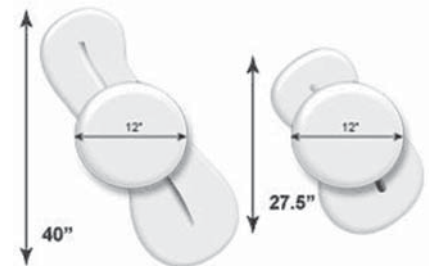
Beasy Trans

Specifications:

Length: 40" ETS 27 1/2" Beasy II
 Width: 12" seat
Weight Capacity: 400 lbs.
 Seat Rotation: 360°

Beasy Trans

27 1/2" Beasy II 199-108 \$196.05
 40" ETS 199-107 \$209.21
 32" Beasy Glider 199-119 \$202.63
 Carrying Case 199-120-SZ \$33.25



SafetySure Pivot Disc

Features:


MTS SafetySure Transfer Pivot Disk helps the individuals with upper body strength to accomplish independent transfers.
 Helps transfer patients with impaired mobility from paralysis.
 Non-slip top and bottom surface.
 Great caregiver assistance tool.

Advantages of the SST Pivot Disc:

Because of the lightweight and convenient grip handle, the SST Pivot Disc is easy to use and carry. The Pivot Disc is made of high quality polymer plates for ease of motion. The Pivot Disc is also equipped with anti-glide tapes on both sides to prevent slipping on the floor or when the individual is standing on the Pivot Disc.

Pivot Disc Size

15" Diameter 226-254 \$73.81
 18" Diameter 226-255 \$94.24



Transfer Belts



These belts provide a secure method of assisting clients during gait training and transfer activities. Belt has a 2" metal buckle and made of heavy-duty cotton webbing.

Transfer Belts

48" long 305-130 \$8.25
 54" long 305-140 \$8.70
 60" long 305-150 \$9.15
 72" long 305-160 \$9.60

Accessories

Standard Rear Anti-Tippers

These anti-tippers fit standard frames for E&J, Theradyne, Tuffcare, Hoyer, Old Style Invacare, and others with a kick tube height of 3" to 5" from bottom of kick tube to floor. Fit on the outside of tubing.

Push Button Anti-Tipper

\$33.00 a pair

- | | | |
|---|-------------------------------------|---------|
| A | Wheeled, fits over 7/8" O.D. Tubing | 193-124 |
| A | Wheeled, fits over 1" O.D. Tubing | 193-122 |
| B | Bumper, fits over 7/8" O.D. Tubing | 193-120 |
| B | Bumper, fits over 1" O.D. Tubing | 193-121 |

Clamp On Anti-Tipper

\$37.00 a pair

- | | | |
|---|-------------------------------------|---------|
| C | Wheeled, fits over 7/8" O.D. Tubing | 193-110 |
| C | Wheeled, fits over 1" O.D. Tubing | 193-113 |
| D | Bumper, fits over 7/8" O.D. Tubing | 193-111 |
| D | Bumper, fits over 1" O.D. Tubing | 193-112 |

Adjustable Height Rear Anti-Tippers

These anti-tippers fit standard frames for new style Invacare, Medline and others with a kick tube height of 6" to 10-1/2" from bottom of kick tube to floor. Fit on the outside of tubing.

Push Button Anti-Tipper

\$45.00 a pair

- | | | |
|---|-------------------------------------|---------|
| E | Wheeled, fits over 7/8" O.D. Tubing | 193-140 |
| E | Wheeled, fits over 1" O.D. Tubing | 193-141 |
| F | Bumper, fits over 7/8" O.D. Tubing | 193-142 |
| F | Bumper, fits over 1" O.D. Tubing | 193-143 |

Clamp On Anti-Tipper

\$49.00 a pair

- | | | |
|---|--|---------|
| G | Wheel and Bumper, fits over 7/8" O.D. Tubing | 193-144 |
| G | Wheel and Bumper, fits over 1" O.D. Tubing | 193-145 |

Super-Hemi Rear Anti-Tippers

These anti-tippers fit most any standard super-hemi frames with 7/8" tubing. Fit on the outside of tubing.

Push Button Anti-Tipper

- | | | | |
|---|------------------|---------|----------------|
| I | Wheeled, 1" Drop | 193-118 | \$42.18 a pair |
| J | Wheeled, No Drop | 193-123 | \$28.20 a pair |

MRI Wheelchair Non-Magnetic Rear Anti-Tippers

These anti-tippers fit most any standard MRI wheelchairs, non-magnetic for use in MRI room. Kick tube height of 3" to 5" from bottom of kick tube to floor. Fit on the outside of tubing.

Push Button Anti-Tipper

- | | | | |
|---|------------------------------------|---------|----------------|
| K | Bumper, fits over 7/8" O.D. Tubing | 193-170 | \$62.33 a pair |
|---|------------------------------------|---------|----------------|

Note: Anti-tippers with push buttons may need holes drilled in the wheelchair frame. If you need any help finding the anti-tipper you need please call 800-328-5343 and a customer service representative will be happy to assist you.

Wheelchair I.V. Poles and Oxygen Holders

**Now Available for MRI Wheelchairs
 Non-Magnetic for Use In MRI Room**

A I.V. Pole, 2 Hook

Fits most standard chairs, I.V. pole is adjustable

STD Chair	198-100	\$31.00
MRI Chair (non-magnetic)	198-110	\$123.67

B I.V. Pole, 1 Hook

Fits most standard chairs, I.V. pole is adjustable

STD Chair	198-101	\$67.50
-----------	---------	---------

C Oxygen Tank Holder

Fits most standard chairs, oxygen holder is for D-E size cylinders

STD Chair Right Side Mount	198-200	\$48.39
STD Chair Left Side Mount	198-201	\$48.39
MRI Chair (non-magnetic) Right Side Mount	198-210	\$109.83

D I.V. Pole and Oxygen Tank Holder


Fits most standard chairs, adjustable in height, oxygen holder is for D-E size cylinders

STD Chair	198-300	\$47.40
MRI Chair (non-magnetic)	198-310	\$182.30

E O2 Tank Carrier for Rollators

Attaches conveniently to the frame of a 3- or 4-wheel rollator. Provides secure handling of a single D or E cylinder where a mobile oxygen unit is required. Fits most rollators

STD Rollators	250-193	\$26.67
---------------	---------	---------



Front Anti-Tippers

This product prevents patients from tipping forward on the wheelchair. Fits on 7/8" and 1" O.D. tubing.

Front Anti-Tippers

7/8" O.D. Tubing	193-102	\$55.95
1" O.D. Tubing	193-119	



Adjustable Front Anti-tippers

Features:

- Fits both 7/8" and 1" frame diameter.
- Made from durable powder coated steel tubing and heavy gauge chrome plated steel.
- 2" easy gliding wheels.
- Mounting hardware and easy to follow installation instructions included.
- Five height adjustments; fits full height to low hemi chairs.

Anti-Tippers	193-156	\$63.33 a pair
--------------	---------	----------------



Accessories

Rear Anti-Tippers for use with Invacare Veranda


These rear anti-tippers are made specifically for use with the Invacare Veranda Wheelchair. They connect to the rear tubes of the wheelchair. These anti-tippers only come in the color black.

Rear Anti-Tipper 193-100 \$23.95 a pair

Universal Fit Adjustable Height Rear Anti-Tipper

This innovative design eliminates piles of mismatched anti-tippers because these fit $\frac{3}{4}$ ", $\frac{7}{8}$ " or 1" tubing. They feature infinite height adjustment and 2" easy gliding wheels. No more too high, too low or wrong mounting style!

Universal Anti-Tipper 193-151 \$42.86 a pair



Universal Fit Adjustable Height Rear Anti-Tipper

Made of strong bar stock, this anti-tipper will help you streamline your inventory. It's the only anti-tipper that you need to stock. New quick adjust feature allows the anti-tipper to be positioned properly without the use of tools. Flat black powder coat finish or Chrome finish available. 2 Inch Durable Plastic Wheel.

Black Anti-Tipper 193-171 \$34.82 a pair
Chrome Anti-Tipper 193-172 \$34.82 a pair

Adjustable Anti-Theft Bar

This device prevents the wheelchair from folding up. It works on wheelchairs from 16" to 24" wide.



Anti-Theft Bar
16" to 20" Wide 199-109 \$15.32
22" to 24" Wide 199-110 \$16.72

Over Head Anti-Theft Bar

This over head device prevents the wheelchair from folding up. Fits wheelchairs 18" to 26" wide. Other sizes available upon request. No available in non-magnetic for MRI wheelchairs.



STD Wheelchairs

18" Wide	199-111	\$50.75 ea.
20" Wide	199-115	\$83.40 ea.
22" Wide	199-118	\$83.36 ea.
24" Wide	199-116	\$83.36 ea.
26" Wide	199-117	\$83.36 ea.

MRI Wheelchair (non-magnetic)

18" Wide	199-130	\$135.27 ea.
20" Wide	199-132	\$171.68 ea.
22" Wide	199-131	\$171.68 ea.
24" Wide	199-133	\$171.68 ea.

Universal Wheelchair Brake Extensions



Features:

Available in three lengths.
Available in two slot sizes.
Available with or without elastic cord.

Elastic Cord

The elastic cord connects the extension to the brake. This helps to hold the extension on the brake.

A Without Elastic Cord	\$4.95 ea.
6" Extension with $\frac{1}{8}$ " Slot Size	154-102
6" Extension with $\frac{3}{16}$ " Slot Size	154-105
8" Extension with $\frac{1}{8}$ " Slot Size	154-101
8" Extension with $\frac{3}{16}$ " Slot Size	154-104
10" Extension with $\frac{1}{8}$ " Slot Size	154-100
10" Extension with $\frac{3}{16}$ " Slot Size	154-103
B With Elastic Cord	\$7.95 ea.
6" Extension with $\frac{1}{8}$ " Slot Size	154-108
6" Extension with $\frac{3}{16}$ " Slot Size	154-111
8" Extension with $\frac{1}{8}$ " Slot Size	154-107
8" Extension with $\frac{3}{16}$ " Slot Size	154-110
10" Extension with $\frac{1}{8}$ " Slot Size	154-106
10" Extension with $\frac{3}{16}$ " Slot Size	154-109

Push/Extension Handles

Features:

Fits over 7/8" O.D. tubing with tubing clamps.
 Made with 16-gauge chrome plated steel.
 Padded with dense black foam.
 Reduce strain on caregivers back and wrists.
 Easier to push chairs up and down hills.



Push/Extension Handles 193-130 \$35.95

Tablet Holder

Designed to mount to round tubing up to 1-1/8" diameter. This will accommodate any wheelchair frame size. The flexible yet sturdy gooseneck arm will hold the unit in place for touch screen use but can swing out of the way when entering or exiting the chair.



Wheelchair Tablet Holder 275-167 \$74.29

Wheelchair Umbrella

Features:

Provides rain and sun protection.
 Fits most wheelchairs.
 Fully adjustable stem.
 Umbrella measures 40" in diameter.
 Length including adjustable stem is 36".



Umbrella 275-180 \$29.55

Clip On Cup Holder

Features:

Notched for mugs, as well as cups and glasses.
 Plastic coated steel spring clip.
 Fits wheelchairs, beds, and tubular furniture.
 2 3/4" at bottom tapers to larger opening at top.
 Height is 3 1/2".



Cup Holder 275-158 \$11.23

Pendulator Cup Holder

Features:

Keeps beverage container in upright position.
 Provides hands free transport.
 Multiple container capability.
 Convenient and versatile.
 Spill resistant.
 Multiple applications.
 Includes 3 different attachments plus hardware.
 Easy to install.



Pendulator Cup Holder 275-196 \$18.33

Folding Drink Holder

Features:

Holds cups, cans, and bottles.
 Snaps onto upright of wheelchairs, walkers, and canes.
 Holds 8 oz. to 44 oz. containers.
 Folds to 1/2" thick.
 Made of high density polypropylene.



Drink Holder 275-108 \$28.08

Full Size Wheelchair Trays

One size fits all adult and junior wheelchairs. Velcro straps fasten tray securely to any style arm. Three styles to choose from.

Trays

- | | | |
|--------------------------|----------|---------|
| A Wood (24"x20"x1/2") | 195-100 | \$29.28 |
| B Acrylic (23"x19"x1/4") | 195-103 | \$57.65 |
| C Padded (24"x20"x1") | 195-2CL* | \$75.95 |

*Choose color and material from page 159



A



B



C

Ramps

**NEW
PRODUCT**



Portable Ramps

Designed for transitioning a wheelchair or scooter from one surface height to another. The durable, folding, lightweight construction allows for the ramp to be easily transported in its carry bag. This ramp was specially designed with perforated slots to keep water from collecting on the ramp and ensuring users safety while in use. This 2' long ramp allows for up to a 4" rise in surface height. The ramp has a total weight capacity of 600 lbs.

Features and Benefits:


Perforated slots keep water from collecting on ramp.
Transitions wheelchairs or scooters from one surface to another.
Durable, lightweight construction.
Comes with carry bag.

Weight capacity: 600 lbs

Ramps

2' x 30" - Portable Ramp	199-963-02	\$82.86
3' x 30" - Portable Ramp	199-963-03	\$107.14
4' x 30" - Portable Ramp	199-963-04	\$141.43
5' x 30" - Portable Ramp	199-963-05	\$164.47
6' x 30" - Portable Ramp	199-963-06	\$188.16

**NEW
PRODUCT**



Ramps

3' Fiberglass Ramp	199-964-03	\$197.37
4' Fiberglass Ramp	199-964-04	\$250.00
5' Fiberglass Ramp	199-964-05	\$314.47

Fiberglass Travel Ramps

Features:

Lightweight wheelchair / scooter ramp.
Tan color.
Durable injection molded fiberglass.
600 lb weight capacity.
Smooth rounded edges for easy handling.
Quality non-skid surface material.
Can be left outdoors with no adverse effects.

Weight capacity on all sizes: 600 lbs

Manufactured in USA.

Specifications:

Ramp Size:	3' Foot	4' Foot	5' Foot
Minimum Height:	37"	48-1/2"	61-1/2"
Minimum Width:	28"	29"	27"
Maximum Width:	31"	32"	30-1/4"
Maximum Depth:	3-1/2"	3-1/2"	3-1/2"
Rolling Width:	28"	29"	27"
Outside Width:	31"	32"	30-1/4"
Length:	37"	48-1/2"	61-1/2"
Usable Height:	9"	12"	16"

Curb Ramps

Available in a variety of widths and lengths, this ramp is designed as a semi-permanent ramp for use in areas in which portability is not an issue. Simply put the ramp in place and leave it there.


Features:

Full platform provides excellent stability.
Durable welded fabrication.
Anti-slip, high traction surface.

Weight capacity: 600 lbs.

Ramps

30"x36"	Usable Size	199-933	\$160.46
30"x48"	Usable Size	199-935	\$207.83
30"x60"	Usable Size	199-937	\$249.27
36"x36"	Usable Size	199-940	\$186.78
36"x48"	Usable Size	199-942	\$235.46
36"x60"	Usable Size	199-944	\$289.41



Single Fold Carry Ramps

Available in 2', 3', 4', & 5'; this ramp is designed to help you overcome curbs or small steps. Designed to fold in half with an easy to carry handle, this ramp is an economic answer for the person on the go. Ideal for use in many vans.

Features:

Lightweight, easy to handle and set up.
 Anti-slip, high traction surface.
 Carrying handle.

Folds in half, carries like a suitcase.
 Durable welded fabrication.

Weight Capacity: 600 lbs.



Ramps

10 lb, 30" x 24"	199-920	\$126.36
15 lb, 30" x 36"	199-921	\$141.36

Ramps

20 lb, 30" x 48"	199-922	\$182.88
24 lb, 30" x 60"	199-923	\$218.36

Multifold Carry Ramps


Available in 5', 6', 7', and 8'; this ramp is designed to help you overcome larger steps or obstacles. Designed to separate into two pieces with an easy to carry handle, this ramp will allow for easy portability and great flexibility. Ideal for use in MOST vans.

Features:

Durable welded fabrication.
 Anti-slip, high traction surface.
 Carrying handle.

Full platform for excellent stability.
 Lightweight, easy to handle and set up.

Weight Capacity: 600 lbs.



Ramps

30" x 60", 16" x 33" Folded Size	199-946	\$244.67
30" x 72", 16" x 39" Folded Size	199-947	\$286.78

Ramps


30" x 84", 16" x 45" Folded Size	199-948	\$334.14
30" x 96", 16" x 51" Folded Size	199-949	\$406.11

Bariatric Panel Ramps

Features:

Limited Lifetime Warranty.
 Three Interlocking Lightweight Ramp Sections.
 Additional Panels Can Be Used to Increase Ramp Widths.
 Outside Panels Feature 1.5" Curbing.
 Anti-Slip High Traction Surface.
 Durable Welded Construction.
 Safety DVD and Steel Security Pins Included.
 Accommodates Wheelchairs and Scooters With Various Wheel Configurations.

Maximum capacity rating is 800 lbs for two axles and 400 lbs for single axle.



Ramps

4' Bariatric Panel Ramp	199-973	\$361.83
5' Bariatric Panel Ramp	199-974	\$454.31
6' Bariatric Panel Ramp	199-975	\$537.04

4' Ramp Specifications:

Ramp Length: 4 ft
 Ramp Width: 48"
 Ramp Weight: 32 lbs
Weight Capacity: 800 lbs.

5' Ramp Specifications:

Ramp Length: 5 ft
 Ramp Width: 48"
 Ramp Weight: 46 lbs
Weight Capacity: 800 lbs.

6' Ramp Specifications:

Ramp Length: 6 ft
 Ramp Width: 48"
 Ramp Weight: 56 lbs
Weight Capacity: 800 lbs.

Pads & Cushions



Wheelchair Headrest Extension

Made with Naugahyde, 1" foam and chrome plated mounting hardware. Mounts beneath top two upholstery screws on the back of most wheelchairs. Adjustable height.

Headrest Extension	\$49.95
Narrow Adult 16"	197-1CL
Standard Adult 18"	197-2CL
Flare Back 20"	197-3CL

Specify color from page 159



Lateral Supports

Made with Naugahyde, 1" foam and 1/2" wood with 1" web and velcro straps to attach to chair. **Specify left or right when sitting in chair.** Custom sizes available upon request on all upholstered items.

Lateral Support	\$75.00
Left Side	194-3CL-SD
Right Side	194-3CL-SD

***Choose color and material from page 159**



Arm Trough

Available in two standard lengths.
Desk Arms 9"x5"x5".
Full Arms 12"x5"x5".
Special sizes available upon request.

Armrest Pads	\$50.05
Full Arm	194-8CL
Desk Arm	194-7CL

Specify color from page 159



Wrap Around Armrest Pads

Made with Naugahyde.
1 1/2" foam.
2" velcro, and ties for attaching to arms.
Aids in positioning of the patient.

Armrest Pads	\$42.39
Full Arm	194-5CL
Desk Arm	194-6CL

Specify color from page 159



Lumbar Pad

Made with Naugahyde.
15" long x 3" tall x 2" deep foam.
1" web straps with plastic buckle.

Lumbar Pad	703-205-CL	\$36.47
------------	------------	----------------

Specify color from page 159



Headrest Pad

Made with Naugahyde.
15 1/2" wide x 6" deep x 5" Tall.
1 1/2" web straps and velcro for attaching to chair.

Headrest	202-4CL	\$58.13
----------	---------	----------------

Specify color from page 159



Padded Footplates

Made with 1" foam.
Attaches with velcro to footrests.
Fits standard footplates.
Special sizes available upon request.

Padded Footplates	196-4CL	\$27.76 a pair
-------------------	---------	-----------------------

Specify color from page 159



Heel and Toe Loops

Attaching Hardware Included

Heel and Toe Loops		
Econo Heel Loop	196-102	\$3.55
Heel Loop	196-100-CL	\$4.95
Padded Heel Loop	196-101-CL	\$6.70
Toe Loop	196-200-CL	\$5.35
Padded Toe Loop	196-201-CL	\$6.70

Specify color from page 159

Padded Calf and Foot Board

Made with 1" foam and 1/2" wood. Attaches to footrests with velcro and buckles. Fits standard 18" wide chairs. Special sizes available upon request.

Calf and Foot Board 196-5CL \$81.71

Specify color from page 159



H-Strap Belt


Made with long wearing web material. Prevents feet from falling behind footplates and causing serious pain or injury to patient. Special sizes available upon request.

16-18" Wide Chairs 196-300-CL \$17.95


20" Wide Chairs 196-301-CL \$17.95

22" Chairs 196-302-CL \$17.95

Specify color from page 159



Shoe Holders and Foot Board




Shoe Holders \$85.00 a pair
 Small 706-600
 Medium 706-601
 Large 706-602
Foot Board \$106.25
 Wood 706-603-CL
 Stain or Black Paint

Footrest Pads

Made with 1/2" foam. Attaches to footrests with velcro straps or metal hooks. Velcro style or hook on style are made for 18" wide chairs. Special sizes available upon request.

Footrest Pad

Velcro 191-1CL \$27.37
 Hooks 196-202-CL \$28.31



Specify color from page 159

Wheelchair and Walker Pouches

Specify color from page 159

Features:

Made with Naugahyde.
 Durable and inexpensive.
 Great for carrying personal items or patient charts.

Wheelchair and Walker Pouches

A Deluxe Wheelchair Pouch 192-2CL \$17.80
 B Econo Wheelchair Pouch 192-1CL \$13.40
 C Walker Pouch 249-1CL \$17.80




Drainage Bag Covers and Holder

Holder mounts beneath two upholstery screws on back of wheelchair. Adjustable arm for folding chair.


Drainage Bag Covers and Holder

A Cover and Holder 194-1CL \$14.21
 B Bard Bag Cover (Bard Bag #802001) 194-2CL \$12.60

Specify color from page 159



Pads & Cushions




***Choose color and material from page 159**

Standard Cushion

The standard cushion adds comfort to any chair, choose between 2" or 3" thickness. Foam is fire retardant. Choose your covering. This cushion is universal to fit most standard adult 18" and narrow adult 16" wheelchairs. The cushion comes with ties for securing to back of chair.

Standard Cushion

16"x16"x2"	192-4CL	\$35.05	16"x16"x3"	192-8CL	\$39.30
18"x16"x2"	192-3CL	\$35.05	18"x16"x3"	192-7CL	\$39.30



***Choose color and material from page 159**

Contoured Cushion

The Contoured Cushion is used to take the hammock out of the seat, choose between 2" or 3" thickness. Made with closed cell foam and standard fire retardant foam. Choose your covering. This cushion is universal to fit most standard adult 18" and narrow adult 16" wheelchairs. The cushion comes with ties for securing to back of chair.

Contoured Cushion

16"x16"x2"	190-7CL	\$51.95	16"x16"x3"	190-8CL	\$53.95
18"x16"x2"	190-5CL	\$51.95	18"x16"x3"	190-6CL	\$53.95



***Choose color and material from page 159**

Wedge Cushion

The wedge cushion helps prevent patient from sliding forward, choose between three different slants, 1" to 3" slant, 2" to 4" slant or 3" to 6" slant. Foam is fire retardant. Choose your covering. This cushion is universal to fit most standard adult 18" and narrow adult 16" wheelchairs. The cushion comes with ties for securing to back of chair.

Wedge Cushion

16"x16" with 1" to 3" Slant	191-4CL	\$41.80	18"x16" with 1" to 3" Slant	191-5CL	\$41.80
16"x16" with 2" to 4" Slant	191-6CL	\$44.50	18"x16" with 2" to 4" Slant	191-7CL	\$44.50
16"x16" with 3" to 6" Slant	191-8CL	\$47.20	18"x16" with 3" to 6" Slant	191-9CL	\$47.20



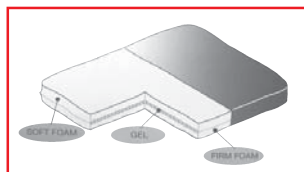
***Choose color and material from page 159**

Abductor Cushion

The abductor cushion helps position patient and prevents patient from sliding forward. Foam is fire retardant. Choose your covering. This cushion is universal to fit most standard adult 18" and narrow adult 16" wheelchairs. The cushion comes with ties for securing to back of chair.

Abductor Cushion

16"x16"x3"	192-6CL	\$55.30
18"x16"x3"	192-5CL	\$55.30



Standard Gel Cushion

Maximum comfort, stability and therapeutic effectiveness. Combination of firm and soft foam with gel. Reversible for comfort level. Size: 18"x16"x2".

Gel Cushion

Grey Velour Cover	191-054	\$25.95
Black Waterproof and Fire-Retardant Cover	191-068	\$34.22



ROHO Cushions

ROHO Positioning and Therapeutic Seating System Products



For individuals who require special positioning of the pelvis or thighs and risk of skin breakdown, the Quadro, with 4" cell height and air in place progressive positioning is the cushion of choice. The Quadro cushion with the Isoflap valve open, provides the same therapeutic valve as a single compartment high profile cushion.

Quadro Cushion Choose Size (WxD) [707-501-SZ](#) **\$357.00**



The contoured foam base is designed to allow for increased stability for transfers and provides exceptional positioning of the pelvis and lower extremities for enhanced sitting posture.

Nexus Spirit 2" Cell Height Choose Size (WxD) [707-503-SZ](#) **\$342.00**



With 4" cells, the High Profile is the cushion of choice for individuals who suffer from ischemic ulcers (pressure sores) or who have a history of tissue breakdown. It utilizes a multi-cellular, air-filled design allowing adjustment to the unique contours of the individual user.

High Profile (Single Valve) Choose Size (WxD) [707-506-SZ](#) **\$357.00**



The Low Profile single compartment cushion with 2" cells offers active users protection against skin breakdown. 2" interconnected air cells maximize stability of the user while protecting from a potential risk of tissue break down. Lightweight and portable, this cushion is ideal for the active individual.

Low Profile (Single Valve) Choose Size (WxD) [707-507-SZ](#) **\$357.00**



The contoured design combined with the simple operation of the ISOFLO® Memory Control Unit provides a new level of postural control and stability that has never been achieved in an air cushion. The contoured design positions the pelvis back in the wheelchair, and centers the user comfortably in the middle of cushion. The ISOFLO® Memory Control Unit locks air into each of the four compartments, providing stability by minimizing side-to-side and front to back motion.

Contour Select Choose Size (WxD) [707-509-SZ](#) **\$357.00**



The ENHANCER cushion uses AIR IN PLACE positioning in a uniquely designed two-manifold system for enhanced midline channeling of the femurs, lateral stability and tissue protection.


Enhancer Cushion Choose Size (WxD) [707-510-SZ](#) **\$374.00**

Star Cushions

Therapeutic air-flow system providing added stability, positioning and state-of-the-art pressure management.


The Short Contour Cushion (2" cell height) is recommended for the active individual that can perform independent weight shifts, or for those individuals who are at low risk for pressure ulcers. The Short Contour is the perfect cushion for sports enthusiasts as well, providing the ideal seating surface for your everyday chair, sports chair or other sports equipment.

Short Contour Choose Size (WxD) [707-282-SZ](#) **\$260.53**



The Mid Contour Cushion (3" cell height) is recommended for individuals who require a cell height that provides a high level of tissue protection and treatment while offering greater ease in transfers in and out of the cushion. The Mid Contour cell height has proven to be ideal for the pediatric client, providing deep immersion for high levels of tissue protection and treatment along with a lower cell height for the pediatric frame.

Mid Contour Choose Size (WxD) [707-283-SZ](#) **\$260.53**




The Standard Contour Cushion (4" cell height) is Star Cushion Products premier cushion for the prevention and treatment of pressure ulcers. Flexible, interconnected 4" air cells allow for deep immersion into the cushion providing constant low pressures across the contact seating surface. In addition, the cells move and shape to the contact area providing a low shear, low friction surface ideal for the prevention and healing of up to and including a Stage IV pressure ulcer.

Standard Contour Choose Size (WxD) [707-284-SZ](#) **\$253.95**

The CXR Cushion is designed to minimize coccyx pressures through a combination of 2" Cells under the coccyx area, and 4" cells throughout the remaining cushion surface. The dual valve configuration allows you to adjust both the 4" and 2" cells separately achieving individualized immersion, and ultimately constant low sitting pressures. The 2" cells allow for immersion while also providing added relief and protection under the coccyx area. 16 standard configurations address specific individualized seating needs. Ideal for the individual who has, or is at risk for the development of pressure ulcers.

CRX with Coccyx Area Choose Size (WxD) [707-281-SZ](#) **\$302.63**


Isolated 2" High Air Cells Minimize Coccyx Pressure



Starlock Cushion

The Starlock cushion is designed to provide continuous support by submersing the user into a cushion of multiple air-filled cells, maneuvering to a desired position then "locking" the vital posture. Cushion personalization is taken to a new level through Starlock's patented technology called "lockpockets". This unique patent pending cushion enables varying degrees of air-flow communication between cells, and can be utilized with or without enabling the "lockpockets".

2" Cell Height, Single Valve Choose Size (WxD) [707-285-SZ](#) **\$281.58**
3" Cell Height, Single Valve Choose Size (WxD) [707-286-SZ](#) **\$281.58**
4" Cell Height, Single Valve Choose Size (WxD) [707-287-SZ](#) **\$288.16**

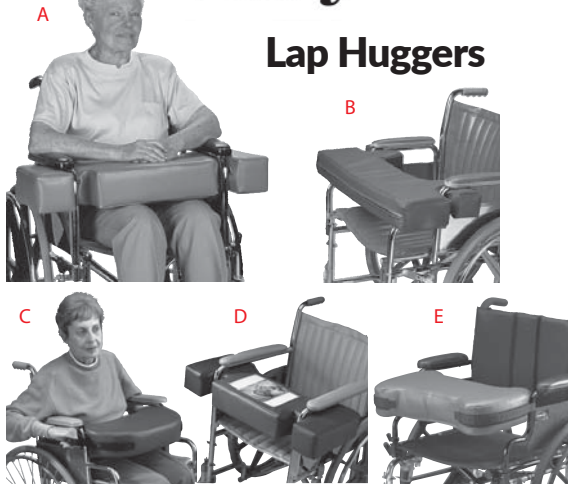


Pads & Cushions

Posey

Lap Huggers

This soft lap cushion fits snugly between the resident and the wheelchair frame to facilitate upper body positioning and helps prevent forward leaning.



A Standard

16"-18" Wide Wheelchair, 4" Thick, Full Arm, Blue	195-116	\$48.40
16"-18" Wide Wheelchair, 4" Thick, Full Arm, Mauve	195-118	\$48.40
16"-18" Wide Wheelchair, 3" Thick, Full Arm, Blue	195-117	\$48.40
20"-24" Wide Wheelchair, 4" Thick, Full Arm, Blue	195-113	\$65.20

B Desk Arm

18"-20" Wide Wheelchair, 3" Thick, Desk Arm, Blue	195-114	\$52.50
---	---------	---------

C Self-Release

18"-20" Wide Wheelchair, 3" Thick, Desk or Full Arm, Blue	195-119	\$52.33
---	---------	---------

D Tabletop

18" Wide Wheelchair, 4" Thick, Full Arm, Blue	195-112	Disc.
---	---------	-------

E E-Z Release

18"-20" Wide Wheelchair, 3" Thick, Desk or Full Arm, Blue	195-120	\$57.78
---	---------	---------

Ring Cushion



16" Inflatable Vinyl Ring
20 gauge heavy-duty vinyl. Unique Roberts valve for easy inflation.

Vinyl Ring 206-900 \$6.10



Inflatable Rubber Ring
Top quality rubber. Special valve designed for easy inflation.


Rubber Ring 206-901 \$12.62

Wheelchair Pad

Provides soft support and pressure relief. Prevents sliding which promotes correct positioning.

Wheelchair Pad


2" (standard)	206-519	\$10.42
3"	206-520	\$13.33



Wheelchair Cushion with Back Support

Promotes good posture while providing proper support.

Wheelchair Cushion 206-521 \$17.50



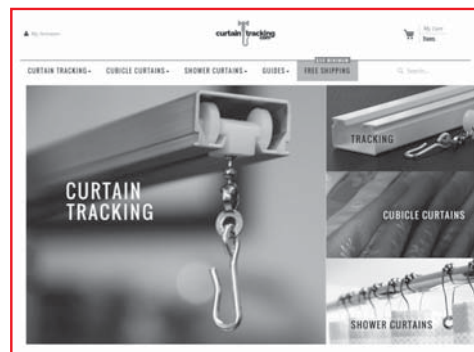
Seat and Back Cushion



Cushions

Standard	191-041	\$85.71
Reclining	191-044	\$142.86

Visit our New Online Store
www.CurtainTracking.com



Order from
Curtaintracking.com
Discount Code
TRACK

Stainless Steel Standard Drop Hook

Black, zinc plated stainless steel

Includes attaching hardware



Fits 7/8" Tubing	\$5.81
1" Drop	701-001
1-1/2" Drop	701-004
2" Drop	701-002
2-1/2" Drop	701-005
3" Drop	701-003

Fits 1" Tubing	\$5.81
1" Drop	701-009
1-1/2" Drop	701-012
2" Drop	701-010
2-1/2" Drop	701-013
3" Drop	701-011

Stainless Steel Adjustable Drop Hook

Black, zinc plated stainless steel

Includes attaching hardware



Drop Hook	\$12.75
Fits 7/8" Tubing	701-007
Fits 1" Tubing	701-008



Stainless Steel Standard Clamp

Black, zinc plated stainless steel

Standard Clamp	\$9.75
Fits 7/8" Tubing	702-001
Fits 1" Tubing	702-003

Stainless Steel Quick Release Clamp

Black, zinc plated stainless steel


Standard Clamp	\$16.00
Fits 7/8" Tubing	702-007
Fits 1" Tubing	702-008



Stainless Steel Fixed Clamp

Black, zinc plated stainless steel

Fits 7/8" or 1" Tubing
 702-002 **\$5.81**



Aluminum Hip, Thigh and Trunk Support Bracket

Black, Anodized Aluminum




Brackets		
Straight	703-001	\$18.80
1" Offset	703-002	\$20.05
2" Offset	703-003	\$20.05

Aluminum Flip Down Abductor Bracket

Black, Anodized Aluminum

Bracket 706-001 **\$74.45**



Can't find what you're looking for? Let us make it for you!

Ocelco has its own in house Wood Shop and Custom Upholstery Shop. Let us know what you need and we will make it for you. Special size wheelchair upholstery, custom cushions (see page 65), adaptive seating, or whatever you may need. Let Ocelco make it to your specifications. We're here to help, please do not hesitate to call us so we can make your special request for you. Remember "We're The Friendly People"

Clamp-On Trunk Support Bracket

Black, Anodized Aluminum


Fits 7/8" or 1" Tubing 702-010 **\$63.76**



Aluminum Adjustable Head and Neck Support

Black, Anodized Aluminum

Bracket 705-004 **\$68.75**



Adaptive Seats




Solid Seat Insert

Made with Naugahyde, nylon, or mesh, 1½" foam, and ½" wood. 17½"x15½", fits 18" adult wheelchair. Special sizes and materials available upon request.

When ordering specify: Proposed Make of Chair, Proposed Model of Chair, Width of Chair and Armstyle (Removable or Fixed Arms).

Solid Seat Insert 702-4CL \$47.95

***Choose color and material from page 159**



Standard Drop Hook Seat

Made with Naugahyde, nylon, or mesh. 1½" foam and ½" wood. Fits 18" adult wheelchair. Special sizes and materials available upon request. Black, zinc plated stainless steel hardware.

When ordering specify: Proposed Make of Chair, Proposed Model of Chair, Width of Chair and Armstyle (Removable or Fixed Arms).

***Choose color and material from page 159**

Seat with Standard Clamps

Fits 7/8" Tubing, 1" Drop	\$120.00	702-200-CL
Fits 7/8" Tubing, 1-1/2" Drop		702-216-CL
Fits 7/8" Tubing, 2" Drop		702-201-CL
Fits 7/8" Tubing, 2-1/2" Drop		702-217-CL
Fits 7/8" Tubing, 3" Drop		702-202-CL
Fits 1" Tubing, 1" Drop		702-203-CL
Fits 1" Tubing, 1-1/2" Drop		702-218-CL
Fits 1" Tubing, 2" Drop		702-204-CL
Fits 1" Tubing, 2-1/2" Drop		702-219-CL
Fits 1" Tubing, 3" Drop		702-205-CL

Seat with Quick Release

Fits 7/8" Tubing, 1" Drop	\$124.10	702-210-CL
Fits 7/8" Tubing, 1-1/2" Drop		702-220-CL
Fits 7/8" Tubing, 2" Drop		702-211-CL
Fits 7/8" Tubing, 2-1/2" Drop		702-221-CL
Fits 7/8" Tubing, 3" Drop		702-212-CL
Fits 1" Tubing, 1" Drop		702-213-CL
Fits 1" Tubing, 1-1/2" Drop		702-222-CL
Fits 1" Tubing, 2" Drop		702-214-CL
Fits 1" Tubing, 2-1/2" Drop		702-223-CL
Fits 1" Tubing, 3" Drop		702-215-CL



Adjustable Drop Hook Seat

Made with Naugahyde, nylon, or mesh. 1½" foam and ½" wood. Fits 18" adult wheelchair. Special sizes and materials available upon request. Black, zinc plated stainless steel hardware.

When ordering specify: Proposed Make of Chair, Proposed Model of Chair, Width of Chair and Armstyle (Removable or Fixed Arms).

***Choose color and material from page 159**

Standard Clamp with Adjustable Hooks

Fits 7/8" Tubing	\$132.00	702-300-CL
Fits 1" Tubing		702-301-CL

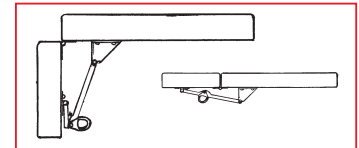

Quick Release with Adjustable Hooks

Fits 7/8" Tubing	\$136.50	702-303-CL
Fits 1" Tubing		702-304-CL

Flip Down Amputee Seats

Made with Naugahyde, nylon, or mesh, 1½" foam and ½" wood. Black, zinc plated stainless steel drop hooks. Fits standard 18" adult wheelchair. Left side, right side or dual pads available.

When ordering specify: Proposed Make of Chair, Proposed Model of Chair, Width of Chair, Armstyle (Removable or Fixed Arms) and Length and Side (Right, Left or Dual) of Amputee Pad. Specify Left or Right when sitting in the chair.



Left Side

Fixed, Standard Clamp	\$136.35
1" Drop, Fits 7/8" Tubing	702-600-CL
1" Drop, Fits 1" Tubing	702-601-CL
2" Drop, Fits 7/8" Tubing	702-604-CL
2" Drop, Fits 1" Tubing	702-605-CL
3" Drop, Fits 7/8" Tubing	702-608-CL
3" Drop, Fits 1" Tubing	702-609-CL
Fixed, Quick Release	\$140.45
1" Drop, Fits 7/8" Tubing	702-602-CL
1" Drop, Fits 1" Tubing	702-603-CL
2" Drop, Fits 7/8" Tubing	702-606-CL
2" Drop, Fits 1" Tubing	702-607-CL
3" Drop, Fits 7/8" Tubing	702-610-CL
3" Drop, Fits 1" Tubing	702-611-CL
Adjustable, Standard Clamp	\$148.40
Fits 7/8" Tubing	702-612-CL
Fits 1" Tubing	702-613-CL
Adjustable, Quick Release	\$152.50
Fits 7/8" Tubing	702-614-CL
Fits 1" Tubing	702-615-CL

Right Side

Fixed, Standard Clamp	\$136.35
1" Drop, Fits 7/8" Tubing	702-616-CL
1" Drop, Fits 1" Tubing	702-617-CL
2" Drop, Fits 7/8" Tubing	702-620-CL
2" Drop, Fits 1" Tubing	702-621-CL
3" Drop, Fits 7/8" Tubing	702-624-CL
3" Drop, Fits 1" Tubing	702-625-CL
Fixed, Quick Release	\$140.45
1" Drop, Fits 7/8" Tubing	702-618-CL
1" Drop, Fits 1" Tubing	702-619-CL
2" Drop, Fits 7/8" Tubing	702-622-CL
2" Drop, Fits 1" Tubing	702-623-CL
3" Drop, Fits 7/8" Tubing	702-626-CL
3" Drop, Fits 1" Tubing	702-627-CL
Adjustable, Standard Clamp	\$148.40
Fits 7/8" Tubing	702-628-CL
Fits 1" Tubing	702-629-CL
Adjustable, Quick Release	\$152.50
Fits 7/8" Tubing	702-630-CL
Fits 1" Tubing	702-631-CL

Dual Pad

Fixed, Standard Clamp	\$152.85
1" Drop, Fits 7/8" Tubing	702-632-CL
1" Drop, Fits 1" Tubing	702-633-CL
2" Drop, Fits 7/8" Tubing	702-636-CL
2" Drop, Fits 1" Tubing	702-637-CL
3" Drop, Fits 7/8" Tubing	702-640-CL
3" Drop, Fits 1" Tubing	702-641-CL
Fixed, Quick Release	\$156.75
1" Drop, Fits 7/8" Tubing	702-634-CL
1" Drop, Fits 1" Tubing	702-635-CL
2" Drop, Fits 7/8" Tubing	702-638-CL
2" Drop, Fits 1" Tubing	702-639-CL
3" Drop, Fits 7/8" Tubing	702-642-CL
3" Drop, Fits 1" Tubing	702-643-CL
Adjustable, Standard Clamp	\$164.70
Fits 7/8" Tubing	702-644-CL
Fits 1" Tubing	702-645-CL
Adjustable, Quick Release	\$168.85
Fits 7/8" Tubing	702-646-CL
Fits 1" Tubing	702-647-CL

*Choose color and material from page 159

Seat Support Board

Fits Standard 18" adult chair. Special sizes and materials available upon request. Uses black, zinc plated stainless steel hardware.

When ordering specify: Proposed Make of Chair, Proposed Model of Chair, Width of Chair and Armstyle (Removable or Fixed Arms). Covering (black paint, wood stain, Naugahyde, Nylon or Mesh)



Drop Hooks, Standard Clamps	\$81.30	Drop Hooks, Quick Release	\$91.30	Adjustable, Standard Clamp	\$111.80
1" Drop, Fits 7/8" Tubing	702-500-CL	1" Drop, Fits 7/8" Tubing	702-510-CL	Fits 7/8" Tubing	702-516-CL
1" Drop, Fits 1" Tubing	702-503-CL	1" Drop, Fits 1" Tubing	702-513-CL	Fits 1" Tubing	702-517-CL
2" Drop, Fits 7/8" Tubing	702-501-CL	2" Drop, Fits 7/8" Tubing	702-511-CL	Adjustable, Quick Release	\$121.70
2" Drop, Fits 1" Tubing	702-504-CL	2" Drop, Fits 1" Tubing	702-514-CL	Fits 7/8" Tubing	702-518-CL
3" Drop, Fits 7/8" Tubing	702-502-CL	3" Drop, Fits 7/8" Tubing	702-512-CL	Fits 1" Tubing	702-519-CL
3" Drop, Fits 1" Tubing	702-505-CL	3" Drop, Fits 1" Tubing	702-515-CL		

*Choose color and material from page 159

Adaptive Backs



Solid Back Insert

Made with Naugahyde, nylon or mesh, 1" foam, and 1/2" wood. 14 1/2" x 15 1/2", fits 18" adult wheelchair. Special sizes and materials available upon request.

When ordering specify: Proposed Make of Chair, Proposed Model of Chair, Width of Chair and Arm style (Removable or Fixed Arms).

Solid Back Insert 701-4CL \$57.75

***Choose color and material from page 159**



Standard Drop Hook Back

Made with Naugahyde, nylon, or mesh, 1" foam and 1/2" wood. Fits 18" adult wheelchair. Special sizes and materials available upon request. Black, anodized stainless steel hardware.

When ordering specify: Proposed Make of Chair, Proposed Model of Chair, Width of Chair and Arm style (Removable or Fixed Arms).

***Choose color and material from page 159**

Back with Standard Clamps

- Fits 7/8" Tubing, 1" Drop
- Fits 7/8" Tubing, 1-1/2" Drop
- Fits 7/8" Tubing, 2" Drop
- Fits 7/8" Tubing, 2-1/2" Drop
- Fits 7/8" Tubing, 3" Drop
- Fits 1" Tubing, 1" Drop
- Fits 1" Tubing, 1-1/2" Drop
- Fits 1" Tubing, 2" Drop
- Fits 1" Tubing, 2-1/2" Drop
- Fits 1" Tubing, 3" Drop

\$125.65

- 701-200-CL
- 701-216-CL
- 701-201-CL
- 701-217-CL
- 701-202-CL
- 701-203-CL
- 701-218-CL
- 701-204-CL
- 701-219-CL
- 701-205-CL

Back with Quick Release

- Fits 7/8" Tubing, 1" Drop
- Fits 7/8" Tubing, 1-1/2" Drop
- Fits 7/8" Tubing, 2" Drop
- Fits 7/8" Tubing, 2-1/2" Drop
- Fits 7/8" Tubing, 3" Drop
- Fits 1" Tubing, 1" Drop
- Fits 1" Tubing, 1-1/2" Drop
- Fits 1" Tubing, 2" Drop
- Fits 1" Tubing, 2-1/2" Drop
- Fits 1" Tubing, 3" Drop

\$129.65

- 701-210-CL
- 701-220-CL
- 701-211-CL
- 701-221-CL
- 701-212-CL
- 701-213-CL
- 701-222-CL
- 701-214-CL
- 701-223-CL
- 701-215-CL



Adjustable Drop Hook Back

Made with Naugahyde, nylon or mesh, 1" foam, and 1/2" wood. Fits 18" adult wheelchair. Special sizes and materials available upon request. Black, zinc plated stainless steel hardware.

When ordering specify: Proposed Make of Chair, Proposed Model of Chair, Width of Chair and Arm style (Removable or Fixed Arms).

***Choose color and material from page 159**

Standard Clamp with Adjustable Hooks

- Fits 7/8" Tubing
- Fits 1" Tubing

\$141.80

- 701-300-CL
- 701-301-CL

Quick Release with Adjustable Hooks

- Fits 7/8" Tubing
- Fits 1" Tubing

\$145.80

- 701-303-CL
- 701-304-CL

Hip and Thigh Support Pads

Made with Naugahyde, 1" foam and 1/2" wood with straps to attach to chair.
Sold in pairs.




Support Pads \$48.75 a pair
 15"x4-1/2" 703-204-CL

*Choose color and material from page 159

Fixed Hip and Thigh Supports

Made with Naugahyde, nylon, or mesh, 1/2" foam and 1/2" wood. Attaches to either a drop hook or solid seat. Black, anodized aluminum bracket makes it adjustable. Size: 16"x5" with specialty sizes available. **Sold in pairs.**



Hip and Thigh Support

Straight 703-200-CL \$56.00 a pair
 1" Offset 703-201-CL \$60.00 a pair
 2" Offset 703-202-CL \$60.00 a pair

*Choose color and material from page 159

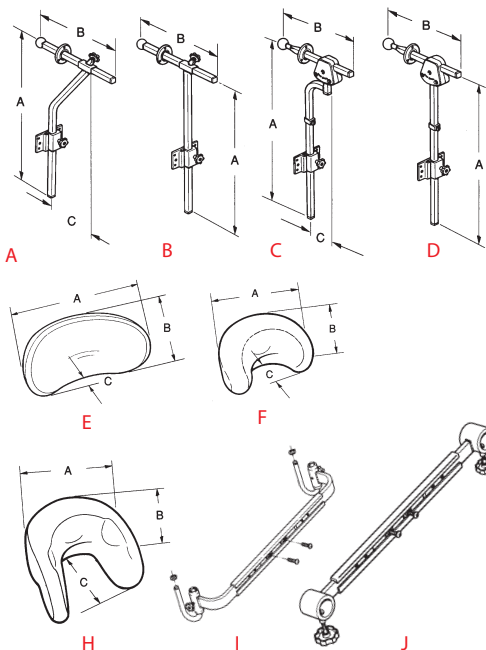
Adjustable Head and Neck Support

Made with naugahyde, nylon, or mesh, 1/2" closed cell foam. Attaches to drop hooks or solid backs. Black, anodized aluminum bracket makes it adjustable. Special sizes and materials available upon request.



Head and Neck Support 705-200-CL \$65.00

*Choose color and material from page 159



Multi-Position Head and Neck Supports

Multi Position Head and Neck Support System

A	Single Axis Offset (A=14 1/4" B=7 1/2" C=3 1/4")	705-313	\$165.94
B	Single Axis Straight (A=14 1/4" B=7 1/2")	705-312	\$101.61
C	Multi-Axis Offset (A=16" B=7 1/2" C=2 1/2")	705-310	\$270.94
D	Multi-Axis Straight (A=16" B=7 1/2")	705-311	\$169.69
E	Large Headrest (A=12 1/2" B=6" C=2")	705-306	\$122.90
	Small Headrest (A=9 3/4" B=3 1/2" C=1-1/5")	705-307	\$68.97
F	Large Head and Neckrest (A=8 3/4" B=5" C=3-1/5")	705-305	\$68.97
	Small Head and Neckrest (A=7" B=4 1/2" C=2 1/4")	705-319	\$112.26
H	Large Lateral Control (A=8 3/4" B=5" C=5")	705-317	\$152.90
	Small Lateral Control (A=7" B=4 1/2" C=2 1/4")	705-318	\$152.90
I	Wheelchair Adaptor Kit, Adjusts 13 3/4" to 17 3/4"	705-315*	\$161.25
J	Temporary Clinical Adaptor Kit, Adjusts 13 3/4" to 17 3/4"	705-316	\$161.25

* Requires one of the following sets of clamps to attach to the wheelchair:

Clamps for 3/4" wheelchair tubing	705-299	\$60.00
Clamps for 7/8" wheelchair tubing	705-297	\$60.00
Clamps for 1" wheelchair tubing	705-298	\$60.00

Adaptive Positioners



Fixed Trunk Support

Made with Naugahyde, nylon, or mesh, ½" foam and ½" wood. Attaches to either drop hook or solid backs. Black, anodized aluminum bracket makes it adjustable. Special sizes and materials available upon request.

Sold in pairs.

***Choose color and material from page 159**

Straight

\$60.00 a pair
Small (4"x5") 703-400-CL
Medium (5"x6") 703-403-CL
Large (6"x7") 703-406-CL

1" Offset

\$78.00 a pair
Small (4"x5") 703-401-CL
Medium (5"x6") 703-404-CL
Large (6"x7") 703-407-CL

2" Offset

\$78.00 a pair
Small (4"x5") 703-402-CL
Medium (5"x6") 703-405-CL
Large (6"x7") 703-408-CL



Clamp-On Trunk Support

Made with Naugahyde, nylon, or mesh, ½" foam and ½" wood. Attaches to 1" or 7/8" tubing. Black, anodized bracket makes it adjustable. Special material and sizes are available upon request.

Sold in pairs.

***Choose color and material from page 159**

Trunk Support

\$105.00 a pair
Small (4"x5") 703-421-CL
Medium (5"x6") 703-423-CL
Large (6"x7") 703-425-CL



Flip Down Abductor Pad and Bracket

Made with Naugahyde, nylon, or mesh, ½" closed cell foam and wood. Attaches to either drop hook or solid seats. Black, anodized aluminum bracket with stainless steel components make it adjustable.

Abductor Pad and Bracket

\$91.26
Small (5"x3"x4") 706-200-CL
Medium (6"x4"x5") 706-201-CL
Large (7"x4-1/2"x5") 706-202-CL

***Choose color and material from page 159**

Can't find what you're looking for? Let us make it for you!

Ocelco has its own in house Wood Shop and Custom Upholstery Shop. Let us know what you need and we will make it for you. Special size wheelchair upholstery, custom cushions (see page 65), adaptive seating, or whatever you may need. Let Ocelco make it to your specifications. We're here to help, please do not hesitate to call us so we can make your special request for you.

Remember "We're The Friendly People"



Casters

Visit us online
Ocelco.com
 for additional products & options



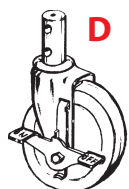
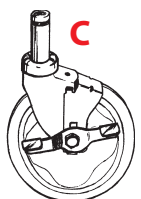


Fig.	Mount	Wheel Size	Stem Length	Stem Diam.	Brake	Fits	Part #	Price
A	Threaded	2"	1"	5/16"	Y	Various	296-114	\$4.16 ea.
A	Threaded	2"	1"	5/16"	N	Various	296-220	\$3.18 ea.
A	Threaded	3"	1"	1/2"	Y	Various	296-115	\$9.20 ea.
A	Threaded	3"	1"	1/2"	N	Various	296-221	\$7.36 ea.
A	Threaded	3"	3/4"	3/8"	Y	Various	296-116	\$8.14 ea.
A	Threaded	3"	1-3/4"	3/8"	N	Various	296-222	\$7.16 ea.
B	Grip Ring	2"	1"	7/16"	Y	Various	296-117	\$4.24 ea.
B	Grip Ring	2"	1"	7/16"	N	Various	296-223	\$3.47 ea.
B	Grip Ring	2"	1-7/16"	7/16"	Y	Various	296-118	\$4.22 ea.
B	Grip Ring	2"	1-7/16"	7/16"	N	Various	296-224	\$3.56 ea.
B	Grip Ring	3"	1-7/16"	7/16"	Y	Temco	296-111	\$8.20 ea.
B	Grip Ring	3"	1-7/16"	7/16"	N	Temco	296-213	\$7.18 ea.



Misc. Single Wheel Casters Black

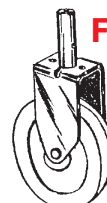
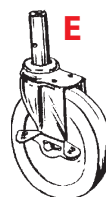


Fig.	Mount	Wheel Size	Stem Length	Stem Diam.	Brake	Fits	Part #	Price
C	Grip Ring	5"	1-3/4"	3/4"	Y	E & J	296-102	\$55.48 ea.
C	Grip Ring	5"	1-3/4"	3/4"	N	E & J	296-202	\$45.41 ea.
D	Dual Hole	5"	1-3/4"	7/8"	N	Lumex	296-250	Disc.
E	Cross Hole	5"	2-1/4"	7/8"	Y	Winco	296-104	\$66.86 ea.
F	Cross Hole	5"	2-1/4"	7/8"	N	Winco	296-203	\$48.48 ea.
G	Grip Ring	4"	1-3/4"	7/16"	Y	Lumex	296-108	\$7.88 ea.
G	Grip Ring	4"	1-3/4"	7/16"	N	Lumex	296-207	\$6.50 ea.
H	Wheel Only	5"	-----	5/16" I.D.	----	Various	296-214	\$5.14 ea.

Bed and Crib Casters

Fits most Cribs, Nursing Home Beds and many Hospital Beds




Zinc Plated for resistance to corrosion.

Stem Diameter: 7/16"
 Stem Length: 1-29/32"

Swivel Caster



Swivel Caster with Brake



Caster Socket

Plastic
 Fits 7/16" Snap Ring Casters
 296-301
 \$2.20 ea.



Metal
 Fits 7/16" Snap Ring Casters
 296-300
 \$3.22 ea.



Wheel Dia.	Wheel Compound	Capacity Lbs.	Tread Width	Swivel		Swivel w/ Brake	
				Part	Price	Part #	Price
3"	Grey rubber	110	13/16"	296-424	\$10.69 ea.	296-427	\$14.12 ea.
4"	Grey rubber	125	15/16"	296-425	\$15.52 ea.	296-428	\$18.38 ea.
5"	Grey rubber	250	15/16"	296-426	\$16.85 ea.	296-429	\$18.50 ea.

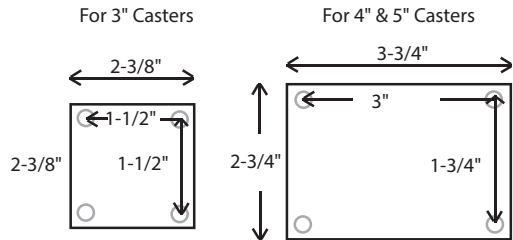
Casters

Sealed Plate Casters



Water Resistant


Plate Size & Bolt Hole Patterns



Total Lock Caster

Swivel Caster

Fixed Caster



Wheel Dia.	Wheel Compound	Capacity Lbs.	Bearing Style	Total Lock		Swivel		Fixed	
				Part #	Price	Part #	Price	Part #	Price
3"	Grey rubber	132	Ball	296-562	\$33.26 ea.	296-572	\$29.93 ea.	296-582	\$29.93 ea.
3"	Grey rubber	165	Precision	296-563	\$30.30 ea.	296-573	\$29.56 ea.	296-583	\$21.30 ea.
4"	Grey rubber	240	Precision	296-564	\$41.70 ea.	296-574	\$42.89 ea.	296-584	\$29.70 ea.
4"	Grey rubber	220	Ball	296-565	\$41.70 ea.	296-575	\$43.90 ea.	296-585	\$45.00 ea.
4"	Polyurethane	240	Precision	296-566	\$41.70 ea.	296-576	\$30.90 ea.	296-586	\$29.70 ea.
4"	Polyurethane	220	Roller	296-567	\$41.70 ea.	296-577	\$30.90 ea.	296-587	\$29.70 ea.
5"	Grey rubber	220	Ball	296-568	\$44.10 ea.	296-578	\$41.41 ea.	296-588	\$43.37 ea.
5"	Grey rubber	240	Precision	296-569	\$44.10 ea.	296-579	\$43.48 ea.	296-589	\$30.90 ea.
5"	Polyurethane	220	Roller	296-570	\$44.10 ea.	296-580	\$33.30 ea.	296-590	\$30.90 ea.
5"	Polyurethane	240	Precision	296-571	\$68.21 ea.	296-581	\$34.93 ea.	296-591	\$38.44 ea.

High Grade Synthetic Casters

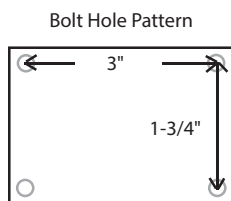
220 Lb. Load Capacity per Caster



5" Total Lock Caster

5" Swivel Caster

5" Fixed Caster



Water Resistant

296-592 \$71.16 ea.

296-593 \$44.93 ea.

296-594 \$55.10 ea.

PVC Products Replacement Casters

MJM, Care Products & Heathline

Ocelco, Inc. offers a universal line of casters that will fit a variety of PVC equipment. If you cannot find the caster you need, feel free to call us at **1-800-328-5343** and we can help.

In rare cases it may be necessary to cut down the longest section of PVC stem. If this is the case, it may be easily done with a hack saw and will not affect the durability of the casters.



5"
Twin Wheel



3"
Heavy Duty



5" Tente
Posi-Lock



243-841	3" Twin Wheel Nylon Casters / Set 2-Lock 2-Non Lock	\$51.69 set
243-842	4" Twin Wheel Nylon Casters / Set 2-Lock 2-Non Lock	\$56.50 set
243-843	5" Twin Wheel Nylon Casters / Set 2-Lock 2-Non Lock	\$78.09 set
243-844	3" x 1 1/4" Heavy Duty Casters / Set 2-Lock 2-Non Lock	\$50.14 set
243-846	4" x 1 1/4" Heavy Duty Casters / Set 2-Lock 2-Non Lock	\$59.02 set
243-847	5" x 1 1/4" Heavy Duty Casters / Set 2-Lock 2-Non Lock	\$76.34 set
243-845	3" x 1 1/4" STAINLESS STEEL Casters / Set 2-Lock 2-Non Lock	Disc.
296-403	3" x 1 1/4" Tente Posi-Lock Casters / Set 2-Lock 2-Non Lock	Disc.
296-520	5" x 1 1/4" Tente Posi-Lock Casters / Set 2-Lock 2-Non Lock	\$141.94 set

Innovative Products (IPU)

Innovative's casters are attached to a plug (Fig. A). Our replacement casters utilize a reinforced plug (Fig. B) that provides greater strength and increased long term durability. Due to the reinforcement, when using these casters, your seat height will be increased by 1/2". In most circumstances this will not pose a problem. However, if it is a concern, please contact customer service as stock casters are available.



A



B

296-410	3" Twin Wheel Nylon Casters / Set 2-Lock 2-Non Lock	\$51.69 set
296-411	4" Twin Wheel Nylon Casters / Set 2-Lock 2-Non Lock	\$56.50 set
296-412	5" Twin Wheel Nylon Casters / Set 2-Lock 2-Non Lock	\$78.09 set
296-413	3" x 1 1/4" Heavy Duty Casters / Set 2-Lock 2-Non Lock	\$50.14 set
296-414	4" x 1 1/4" Heavy Duty Casters / Set 2-Lock 2-Non Lock	\$59.02 set
296-415	5" x 1 1/4" Heavy Duty Casters / Set 2-Lock 2-Non Lock	\$76.34 set



Anthros

Anthros' casters are attached to a plug (Fig. A). Our replacement casters utilize a reinforced plug (Fig. B) that provides greater strength and increased long term durability. Due to the reinforcement, when using these casters, your seat height will be increased by 1/2". In most circumstances this will not pose a problem. However, if it is a concern, please contact customer service as stock casters are available.



A



B

296-417	3" Twin Wheel Nylon Casters / Set 2-Lock 2-Non Lock	\$85.55 set
296-420	3" x 1 1/4" Heavy Duty Casters / Set 2-Lock 2-Non Lock	\$98.97 set
296-407	4" x 1 1/4" Heavy Duty Casters / Set 2-Lock 2-Non Lock	\$100.67 set



Recliners



\$339.00

**NEW
PRODUCT**



SHIPS BY TRUCK

3 Position Recliner



Features:

3 Positions: upright, deep recline and elevated legrest/footrest.
Self adjusting suspension in the seat prevents bottoming out.
Large, blow molded tray can be stored on the side of the chair.
Neutral colored, sturdy steel frame is easy to clean and maintain.
Moisture barrier on seat prevents seepage.
Foam and vinyl meet California Code #133 Flammability Standard and Boston Fire Department specifications.

Specifications - Standard:

Overall Height: 47"
Overall Width: 25"
Overall Depth: 41"
Width (between arms): 20"
Seat Height: 21"
Seat Width: 19"
Seat Depth: 19"
Weight Capacity: 250 lbs

Specifications - Bariatric:

Overall Height: 47.5"
Overall Width: 32"
Overall Depth: 41.5"
Width (between arms): 24.5"
Seat Height: 21"
Seat Width: 25"
Seat Depth: 20"
Weight Capacity: 500 lbs

3 Position Recliner **\$339.00**
Blueridge 281-110
Jade 281-111
Rosewood 281-112



**NEW
PRODUCT**



SHIPS BY TRUCK

3-Position Recliner



Features:

Neutral isolate gray frame color.
Three simple adjustment positions from upright to full recline are easily secured with the position lock bar.
Durable 48-mil, high strength vinyl upholstery is easy to clean and maintain.
Thick, low density soft foam provides maximum comfort.
Overlap tray locks in a variety of positions and features a concave design to keep liquids on the tray.
Two easy-roll 5" fixed front casters and two 5" total locking rear swivel casters provide easy maneuvering.
Recliner mechanism is guarded for added safety.
Full length arm pads with scuff guard protection.
Removable overlap tray with easy one-button operation.
Durable no-gap side panels are securely attached and won't snag clothing or skin.

Call For Available Colors

Specifications:

Height: 45½"
Width: 24"
Depth (upright): 43"
Depth (reclined): 66"
Seat Width: 18¾"
Seat Depth: 20"
Seat-to-Back Height: 27"
Seat-to-Floor Height: 18½"
Tray: 23½"x18"
Weight Capacity: 250 lbs.

3 Position Recliner 281-109-CL **\$395.00**

Recliners

Visit us online
Ocelco.com
 for additional products & options

Winco 5670 XL Room Chair



The new 5670 is an XL version of the 5580 room chair and adds all the benefits of the urethane arm chair with a wider seat and higher weight capacity. The XL version retains the beauty and practicality of the urethane arm chair yet accommodates larger patients with dignity and unmatched comfort. Suitable for patient rooms as companion chairs, in waiting areas, in the home environment or anywhere chair a higher style comfortable and durable chair is desired.

The Model 5670 is available with dual side tables and fixed feet in place of the casters. Standard black armrests are made of soft, durable urethane or choose from available armrest options in two different widths of beautiful contoured wood arms. The wood arms are available in warm shades of honey or walnut to complement the vinyl color or room decor as desired.

These Winco recliners feature the function, durability, cleanability and most of all the unmatched comfort you have come to expect from Winco in a beautiful look and design you'll be proud to place anywhere, including your living room.

Winco 5670 XL Room Chair 284-158-CL \$1,159.00

**NEW
PRODUCT**



Call For Available Colors

Winco 6704 Room Chair



Our most popular and stylish recliners in a fixed foot version suitable for patient rooms as companion chairs, in waiting areas, in the home environment or anywhere chair mobility is not needed.

The Model 6704 is identical to the 6700 clinical line featuring Trendelenburg capability and dual side tables with attractive fixed feet in place of the casters. Black armrests are soft, durable urethane or choose from available armrest options in two different widths of beautiful contoured wood arms. The wood arms are available in two warm shades of honey or walnut to complement the vinyl or room decor as desired.

These Winco recliners feature the function, durability, cleanability and most of all the unmatched comfort you have come to expect from Winco in a beautiful look and design you'll be proud to place anywhere, including your living room.

Winco 6704 Room Chair 284-156-CL \$1,014.00

**NEW
PRODUCT**



Call For Available Colors




Invacare
 299-100 \$11.62 ea.

Pull Buttons



Lumex
 299-800 \$3.87 ea.



Drive Tray Release Button
 299-150 \$4.36 ea.



**Can't find what you're looking for?
 Let us make it for you!**

Ocelco has its own in house Wood Shop and Custom Upholstery Shop. Let us know what you need and we will make it for you. Special size wheelchair upholstery, custom cushions (see page 65), adaptive seating, or whatever you may need. Let Ocelco make it to your specifications. We're here to help, please do not hesitate to call us so we can make your special request for you.

Remember "We're The Friendly People"

Recliners

Drive

Model D574

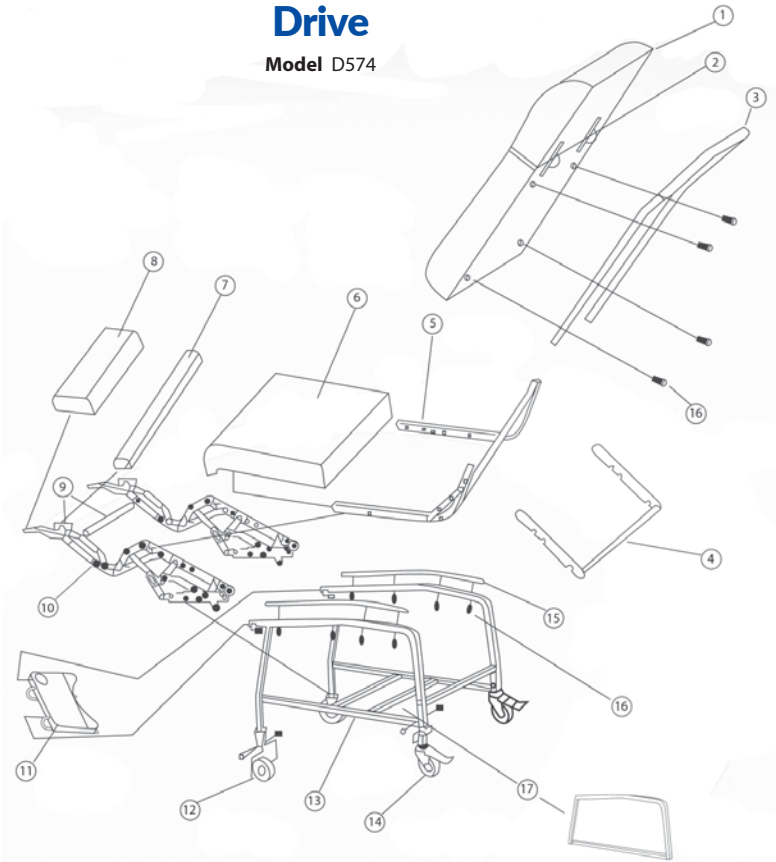
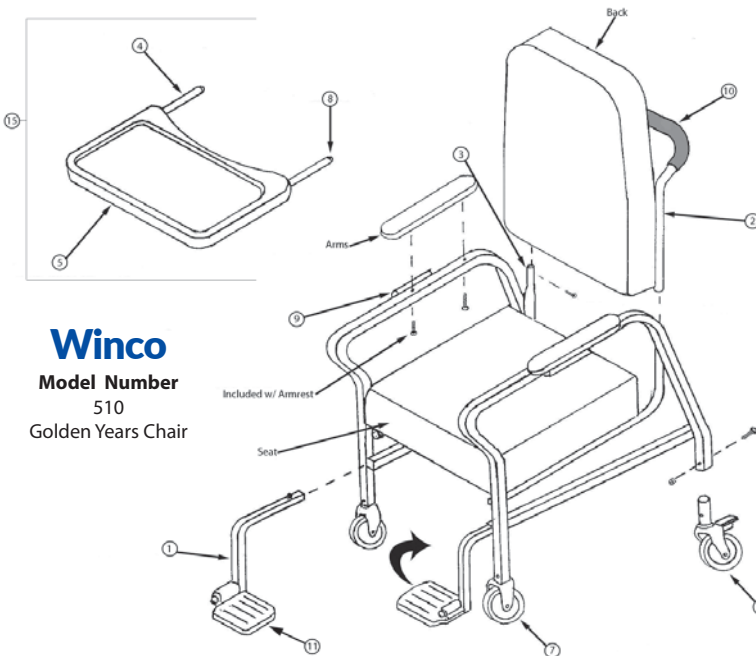


Fig.	Part #	Description	Price
01	298-210-CL	Back Only	\$83.10 ea.
02	298-211	Blue Ridge, Jade or Rosewood Headrest Adjustment	\$11.10 ea.
03	298-212	Push Handle	\$28.67 ea.
04	298-213	Lock Bar for Back	\$14.29 ea.
05	298-214	Seat Frame	\$29.85 ea.
06	298-215-CL	Seat Only	\$62.79 ea.
07	298-216-CL	Blue Ridge, Jade or Rosewood Legrest	\$21.66 ea.
08	298-217-CL	Blue Ridge, Jade or Rosewood Footrest	\$21.66 ea.
09	298-218	Footrest Support Bar	\$11.10 ea.
10	298-219	Recliner Mechanism (Left & Right)	\$87.19 pr.
11	298-220	Table Tray	\$48.16 ea.
12	298-221	Front Caster	\$20.44 ea.
13	298-222	Recliner Frame	\$99.47 ea.
14	298-223	Rear Locking Caster	\$43.24 ea.
15	298-224-CL	Blue Ridge, Jade or Rosewood Armrest	\$18.47 ea.
16	298-225	Recliner Hardware Pack	\$23.96 pk.
17	298-226	Side Panels (Left & Right)	\$71.90 pr.

Drive Tray Release Button

299-150 \$4.36 ea.



Winco

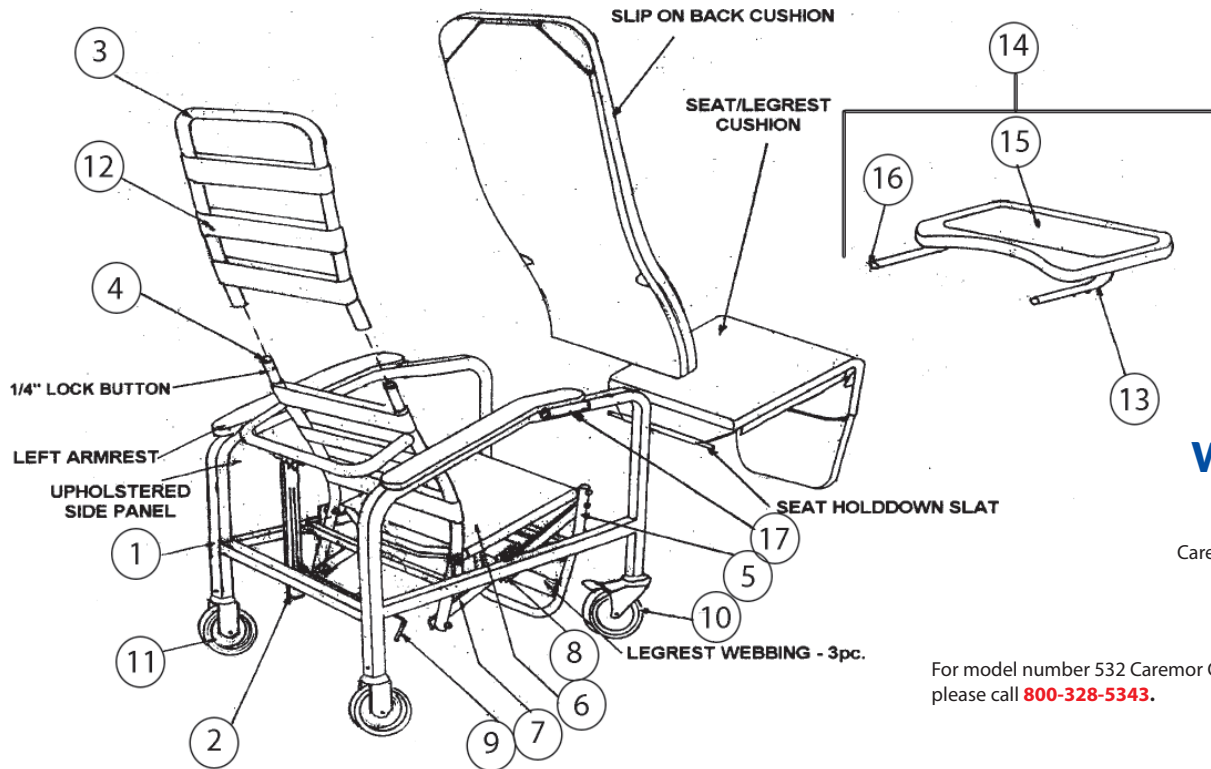
Model Number
510
Golden Years Chair

Fig.	Part #	Description	Price
01	297-605	Footrest Tube Assembly	\$34.15 pr.
02	297-600	Back Frame	\$47.59 ea.
03	297-601	Seat Frame	\$211.06 ea.
04	307-675	Tray Arm Right	\$20.04 ea.
04	307-676	Tray Arm Left	\$20.04 ea.
05	307-685	Plastic Blow Molded Tray	\$69.00 ea.
06	296-104	5" Swivel Caster w/Brake	\$66.86 ea.
07	296-203	5" Rigid Caster	\$48.48 ea.
08	307-686	3/4" Black Ball Glide	\$2.62 ea.
09	297-606	Tube Insert Flanged	\$4.42 ea.
09	297-607	Tube Insert Plain	\$2.98 ea.
10	307-604	Foam Handgrip 24"	Disc.
11	297-608	Footrest, Black Nylon	\$24.41 ea.
15	294-260	Tray Complete	\$100.52 ea.
	290-6CL	Replacement Seat	Disc.
	291-6CL	Replacement Back	Disc.
	177-0CL	Padded Armrest	Disc.

*** Note:** When ordering upholstery specify the color, Royal Blue, Taupe, Moss Green, Hunter Green, Grey, Burgundy, Mauve, Blueridge

Recliners

Visit us online
Ocelco.com
 for additional products & options



Winco
 Models
 533/534
 Caremor Recliner

For model number 532 Caremor Cliner parts
 please call **800-328-5343**.

Fig.	Part #	Description	Price	Fig.	Part #	Description	Price
01	Disc.	Steel Main Frame	Disc.	11	296-203	5" Rigid Caster	\$48.48 ea.
02	Disc.	Position Lock Slide Bar	Disc.	12	307-712	Caster Sleeve	\$6.30 ea.
03	298-610	Steel Back Frame - Top	\$51.47 ea.	13	307-714	Back Webbing	\$15.34 ea.
04	298-611	Steel Back Frame - Bottom	\$143.63 ea.			For 533 Chair Only	
05	298-627	Steel Legrest Frame	\$49.31 ea.	13	307-675	Tray Arm, Right	\$20.04 ea.
06	307-718	Seat Frame with Webbing	\$104.03 ea.		307-676	Tray Arm, Left	\$20.04 ea.
	298-608	Seat Strap	\$3.00 ea.		307-677	Tray Arm strap	\$6.30 ea.
07	307-703	Torsion Bar	\$32.13 ea.	14	294-260	Blow Molded Tray Complete	\$100.52 ea.
08	307-704	Torsion Slide Plates	\$30.46 ea.		307-681	Valco Snap Button, Right	\$14.32 ea.
09	307-707	Position Lock Handle	\$31.37 ea.		307-682	Valco Snap Button, Left	\$14.32 ea.
	307-711	Replacement Position Lock Kit	\$45.78 ea.	15	307-685	Plastic Blow Molded Tray Only	\$69.00 ea.
	307-800	5/16" Position Lock Handle	\$45.64 ea.	16	307-686	3/4" Black Ball Glide	\$2.62 ea.
10	296-104	5" Swivel Caster Total Lock	\$64.91 ea.		307-687	3/4" Insert Glide	\$2.78 ea.
				17	297-606	Tray Receiving Tube Insert-Flanged	\$4.42 ea.
					297-607	Tray Receiving Tube Insert-Plain	\$2.98 ea.

Upholstery Colors	Seat/Leg.	Back	Arms	Side Panel
Royal Blue	298-612-68	307-728	298-609-68	298-613-68
Taupe	298-612-82	307-729	298-609-82	298-613-82
Moss Green	298-612-55	307-638	298-609-55	298-613-55
Hunter Green	298-612-51	307-731	298-609-51	298-613-51
Burgundy	298-612-27	307-639	298-609-27	298-613-27
Mauve	298-612-23	307-733	298-609-23	298-613-23
Blue Ridge	298-612-62	307-734	298-609-62	298-613-62
Price	\$159.33 ea.	Disc.	\$83.16 ea.	Disc.

Help is Only A Phone Call Away

If there is an item you are looking for and can not find or have any questions, please feel free to call one of our customer service representatives and they will be happy to assist you. **800-328-5343**

Recliners

Winco

Models
524/525
Convalescent
Recliner

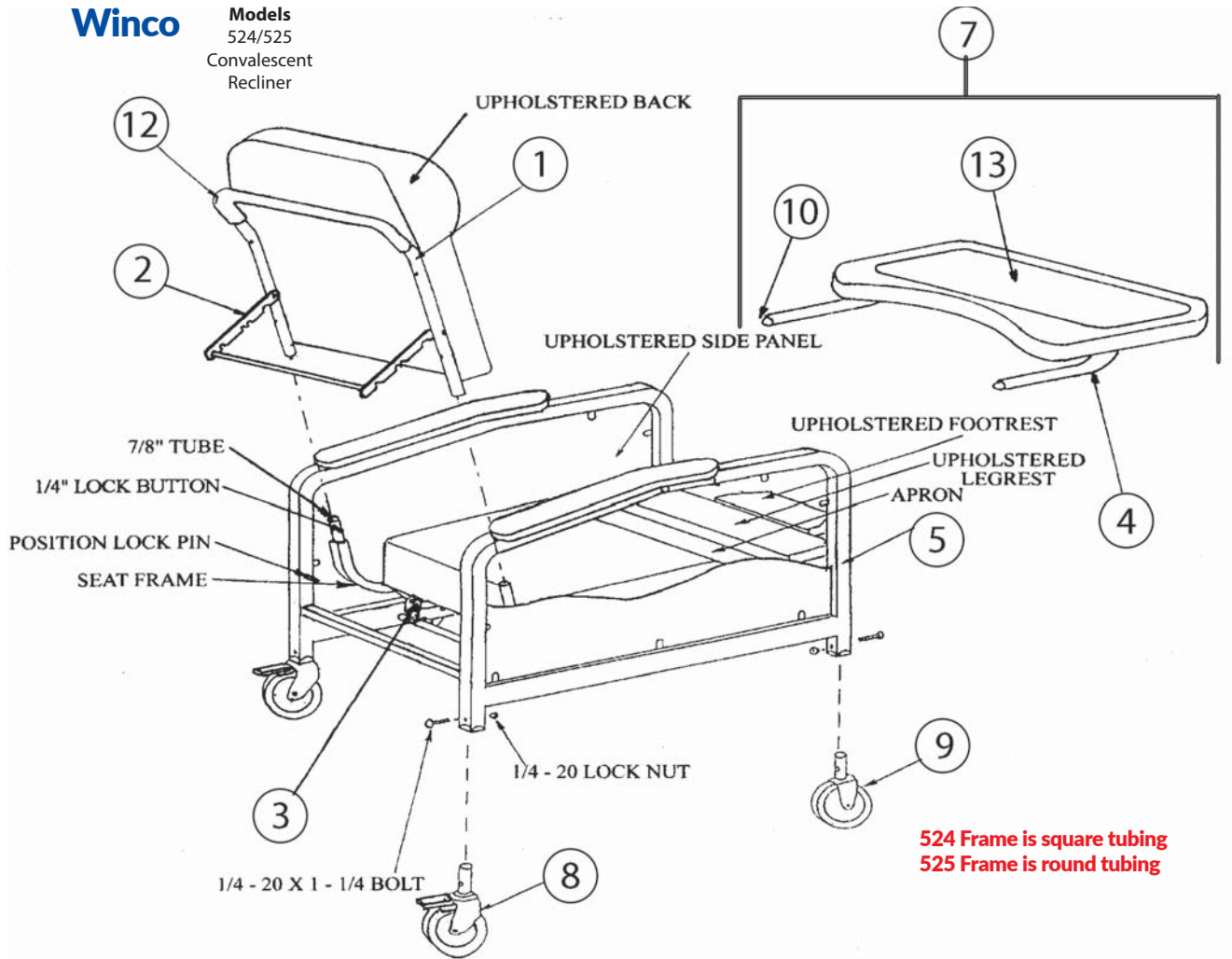


Fig.	Part #	Description	Price	Fig.	Part#	Description	Price
01	307-670	Back frame	\$69.00 ea.	09	296-203	5" Rigid caster	\$48.48 ea.
	307-671	Slat for apron	\$3.00 ea.	10	307-686	3/4" Black ball glide for tray arms	\$2.62 ea.
02	307-672	Position lock bar	\$50.43 ea.		307-687	3/4" Insert glide for tray arms	\$2.78 ea.
03	307-003	Mechanism left w/ seat rail	\$225.67 pr.	11	297-606	Tube inserts flanged	\$4.42 ea.
		Mechanism right w/ seat rail			297-607	Tube inserts plain	\$2.98 ea.
04	307-675	Tray arm right	\$20.04 ea.	12	307-604	Handgrip foam 24"	Disc.
	307-676	Tray arm left	\$20.04 ea.	13	307-685	Plastic blow molded tray only	\$69.00 ea.
	307-677	Tray arm strap (524)	\$6.30 ea.	Upholstered Items (Specify Color)			
	298-625	Tray arm strap (525 coated)	\$6.48 ea.		298-614-CL	Seat	\$124.60 ea.
05	298-620	Steel main frame (524)	\$247.58 ea.		298-606-CL	Back	\$171.06 ea.
	298-626	Steel main frame (525)	\$291.22 ea.		298-609-CL	Arms (pr)	\$83.16 ea.
07	294-260	Blow molded tray w/arms complete	\$100.52 ea.		298-629-CL	Legrest	Disc.
	307-681	Valco snap button for tray arm right	\$14.32 ea.		298-616-CL	Footrest	Disc.
	307-682	Valco snap button for tray arm left	\$14.32 ea.		298-618-CL	Side Panel	Disc.
08	296-104	5" Swivel caster w/ brake	\$66.86 ea.		298-634-CL	Apron	Disc.

* **Note:** When ordering upholstery specify the color, Royal Blue, Taupe, Moss Green, Hunter Green, Grey, Burgundy, Mauve, Blueridge

Recliners

Visit us online
Ocelco.com
 for additional products & options

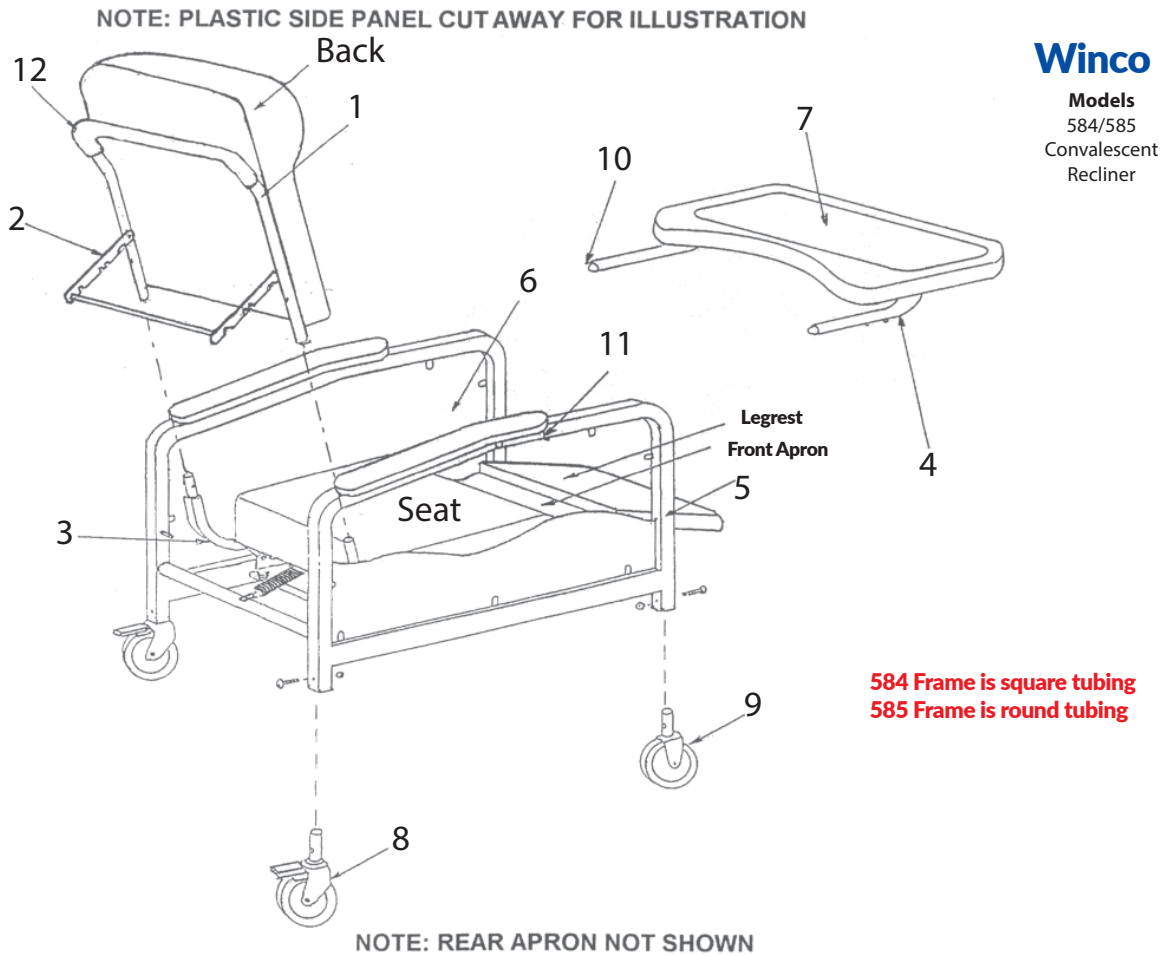


Fig.	Part #	Description	Price	Fig.	Part#	Description	Price
01	307-670	Back frame	\$69.00 ea.	07	294-260	Blow molded tray w/arms complete	\$100.52 ea.
	307-671	Slat for apron	\$3.00 ea.		307-681	Valco snap button for tray arm right	\$14.32 ea.
02	307-672	Position lock bar	\$50.43 ea.		307-682	Valco snap button for tray arm left	\$14.32 ea.
03	307-673	Mechanism left w/ seat rail-584	\$44.15 ea.	08	296-104	5" Swivel caster w/ brake	\$66.86 ea.
	307-674	Mechanism right w/ seat rail-584	\$44.15 ea.	09	296-203	5" Rigid caster	\$48.48 ea.
	307-690	Mechanism left w/ seat rail-585	\$78.40 ea.	10	307-686	3/4" Black ball glide for tray arms	\$2.62 ea.
	307-691	Mechanism right w/ seat rail-585	\$78.40 ea.		307-687	3/4" Insert glide for tray arms	\$2.78 ea.
04	307-675	Tray arm right	\$20.04 ea.	11	297-606	Tube inserts flanged	\$4.42 ea.
	307-676	Tray arm left	\$20.04 ea.		297-607	Tube inserts plain	\$2.98 ea.
	307-677	Tray arm strap	\$6.30 ea.	12	307-604	Handgrip foam 24"	\$Disc
05	307-678	Steel main frame-584	\$247.58 ea.		307-685	Plastic blow molded tray only	\$69.00 ea.
	307-607	Steel main frame-585	Disc.	Upholstered Items (Specify Color)			
06	296-679	Plastic side panel-584	\$22.96 ea.		298-678-CL	Seat	\$71.47 ea.
	307-608	Plastic side panel left-585	\$47.78 ea.		298-606-CL	Back	\$171.06 ea.
	307-609	Plastic side panel right-585	\$47.78 ea.		298-609-CL	Arms (pr)	Disc.
					298-682-CL	Legrest - 584	Disc.
					307-300-CL	Apron	Disc.

* **Note:** When ordering upholstery specify the color, Royal Blue, Taupe, Moss Green, Hunter Green, Grey, Burgundy, Mauve, Blueridge

Recliners



Winco

Model
653
Care Cliner
w/Tables

Fig.	Part #	Description	Price
01	Disc.	Main frame	Disc.
	298-628	Slat for apron	\$7.08 ea.
02	298-630	Seat Frame	\$73.88 ea.
03	298-631	Back Frame	\$250.58 ea.
04	298-632	Release Handle	\$39.11 ea.
	298-633	5/16" Hinge rod	\$4.56 ea.
	Disc.	Leg Extensions	Disc.
05	298-635	Side Table Assembly	\$81.95 ea.
06	298-636	Side Table Hinge	\$19.93 pr.
07	298-637	Reclining mechanism, left	\$83.98 pr.
	298-638	Reclining mechanism, right	\$83.98 pr.
08	298-639	Release cable	\$42.07 ea.
09	298-640	Operator lever	\$32.96 ea.
10	296-104	5" Total lock casters	\$66.86 ea.
11	298-641	Gas cylinder	\$56.55 ea.

Fig.	Part#	Description	Price
12	298-642	Clevis pin	\$4.50 ea.
13	298-643	Bow tie cotter pins	\$2.40 ea.
14	298-644	Clevis pin	\$3.33 ea.
15	298-645	Blow molded side table only	\$50.79 ea.
16	298-646	2" Webbing for back	\$14.00 ea.
Upholstered Items (Specify Color)			
17	298-647-CL	Upholstered seat cushion	Disc.
18	298-648-CL	Upholstered back cushion	Disc.
19	298-649-CL	Upholstered armrest	Disc.
20	298-650-CL	Upholstered legrest	Disc.
	298-651	Upholstered legrest-Grey	Disc.
21	298-652-CL	Upholstered footrest	Disc.
	298-653	Upholstered footrest-Grey	Disc.
22	298-656-CL	Upholstered side panel	Disc.
	298-657	Upholstered side panel-Grey	Disc.
	298-654-CL	Upholstered apron	Disc.
	298-655	Upholstered apron-Grey	Disc.

* **Note:** When ordering upholstery specify the color, Royal Blue, Taupe, Moss Green, Hunter Green, Grey, Burgundy, Mauve, Blueridge

Recliners

Visit us online
Ocelco.com
 for additional products & options

Winco

Model
 655
 Drop Arm
 Care Cliner

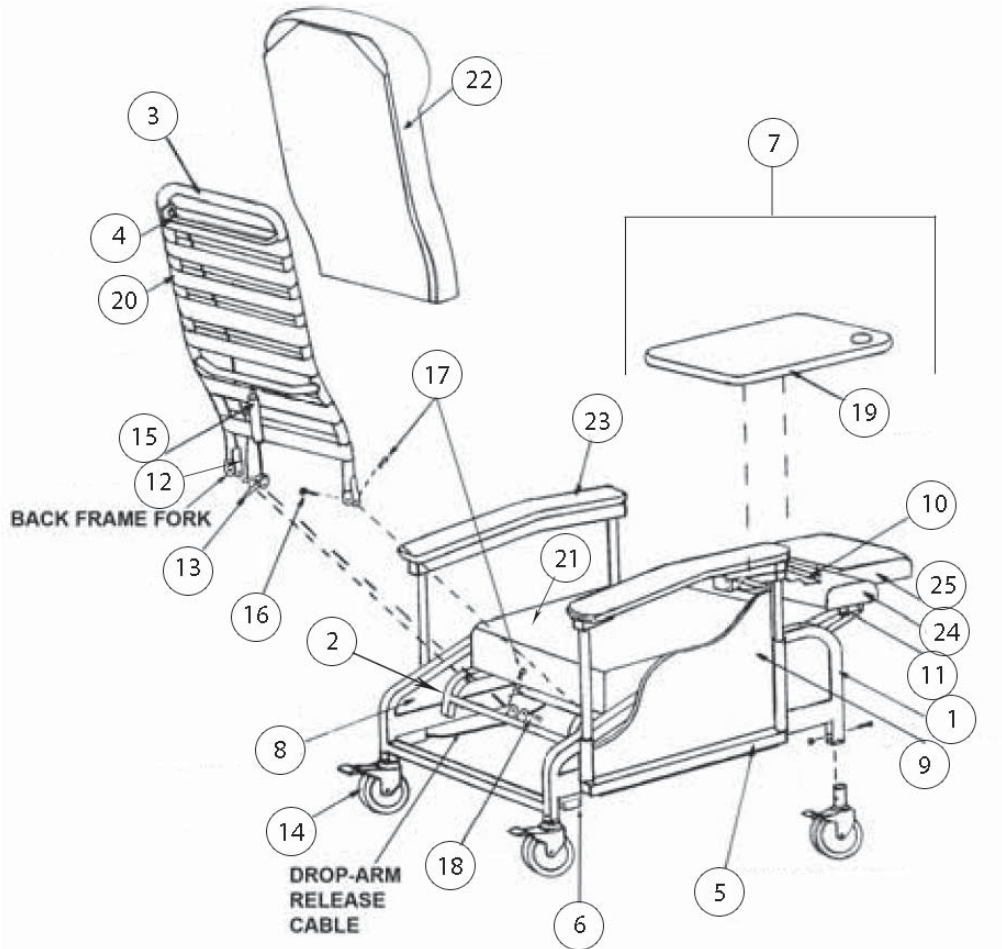


Fig.	Part #	Description	Price	Fig.	Part#	Description	Price
01	298-658	Main frame	\$317.69 ea.	11	298-700	Reclining mechanism, pair	217.23 pr.
	298-628	Slat for apron	\$7.08 ea.	12	298-639	Release cable	\$42.07 ea.
02	298-630	Seat Frame	\$73.88 ea.	13	298-640	Operator lever	\$32.96 ea.
	298-661	Seat frame w/mechanisms	\$278.50 set	14	296-104	5" Total lock casters	\$66.86 ea.
03	298-631	Back Frame	\$250.58 ea.	15	298-641	Gas cylinder	\$56.55 ea.
04	298-632	Release Handle	\$39.11 ea.	16	298-642	Clevis pin	\$4.50 ea.
	298-633	5/16" Hinge rod	\$4.56 ea.	17	298-643	Bow tie cotter pins	\$2.40 ea.
05	298-691	Drop arm right	\$115.24 ea.	18	298-644	Clevis pin	\$3.33 ea.
	298-692	Drop arm left	\$115.24 ea.	19	298-645	Blow molded side table only	\$50.79 ea.
06	298-659	Drop arm release bar	\$93.87 ea.	20	298-646	2" Webbing for back	\$14.00 ea.
	298-660	Drop arm lower brace w/clip	\$44.63 ea.	Upholstered Items (Specify Color)			
07	298-635	Side Table Assembly	\$81.95 ea.	21	298-647-CL	Upholstered seat cushion	Disc.
08	298-693	Plastic side panel for main frame	\$36.85 ea.	22	298-648-CL	Upholstered back cushion	Disc.
09	298-662	Plastic side panel for drop arm	\$36.85 ea.	23	298-649-CL	Upholstered armrest	Disc.
	298-656-CL	Upholstered side panel	Disc.	24	298-650-CL	Upholstered legrest	Disc.
	298-657	Upholstered side panel-Grey	Disc.		298-651	Upholstered legrest-Grey	Disc.
10	298-636	Side Table Hinge	\$19.39 pr.		298-652-CL	Upholstered footrest	Disc.
					298-653	Upholstered footrest-Grey	Disc.
					298-654-CL	Upholstered apron	Disc.
					298-655	Upholstered apron-Grey	Disc.

* **Note:** When ordering upholstery specify the color, Royal Blue, Taupe, Moss Green, Hunter Green, Grey, Burgundy, Mauve, Blueridge

Recliners

Winco

Model
529
XL Care Cliner
w/Tables

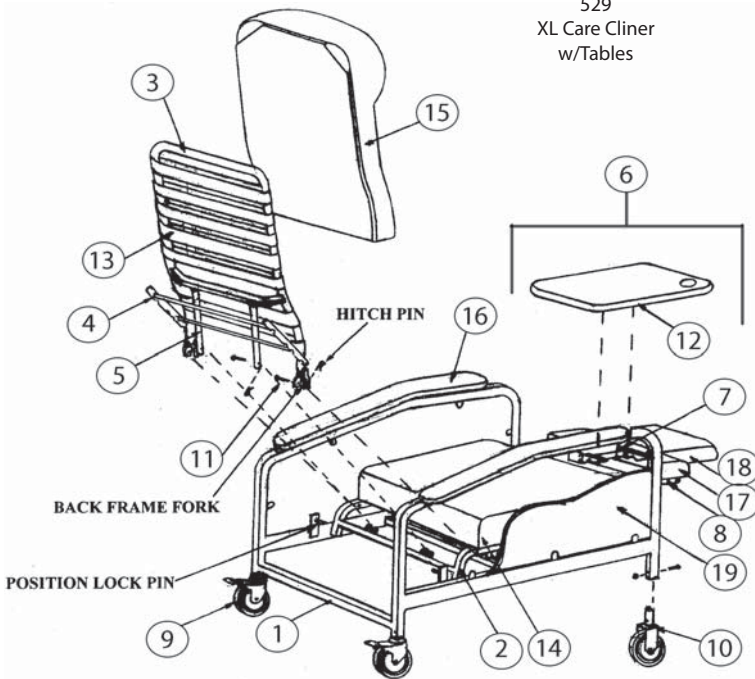


Fig.	Part #	Description	Price
01	Disc.	Main frame	Disc.
	298-663	Slat for apron	\$7.08 ea.
02	298-667	Seat Frame	\$87.31 ea.
	298-668	Seat Frame w/ mechanisms	\$262.00 set
03	Disc.	Back Frame	Disc.
04	298-664	Position lock bar	\$60.52 ea.
	298-633	5/16" Hinge rod	\$4.56 ea.
05	298-665	Back support strut	\$34.15 ea.
06	298-635	Side Table Assembly	\$81.95 ea.
07	298-636	Side Table hinge	\$19.93 pr.
08	298-700	Reclining mechanism, pair	\$217.23 pr.
09	296-104	5" Total lock caster	\$66.86 ea.
10	296-203	5" Rigid caster	\$48.48 ea.
11	298-642	Clevis pin	\$4.50 ea.
12	298-645	Blow molded side table only	\$50.79 ea.
13	298-669	Adjustable elastic straps	\$14.00 ea.
Upholstered Items (Specify Color)			
14	298-670-CL	Upholstered seat cushion	Disc.
15	298-671-CL	Upholstered back cushion	\$193.95 ea.
16	298-672-CL	Upholstered armrest	\$81.21 ea.
17	298-673-CL	Upholstered legrest	\$81.74 ea.
	298-674	Upholstered legrest-taupe	Disc.
18	298-675-CL	Upholstered footrest	Disc.
19	298-677-CL	Upholstered side panel	Disc.
	298-676-CL	Upholstered apron	Disc.

* **Note:** When ordering upholstery specify the color, Royal Blue, Taupe, Moss Green, Hunter Green, Grey, Burgundy, Mauve, Blueridge

Winco

Model
654
XL Care Cliner
w/Tables

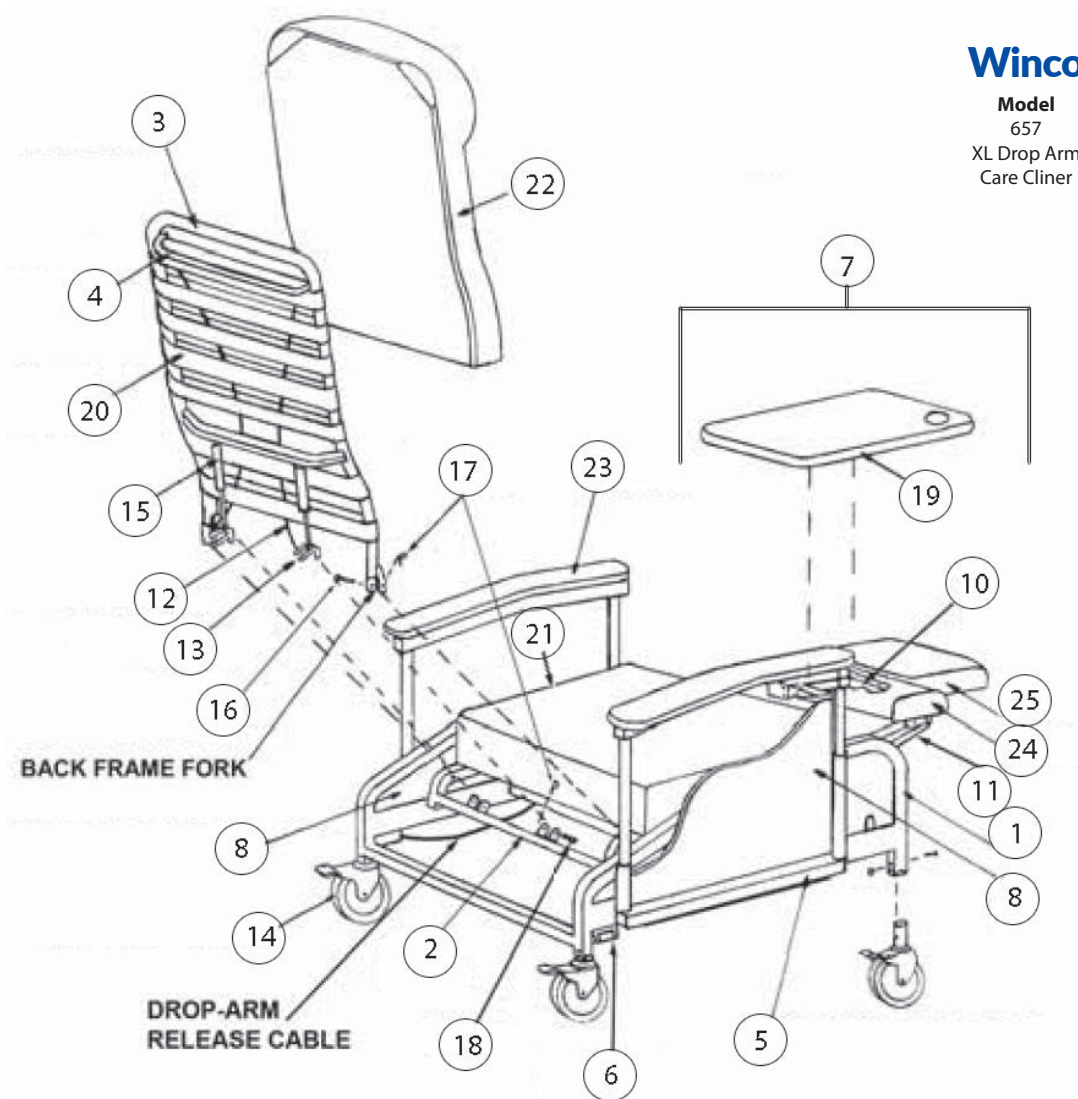


Fig.	Part #	Description	Price
01	Disc.	Main frame	Disc.
	298-663	Slat for apron	\$7.08 ea.
02	298-667	Seat Frame	\$87.31 ea.
	298-668	Seat Frame w/ mechanisms	\$262.00 set
03	298-679	Back Frame	\$279.95 ea.
04	298-680	Release Handle	\$15.24 ea.
	298-633	5/16" Hinge rod	\$4.56 ea.
05	298-639	Release cable	\$42.07 ea.
06	298-635	Side Table Assembly	\$81.95 ea.
07	298-636	Side Table hinge	\$19.93 pr.
08	298-700	Reclining mechanism, pair	\$217.23 pr.
09	298-640	Operator lever	\$32.96 ea.
10	296-104	5" Total lock caster	\$66.86 ea.
11	298-642	Clevis pin	\$4.50 ea.
12	298-641	Gas cylinder	\$56.55 ea.
13	298-643	Bow tie cotter pins	\$2.40 ea.
14	298-644	Clevis pin	\$3.33 ea.
15	298-645	Blow molded table only	\$50.79 ea.
16	298-669	Adjustable elastic straps	\$14.00 ea.
Upholstered Items (Specify Color)			
17	298-670-CL	Upholstered seat cushion	\$158.55 ea.
18	298-671-CL	Upholstered back cushion	\$193.95 ea.
19	298-681-CL	Upholstered armrest	Disc.
20	298-673-CL	Upholstered legrest	\$81.74 ea.
	298-674	Upholstered legrest-taupe	Disc.
21	298-675-CL	Upholstered footrest	Disc.
22	298-677-CL	Upholstered side panel	Disc.
	298-676-CL	Upholstered apron	Disc.

* **Note:** When ordering upholstery specify the color, Royal Blue, Taupe, Moss Green, Hunter Green, Grey, Burgundy, Mauve, Blueridge

Recliners

Visit us online
Ocelco.com
 for additional products & options



Winco

Model
 657
 XL Drop Arm
 Care Cliner

Fig.	Part #	Description	Price
01	298-694	Main frame	\$317.69 ea.
	298-663	Slat for apron	\$7.08 ea.
02	298-667	Seat Frame	\$87.31 ea.
03	298-679	Back Frame	\$279.95 ea.
04	298-680	Release Handle	\$15.24 ea.
	298-633	5/16" Hinge rod	\$4.56 ea.
05	298-691	Drop arm right	\$115.24 ea.
	298-692	Drop arm left	\$115.24 ea.
06	298-659	Drop arm release bar	\$93.87 ea.
07	298-635	Side Table Assembly	\$81.95 ea.
08	298-693	Plastic side panel for main frame	\$36.85 ea.
	298-677-CL	Upholstered side panel	Disc.
10	298-636	Side Table Hinge	\$19.93 pr.
11	298-700	Reclining mechanism, pair	\$217.23 pr.

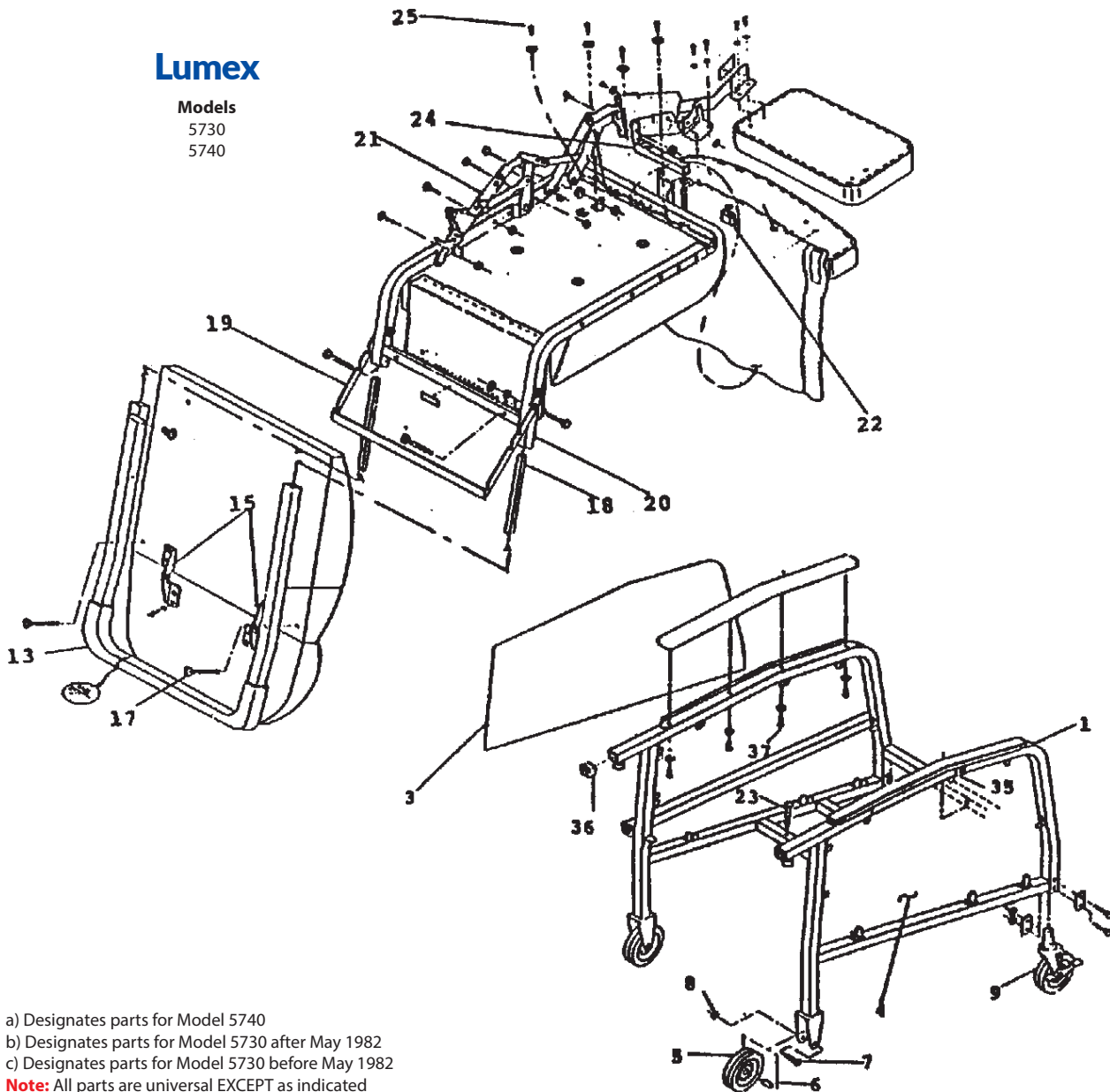
Fig.	Part #	Description	Price
12	298-639	Release cable	\$47.07 ea.
13	298-640	Operator lever	\$32.96 ea.
14	296-104	5" Total lock casters	\$66.86 ea.
15	298-641	Gas cylinder	\$56.55 ea.
16	298-642	Clevis pin	\$4.50 ea.
17	298-643	Bow tie cotter pins	\$2.40 ea.
18	298-644	Clevis pin	\$3.33 ea.
19	298-645	Blow molded side table only	\$50.79 ea.
20	298-646	2" Webbing for back	\$14.00 ea.
Upholstered Items (Specify Color)			
21	298-670-CL	Upholstered seat cushion	Disc.
22	298-671-CL	Upholstered back cushion	\$193.95 ea.
23	298-681-CL	Upholstered armrest	Disc.
24	298-673-CL	Upholstered legrest	\$81.74 ea.
	298-674	Upholstered legrest-taupe	Disc.
25	298-675-CL	Upholstered footrest	Disc.
	298-676-CL	Upholstered apron	Disc.

* **Note:** When ordering upholstery specify the color, Royal Blue, Taupe, Moss Green, Hunter Green, Grey, Burgundy, Mauve, Blueridge

Recliners

Lumex

Models
5730
5740



- a) Designates parts for Model 5740
 b) Designates parts for Model 5730 after May 1982
 c) Designates parts for Model 5730 before May 1982
Note: All parts are universal EXCEPT as indicated

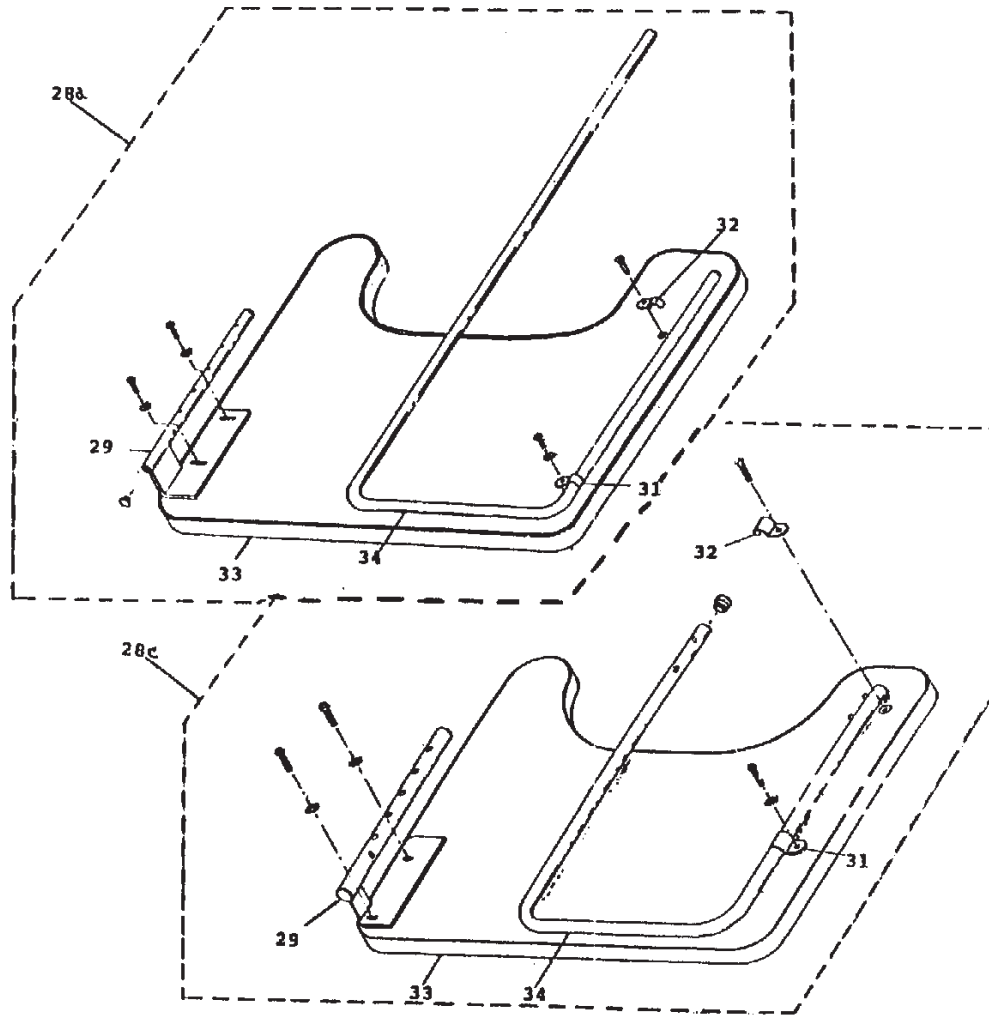
Fig.	Part #	Description	Price	Fig.	Part #	Description	Price
01	298-222	Main frame assy.	\$99.47 ea.	17	307-219	Back att. screws	Disc.
02a	299-800	Button kit	\$3.87 ea.	18bc	307-220	Plated insert tubes	\$13.20 ea.
3&4	307-208	Grey (Pair) side panels	\$36.11 pr.	19	307-221	Back lock/inc. hardware	\$24.85 ea.
05	296-200	Front wheel	Disc.	20	307-222	Lower back brace	\$88.06 ea.
06	296-214	Front wheel & bushing	\$5.14 ea.	21	307-223	Rec. Mechanisms set	\$121.77 pr.
07	298-901	Front wheel axle	\$14.56 ea.	22	307-224	Back brace end cap	\$2.04 ea.
08	298-902	Front wheel nut	Disc.	23	307-225	Hardware pkg. recliner Mechanisms	Disc.
09a	298-918	5" Rear swivel caster	\$84.64 ea.	24	307-226	Torque tube assy.	\$14.98 ea.
13	307-215	Back bend / hand grip	\$21.76 ea.	25	307-227	Hardware pkg. legrest	\$13.32 ea.
14	307-216	Replacement hand grip	\$19.65 ea.	26	298-907	Hardware pkg. skirt/f/r	Disc.
15	307-217	Back hinge set/hardware	\$21.00 pr.	a	307-210	Table lock-out clip	\$13.72 ea.
16	307-218	Pull button for back	\$15.40 ea.				

Recliners

Visit us online
Ocelco.com
 for additional products & options

Lumex

Models
 5730



- a) Designates parts for Model 5740
 - b) Designates parts for Model 5730 after May 1982
 - c) Designates parts for Model 5730 before May 1982
- Note:** All parts are universal EXCEPT as indicated

Fig.	Part #	Description	Price	Fig.	Part #	Description	Price
27	* Replacement Upholstery			30	298-914	Table hardware pkg.	\$12.68 ea.
	307-229	Seat	\$86.39 ea.	31ab	298-915	Table clip	Disc.
	307-230	** Back	\$132.35 ea.	31c	298-801	Table clip	\$23.89 ea.
	307-231	Footrest	\$28.75 ea.	32ab	Disc.	Counter table clip	Disc.
	307-232	Legrest, front skirt	\$29.78 ea.	32c	298-801	Counter table clip	\$23.89 ea.
	299-901-CL	Armrest	\$24.95 ea.	33	295-290	Table top only blow molded	\$21.19 ea.
28	307-241	Table top complete (Lavender plastic)	Disc.	34ab	307-249	Table arm assy. wood tray	\$57.83 ea.
	307-242	Table top complete (Grey plastic)	\$113.71 ea.	34c	307-250	Table arm assy.	Disc.
28ab	307-240	Table top comp (wood)	Disc.	35	Disc.	Bag hook	Disc.
28c	294-291	Table top comp (wood)	Disc.	36	298-917	Square reducer cap	\$1.16 ea.
29	298-913	Table plate hardware	Disc.	37	307-253	Armrest screw	Disc.
				a	307-228	Wood table for Grey frame chair retrofit kit	\$127.97 ea.

* **Note:** When ordering upholstery specify the color, Rosewood, Royal Blue, Blue Ridge, Pecan or Terra Cotta
 ** **Note:** When ordering a back for model 5730 you must also order #307-215 & #307-217

Recliners

Lumex

Models

5650
565G
565PG
565WG
565DG
565TG

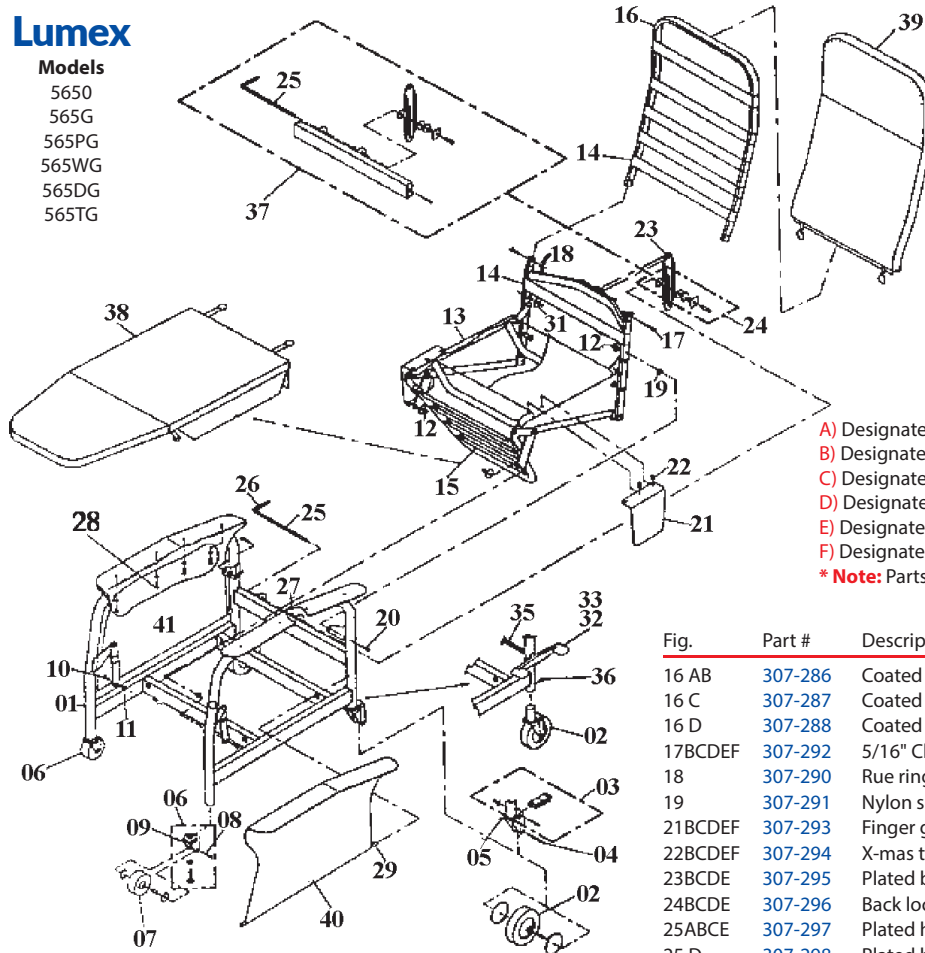


Table Tray Complete



For Models 565, 565T, 565D

281-925 \$82.86 ea.

For Petite Models

281-928 \$123.86 ea.

For Wide Models

281-929 \$138.57 ea.

- A) Designates parts for 5650 (bolted frame)
 - B) Designates parts for 565G (welded frame)
 - C) Designates parts for 565Petite
 - D) Designates parts for 565Wide
 - E) Designates parts for 565Drop Arm
 - F) Designates parts for 565Tilt-in-Space
- * **Note:** Parts universal except where indicated

Fig.	Part #	Description	Price
01 B	307-261	Coated/welded main frame assy.	Disc.
01 C	307-262	Coated/welded main frame assy.	Disc.
01 D	307-263	Coated/welded main frame assy.	Disc.
02 ABC	307-264	5" Rear caster wheel	\$31.78 ea.
02 DEF	307-212	5" Total lock swivel caster	\$88.56 ea.
02 DEF	307-213	5" Directional lock swivel caster	Disc.
03 ABC	307-266	Replacement brake kit hardware	\$42.87 ea.
04 ABC	307-267	Rear axle bolt	Disc.
05 ABC	307-268	Rear axle nut	Disc.
06 ABC	307-269	Front 3" caster pts (set)	Disc.
06 D	307-270	5" wheel assembly/wide	\$57.55 ea.
6 BCEF	307-271	4" wheel assembly	\$48.24 ea.
8 ABC	307-273	Front axle bolt	Disc.
9 ABC	307-274	Front axle nut	Disc.
10	307-275	Clevis pin-short	Disc.
11	307-276	Nylon washer	Disc.
12	307-277	Retaining ring	Disc.
13 BE	307-278	Seat/Legrest assembly	\$166.58 ea.
13 A	307-279	Seat/L/R assy. w/back frame	Disc.
13 C	307-280	Seat/Legrest assembly	Disc.
13 D	307-281	Seat/Legrest assembly	\$166.73 ea.
13 F	307-260	Seat/Legrest assembly	\$161.88ea.
14 ABCEF	307-282	Back webbing	\$14.76 ea.
14 D	307-283	Back webbing wide	Disc.
15 ABC	307-284	Leg support webbing	Disc.
15 D	307-285	Leg support webbing/wide	Disc.

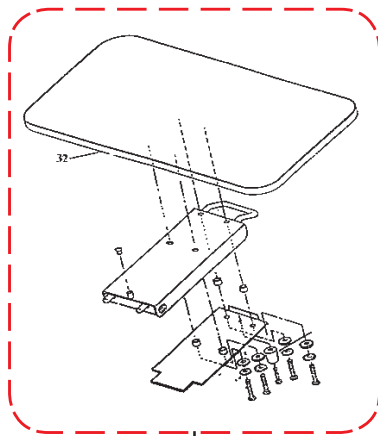
Fig.	Part #	Description	Price
16 AB	307-286	Coated back frame	Disc.
16 C	307-287	Coated back frame	Disc.
16 D	307-288	Coated back frame	Disc.
17 BCDEF	307-292	5/16" Clevis pin	\$13.00 ea.
18	307-290	Rue ring	\$12.80 ea.
19	307-291	Nylon shoulder washer	Disc.
21 BCDEF	307-293	Finger guards	Disc.
22 BCDEF	307-294	X-mas tree fasteners	Disc.
23 BCDE	307-295	Plated brake plate	\$13.72 ea.
24 BCDE	307-296	Back lock hardware package	\$47.59 ea.
25 ABCE	307-297	Plated handle	\$21.30 ea.
25 D	307-298	Plated handle	\$21.30 ea.
27	307-150	Shoulder bushing	Disc.
28	307-151	A/R hardware package (2 A/R)	Disc.
29 ABD	307-152	Coated curtain rod	\$12.90 ea.
29 C	307-153	Coated curtain rod	\$16.34 ea.
31	307-155	Flat washer	Disc.
32 D	307-156	Left brake lever	\$48.59 ea.
33 D	307-157	Right brake lever	Disc.
34 D	307-158	Nylon flat washer	Disc.
35 D	307-159	Plated brake lock bar	Disc.
36 D	307-160	Locking screw	Disc.
37 A	307-161	Retrofit brake kit	\$150.19 ea.
Upholstered Items (Specify Color)			
38 AB EF	307-162	Uph. seat/legrest cushion	\$158.60 ea.
38 C	307-163	Uph. seat/legrest cushion	\$148.21 ea.
38 D	307-164	Uph. seat/legrest cushion	\$158.40 ea.
39 AB EF	307-165	Uph. back cushion	\$143.19 ea.
39 C	307-166	Uph. back cushion	\$138.37 ea.
39 D	307-167	Uph. back cushion	\$217.19 ea.
40 ABCD	307-168	Uph. armrest (left)	\$66.95 ea.
40 EF	307-170	Uph. armrest (universal)	\$23.43 ea.
41 ABCD	307-169	Uph. armrest (right)	\$66.95 ea.
41 EF	307-171	Drop Arm Assembly (left)	\$97.39 ea.
41 EF	307-172	Drop Arm Assembly (right)	\$97.39 ea.
Not Pictured			
EF	307-173	Side panel (left), Color	\$51.55 ea.
EF	307-174	Side panel (right), Color	\$56.52 ea.
EF	307-175	Gas spring	\$46.72 ea.
F	307-176	Handle/cable assembly	\$52.16 ea.

Recliners

Visit us online
Ocelco.com
 for additional products & options

Lumex

Model
 5770L



31

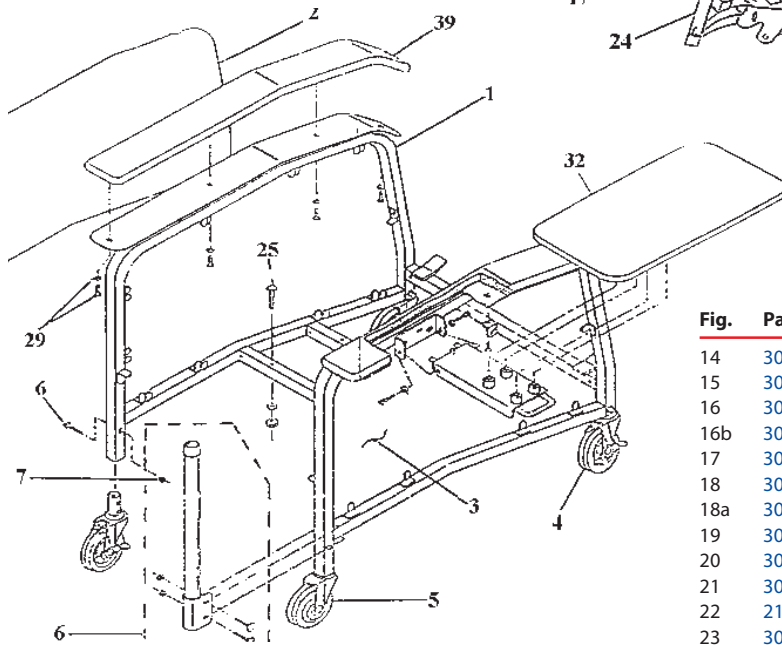
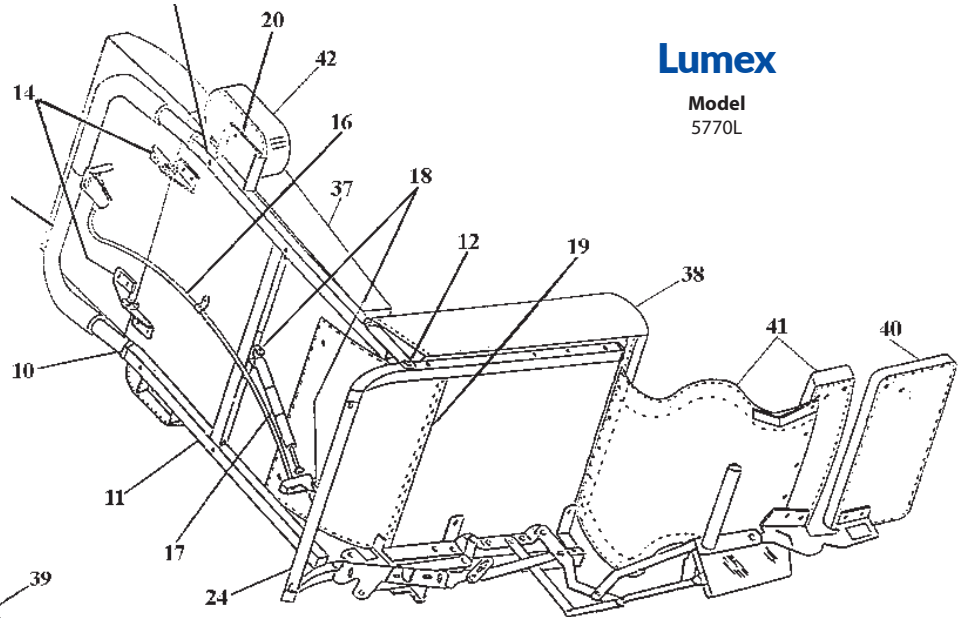


Fig.	Part #	Description	Price
14	307-217	Back hinges/hardware	\$21.00 ea.
15	307-915	Uph. back attaching screws	Disc.
16	307-916	Lever assembly w/Cable bracket	\$31.00 ea.
16b	307-203	Zinc plated lower bracket	\$19.26 ea.
17	307-918	Gas spring	\$48.59 ea.
18	307-292	Clevis pin	\$13.00 ea.
18a	307-290	Rue ring cotter	\$12.80 ea.
19	307-921	Rear skirt	Disc.
20	307-922	Support plates	Disc.
21	307-923	Screw	Disc.
22	214-204	Lockwasher	Disc.
23	307-294	X-mas tree fasteners	Disc.
24	307-926	Coated lower back brace	Disc.
24b	307-226	Torque tube assembly	\$14.98 ea.
25	307-927	End cap	Disc.
26	307-928	Torque tube assembly	Disc.
28	298-907	Hardware package leg/foot	Disc.
29	307-931	Armrest hardware package	\$13.00 ea.
31	307-933	Table assembly & hardware	\$42.94 ea.
32	307-934	Table top only	\$21.11 ea.
33	307-935	Table hardware package	Disc.
34	307-936	Table level package	Disc.
35	307-223	Recliner mechanism set	\$121.77 pr.
Upholstered Items (Specify Color)			
37	307-939	Upholstered back	\$154.52 ea.
38	307-940	Upholstered seat	\$97.76 ea.
39	307-941	Armrest	\$40.00 ea.
40	307-231	Footrest	\$28.75 ea.
41	307-943	Legrest/Skirt	\$27.74 ea.
42	307-944	Arm supports (Pair)	\$60.00 pr.

Fig.	Part #	Description	Price
01	307-901	Main frame assy/side panels	Disc.
02-03	307-903	Left and Right side panel	\$25.61 ea.
04	307-904	Brake caster-top swivel lock	\$84.64 ea.
05	307-905	Non-brake caster	\$62.40 ea.
06	307-906	Caster attaching bolt	Disc.
07	307-907	Caster attaching nut	Disc.
08	281-924	I.V. pole attach (socket only)	\$33.30 ea.
09	307-909	Push handle/grip	\$19.83 ea.
09b	307-216	Grip only	\$19.65 ea.
10	298-917	Reducer cap	\$1.16 ea.
11	307-911	Back bend assembly	Disc.
12	307-912	Clevis pin	\$2.04 ea.
13	307-913	Clevis pin clip	Disc.

Recliners

Invacare

Model 6065

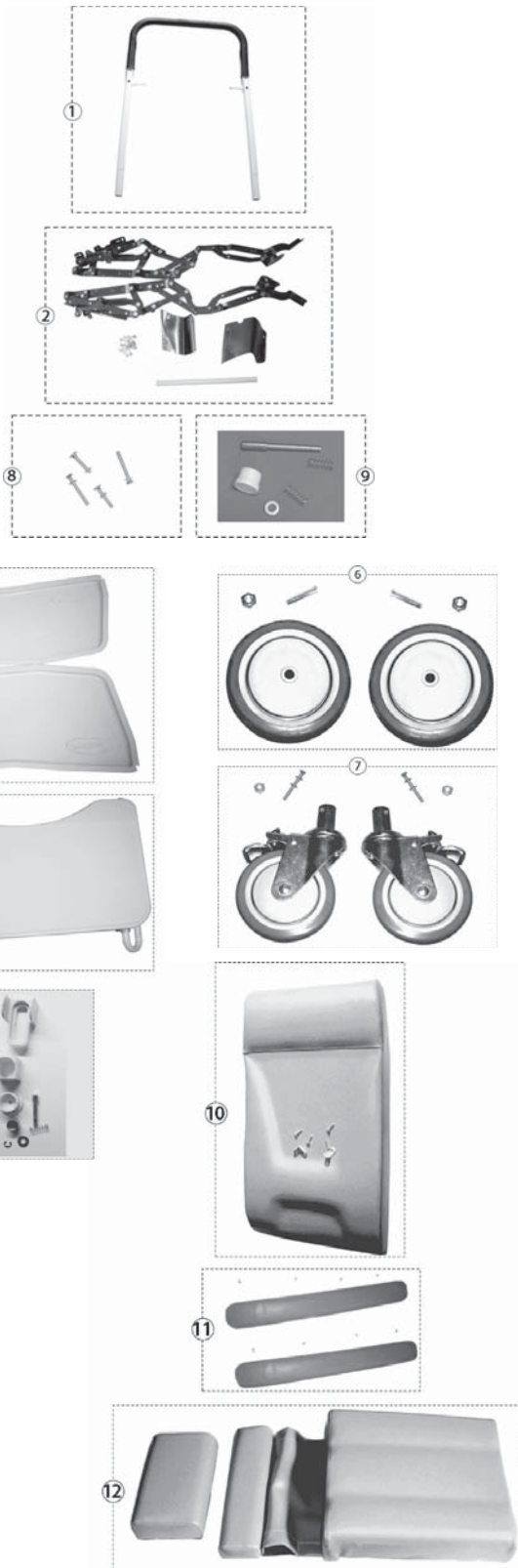


Fig.	Part #	Description	Price
01	307-491	Back Push Bar	\$83.42 ea.
02	307-492	Reclining Mechanism	\$97.34 pr.
	307-400	Rachet, not shown	\$14.88 ea.
	307-400-WD	Rachet- Wide, not shown	\$12.40 ea.
03	307-489	Side Panels, 31.8"x16.8"	Disc.
03	307-489-LG	Side Panels, 32.33"x17.24"	\$92.39 pr.
04	307-830	Tray Maintenance	\$34.46 set
05	307-402	Tray Assembly, IH6065A only	\$84.47 ea.

Front Caster Kit contains the following:

06	307-831	2 Casters 2 Panhead stem bolts 2 Nylock nuts	\$75.84 set
----	---------	--	-------------

Rear Locking Caster Kit contains the following:

07	307-832	2 Locking casters 2 Hexhead stem bolt 4 Washers 2 Hex nuts	\$75.84 set
----	---------	---	-------------

Recliner Mechanism Hardware Kit contains the following:

08	307-482	2 M6x35 Phillips screws 2 Washers 2 M6.35x50 Hexhead bolt 2 6.35mm washers	\$11.62 set
----	---------	---	-------------

Plunger Pin Kit contains the following:

09	307-401	Plunger cap Spring Washer	\$6.48 set
----	---------	---------------------------------	------------

Upholstered Items (Specify Color)

10	307-403-CL*	Side Panels, not shown	\$102.16 pr.
10	307-404-CL*	Back & Headrest for IH6065A	\$237.05 ea.
10	307-405-CL*	Back & Headrest for IH6065DA	\$250.56 ea.
10	307-407-CL*	Back & Headrest for IH6065WD	\$260.84 ea.
11	307-408-CL*	Armrest Assembly	\$44.91 pr.
12	307-409-CL*	Seat w/Footrest Pad & Skirt for IH6065A	\$259.63 ea.
12	307-410-23	Seat w/Footrest Pad & Skirt for IH6065DA	\$259.63 ea.
12	307-411-CL*	Seat w/Footrest Pad & Skirt for IH6065DA - Rosewood	\$259.63 ea.
12	307-411-CL*	Seat w/Footrest Pad & Skirt for IH6065WD	\$259.63 ea.

*Specify Color: Rosewood, Blue Ridge, Jade

Recliners

Visit us online
Ocelco.com
 for additional products & options

Invacare

Model 6077A

Fig.	Part #	Description	Price
01	307-445	Back Push Bar	\$83.42 ea.
02	307-449	Reclining Mechanism	\$92.79 pr.
03	307-488	Gas Spring with Handle	\$92.79 set
	307-400	Ratchet, not shown	\$14.88 ea.
04	307-828	Side Panels	\$102.16 pr.
05	307-829	Tray Assembly w/tubes	\$108.24 set
06	307-830	Tray Maintenance	\$34.46 set

Recliner Mechanism Hardware Kit contains the following:

07	307-482	2 M6x35 Phillips screws 2 Washers 2 M6.35x50 Hex head bolt 2 6.35mm washers	\$11.62 set
----	---------	--	-------------


Plunger Pin Kit contains the following:

08	307-401	Plunger cap Spring Washer	\$6.48 set
----	---------	---------------------------------	------------

Upholstered Items (Specify Color)

09	307-413-CL*	Back & Headrest for IH6077A	\$250.56 ea.
10	307-414-CL*	Armrest Assembly	\$70.29 pr.
11	307-415-CL*	Seat w/Footrest Pad & Skirt for IH6077A	\$259.63 ea.
12	307-416-CL*	Wing Pad Upholstery Kit	\$50.14 pr.

*Specify Color: Rosewood, Blue Ridge, Jade



Invacare

Model 6074A

Fig.	Part #	Description	Price
01	307-489	Side Panels, 31.8"x16.8"	Disc.
01	307-489-LG	Side Panels, 32.33x17.24"	\$92.39 pr.
02	307-830	Tray Maintenance	\$34.46 set


Tray Assembly contains the following:

03	307-490	2 Mounting Tubes 6Mx34 Phillips Head Screws	\$84.47 set
----	---------	--	-------------

Upholstered Items (Specify Color)

04	307-493-CL*	Back & Headrest	\$250.56 ea.
05	307-494-CL*	Armrest Assembly	\$44.91 pr.
06	307-495-CL*	Seat with Footrest	\$259.63 ea.

*Specify Color: Rosewood, Blue Ridge, Jade



Walking Aids



Dual Release Folding Walker

Easy to locate/use red button release can be operated by fingers, palm, or side of hand. Cross braces are located near hand grips to allow for full stride. Sturdy 1" diameter anodized, extruded aluminum tubing construction ensures maximum strength while remaining light-weight. Walkers with wheels include rear glide tips, allowing use on all surfaces.

AS LOW AS \$25.95

Specification:	Adult	Junior
Width (overall):	23" (25" with wheels)	23" (25" with wheels)
(inside hand grip):	17"	17"
(inside back leg):	20"	20"
Depth (opened at base):	18" (18½" with 5" Wheels)	18"
Height (highest setting):	39"	32" (34" with 5" wheels)
(lowest setting):	32"	25" (27" with 5" Wheels)
Weight Limit:	300 lbs	300 lbs

Dual Release Folding Walker

Adult, No Wheels	240-122	\$29.95
Junior, No Wheels	240-123	\$29.95
Adult, with 3" Wheels	240-162	\$36.95

Dual Release Folding Walker

Junior, with 3" Wheels	240-163	\$25.95
Adult, with 5" Wheels	240-160	\$32.95
Junior, with 5" Wheels	240-161	\$32.95



Single Release Folding Walker

Single-button release allows quick, one hand folding. Cross brace is located near hand grips to allow for full stride. Sturdy 1" diameter anodized, extruded aluminum tubing construction ensures maximum strength while remaining light-weight. Walkers with wheels include rear glide tips, allowing use on all surfaces.

Specification:	Adult
Width (overall):	23" (25" with wheels)
(inside hand grip):	17"
(inside back leg):	21"
Depth (opened at base):	18½"
Height (highest setting):	32" to 39"
Weight Limit:	300 lbs

Single Release Folding Walker

Adult, No Wheels	240-115	\$33.95
Junior, No Wheels	240-116	\$33.95
Adult, with 5" Wheels	240-166	\$37.95

Dual Palm Release Folding Walker



Palm Release feature is ideal for individuals with limited finger dexterity. Palm release "pops-up" when the walker is open. Sturdy 1" diameter anodized, extruded aluminum tubing construction ensures maximum strength while remaining light-weight.

Easy Release Folding Mechanism

Deluxe Folding Walker

Adult	240-171	\$34.95
Junior	240-172	\$34.95

Specifications:	Adult	Junior
Width (overall):	27"	27"
(inside hand grip):	19"	19"
(inside back leg):	25"	25"
Depth (opened at base):	18"	18"
Height (highest setting):	39"	32"
(lowest setting):	32"	25"
Weight Limit:	300 lbs	300 lbs

Oversized Aluminum Folding Walker, Two Button



Folding Walker

Adult	240-114	\$55.95
Junior	240-173	\$55.95

Specification:	Adult	Junior
Width (overall):	28"	28"
(inside hand grip):	17"	20"
(inside back leg):	25"	25"
Depth (opened at base):	21"	20½"
Height (highest setting):	39"	32"
(lowest setting):	32"	25"
Weight Limit:	500 lbs	500 lbs

Dual Release Folding Walker with 5" Wheels and Tennis Ball Glides

Easy to locate/use button release can be operated by fingers, palm, or side of hand. Cross braces are located near hand grips to allow for full stride. Sturdy 1" diameter anodized, extruded aluminum tubing construction ensures maximum strength while remaining light-weight.

Specification:

- Width (overall): 25"
- (inside hand grip): 17"
- (inside back leg): 20"
- Depth (opened at base): 18"
- Height (highest setting): 39"
- (lowest setting): 32"

Weight Limit: 350 lbs



Easy Release Folding Mechanism

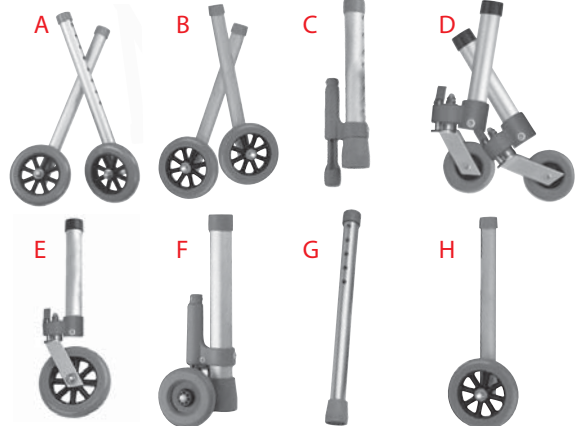
Walker with Tennis Balls	240-177	Disc.
Tennis Ball Glide Extension	250-213	\$14.95 pair
Replacement Pads for Tennis Ball Glides	250-214	\$12.95 4/pkg

Walker Attachments

Walker Attachments fit Drive, Lumex and most walkers with 1" O.D. tubing



A	3" Walker Wheels	250-190	\$10.22 pair
B	5" Wheels with Rear Glide Caps	250-189	\$11.93 pair
C	Rear Glide Brake	250-145	\$19.25 pair
D	3" Swivel Walker Wheels	250-110	\$27.20 a pair
E	5" Swivel Lock Walker Wheels	250-186	\$32.83 a pair
F	3" Rubber Wheels with Rear Glide Brakes	250-184	\$23.10 a pair
G	Extension Legs	250-182	\$18.45 a set
H	5" Wheels with Extension Legs	250-183	\$30.23 a set



Glide Ski

Durable composite construction ensures long life. Allows walker to slide easily and smoothly over most surfaces. Replaces rubber tip.

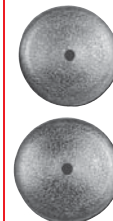
Glide Ski 250-181 \$5.95 pair



Walker Tips

Provides stability to walker.
Sold in sets of 4.
 Fit 1" O.D. Tubing.
See page 105 for more sizes

Walker Tips 250-202 \$3.75 box



Glide Cover

Glide cover for use over existing rubber tip. Allows walker to glide across most surfaces.

Glide Cover 250-180 \$3.95 pair

Clip-On Walker Basket

For use with most 1" folding walkers. Comes with plastic insert tray and cup holder. Additional inserts sold separately.



Walker Basket	249-212	\$15.37
Inserts	249-213	\$3.60

Glide Cap



Allows walker to slide easily and smoothly over most surfaces. Replaces rubber tip.

Glide Cap 250-179 \$5.95 pair

Walking Aids



NEW PRODUCT

ProBasics Deluxe 2 Button Walker



Specification:	Adult	Junior
Width:	17"	17"
Depth:	16"	16"
Height:	32" to 39"	25" to 32"
User Height:	5'4" to 6'6"	4'4" to 5'7"
Weight Capacity:	300 lbs.	300 lbs.
240-140-SZ	\$27.50 ea.	

Court-Side Glides



Features:

Longer lasting than other glide caps.
Ball pops in and out for easy replacement.
No more dangerous slicing of tennis balls.
Weight Capacity: 300 lbs.
Limited lifetime warranty.

Court-Side Glides 250-188 \$18.45 a pair




NEW PRODUCT

ProBasics Deluxe 2 Button Walker with Fixed Wheels



Specification:	Adult	Junior
Width:	17"	17"
Depth:	18-1/2"	18"
Height:	32" to 39"	25" to 32"
User Height:	5'4" to 6'6"	4'4" to 5'7"
Weight Capacity:	350 lbs.	350 lbs.
240-141-SZ	\$31.67 ea.	

Tall Leg Extensions



Adjusts to accommodate persons up to 6'6" Tall. Limited lifetime warranty.

Leg Extension
250-167 \$14.97 a set

Tall 3" Wheel Attachments with Rear legs and Glide Tips



Adjusts to accommodate persons up to 6'6" Tall. Limited lifetime warranty.


Fixed Wheel
250-166 \$15.85 a set

13" Rear Leg Extensions with Glide Tips



Use with swivel or fixed wheels. Limited lifetime warranty.

Leg Extension
250-168 \$8.10 a pair



Walker Attachments

Walker Attachments

A	3" Fixed Wheel with Rear Glide Tips	250-121	\$10.42 a pair
B	5" Fixed Wheel with Rear Glide Tips	250-165	\$12.80 a pair
C	3" Swivel Wheel with 13" Rear Leg Extensions w/Glide Tips	250-173	\$39.17 a set
D	3" Swivel Wheel with 13" Cambered SureGlide Brakes	250-171	\$46.67 a set
E	5" Swivel Wheel with 13" Cambered SureGlide Brakes	250-169	\$55.42 a set
F	3" Swivel Wheel with Rear Glide Tips	250-172	\$31.67 a pair
G	5" Swivel Wheel with Rear Glide Tips	250-170	\$42.50 a pair
H	10" Rear Wheel Brakes	250-176	\$24.17 a pair
	13" Rear Wheel Brakes	250-177	\$24.17 a pair

Walking Aids

Visit us online
Ocelco.com
for additional products & options



Easy Care Folding Walker



Dual folding mechanism is easy to operate with palms or fingers. Ideal for those with limited dexterity. Accommodates all attachments below.

Specifications:	Adult	Youth
Width:	16¼"	16¼"
Depth:	17"	16"
Height:	34" to 38"	29" to 33"
User Height:	5'4" to 6'2"	4'7" to 5'5"
Weight Capacity:	300 lbs.	300 lbs.

Folding Walker	\$50.73
Adult	240-153
Youth	240-154


Heavy Duty Folding Walker



At only 6.5 pounds, the new Guardian Heavy-Duty Walker is lightweight, yet strong. Accommodates all attachments below.

Specifications:	
Width:	19"
Depth:	16¼"
Height:	34" to 38"
User Height:	5'4" to 6'2"
Weight Capacity:	400 lbs.

Folding Walker	240-155	\$78.20
-----------------------	----------------	----------------



Walker Attachments



Walker Attachments (fits over 1" O.D. Tubing)

A	3" Grey Rubber Wheel	250-102	\$27.12 a pair
B	3" Grey Rubber Swivel Wheel	250-122	\$45.82 a pair
C	5" Grey Rubber Wheel	250-100	\$25.62 a pair
D	Standard Leg with Glide Brake	250-106	\$31.68 a pair
E	3" Grey Rubber Wheel with Brake	250-131	\$32.22 a pair
F	5" Grey Rubber Swivel Wheel	250-148	\$49.22 a pair

Walker Extensions (extends the height adjustments by up to 7")

A & G	Tall 3" Grey Rubber Wheel & Tall Leg Extensions	250-103	\$39.02 a set
B & G	Tall 3" Grey Rubber Swivel Wheels & Tall Leg Extensions	250-101	\$47.52 a set
G	Tall Leg Extensions	250-105	\$25.42 a set

Glide Caps



Glide Caps	
Lumex, 1-9/16" O.D., Black	250-156 \$3.95 pr.
Guardian, 1-1/2" O.D., White	250-157 \$2.95 pr.

Glide Caps



Allows walker to slide easily and smoothly over most surfaces. Replaces rubber tip.

Fits walkers with 1" O.D. tubing.

Glide Caps	250-179	\$5.95 pr.
------------	---------	------------

Glide Ski




Glide Ski	250-181	\$5.95 pr.
-----------	---------	------------

Glide Tips



Fits walkers with 1" O.D. tubing.

Glide Tips	
Sold Individual	250-226 \$2.68
Carton of 24	250-178 \$49.95



Glide Ski

From carpet to concrete...

Features:

These work, so you don't have to. One size adjusts to fit most walkers. Inserts easily into walker tubing. Thick, high quality material. Stainless steel tightening bolt.

Glide Ski	250-139	\$12.50 pr.
------------------	----------------	--------------------

Walking Aids

Bariatric Walkers

Specifications: Short

Height: 27" to 30"
Overall Width: 28" at bottom of legs (25" at top)
Width: 22" between tubes at top
Depth: 22" at tips (14½" at top)
Weight: 10 lbs.
Weight Capacity: 850 lbs.

Standard

33" to 36"
28" at bottom of legs (25" at top)
22" between tubes at top
21" at tips (14½" at top)
11 lbs.
850 lbs.

Tall

39" to 42"
28½" at bottom of legs (25" at top)
22" between tubes at top
22" at tips (14½" at top)
12 lbs.
850 lbs.

Bariatric Short Walker 240-801 \$127.14
Bariatric Standard Walker 240-800 \$141.43
Bariatric Tall Walker 240-802 \$156.58



Bariatric Short Walker



Bariatric Standard Walker



Bariatric Tall Walker

Utility Tips



Utility Tips Standard

Fits 1-1/8" tubes, Box of 4 250-201 \$4.27 box
Fits 1" Tubes, Box of 4 250-202 \$3.75 box
Fits 7/8" Tubes, Box of 4 250-203 \$3.75 box
Fits 3/4" Tubes, Box of 4 250-204 \$4.00 box
Fits 5/8" Tubes, Box of 4 250-205 \$3.75 box
Fits 1/2" Tubes, Box of 4 250-206 \$3.75 box

Utility Tips Deluxe

Fits 1-1/8" tubes, Box of 4 250-220 \$6.42 box
Fits 1" Tubes, Box of 4 250-221 \$5.48 box
Fits 3/4" Tubes, Box of 4 250-223 \$6.84 box
Fits 5/8" Tubes, Box of 4 250-224 \$16.00 box
Fits 1/2" Tubes, Box of 4 250-225 \$8.84 box

Walker Forearm Attachment

250-114
\$53.95



Walker Pouch



Walker Pouch 249-1CL \$17.80

Specify color from page 149

Velcro Mounted Walker Basket

Size: 16" x 5-3/4" x 7"



Walker Basket 249-200 \$14.65

Flip Tray



Flip Tray 249-201 \$33.65

Walker Padded Hand Grips



Enhance standard walker hand grips with these highly comfortable, antibacterial lightweight padded covers. One size fits all standard walkers. Made in the USA

251-114-CL \$19.90 pr.

Available Colors: Solid: Pink, Red, Purple, Royal Blue, Grey, Black, Prints: Leopard, Camo



Walker Side Bag

Stretch walker bag with side pocket. Water proof, stain resistant and bacteria resistant. 9"W x 10"L, one size fits all standard walkers. Made in the USA

251-132-CL \$24.92 ea.

Walking Aids

Visit us online
Ocelco.com
 for additional products & options



AS LOW AS \$8.95

Standard Canes

Many different styles of canes are available. We have displayed the most popular ones. If you are looking for something different please call and we will be happy to find what you need.

Cane

- A Adjustable, Offset Handle Cane 241-200 \$8.95
- B Adjustable, Standard Handle Cane 241-201 \$9.10
- C Adjustable, Folding Cane, Black 241-203-BK \$11.58
- D Cane Seat, Weight Capacity: 250 lbs 241-103 \$26.67



Quad Cane

Features:
 One button height adjustments.
 No assembly required.
Weight Capacity: 300 & 700 lbs.

Quad Cane, 300 lbs Weight Cap.

- Small Base 241-101 \$13.95
- Large Base 241-100 \$14.95

Quad Cane Heavy Duty, 700 lbs Weight Cap.

- Small Base 241-813 \$29.95
- Large Base 241-814 \$34.95



Heavy Duty Single Point Cane

Non-adjustable, fixed height, custom-made to customers specifications. Double-tubed from tip to tip for added strength. Foam grip handle.
Weight Capacity: 700 lbs.

Note: Specify Height, measure from floor to top of hand grip.

- Cane 241-801 \$79.95



NEW PRODUCT

Flex 'N Go Cane Tip

The Flex 'N Go is a special tip that can be added to almost any cane for enhanced stability and superior balance. The tip provides 3 points of contact with the ground.

Installation Tool Included

- 250-231 \$27.50




NEW PRODUCT

Free Standing Quad Cane Tip

Allows cane to stand upright on its own. Provides better balance and stability with a 4 pronged base. For use with 3/4" canes.



- 250-230 \$16.67



Cane Ice Tip

Safer walking in ice or snow. Easy flip up design when not in use. Attaches easily on all canes and crutches.

- 250-136 \$6.92

Cane Grips



- Rubber Grip** \$9.06
- 7/8" Black 251-109

Crutch Tip



- Crutch Tip**
- Jumbo, 3/4"x3" 251-106 \$4.33 pr.
- Large, 3/4"x2" 251-107 \$4.13 pr.

Hand Grip



- Hand Grip**
- Closed 251-104 \$3.07 pr.
- Split 251-105 \$4.33 pr.

Underarm Pad



- 251-103 \$4.68 pr.

Hoyer Patient Lift

**Joerns
Hoyer®**
Model # HPL402

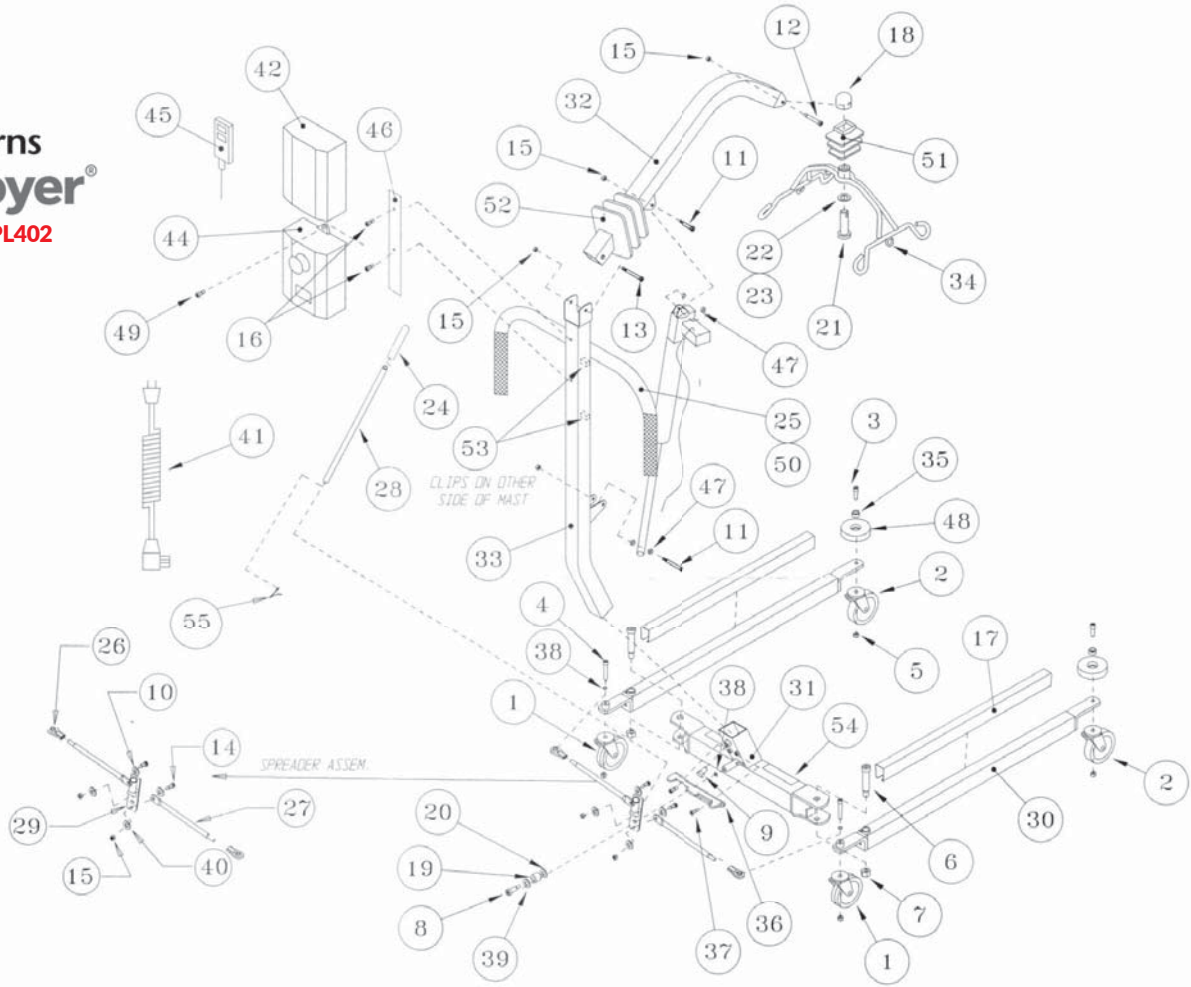


Fig.	Part #	Description	Price
1	300-137	3" Dual Wheel Caster w/Brake	Disc.
2	300-138	3" Dual Wheel Caster w/o Brake	\$67.67 ea.
3	300-139	Screw (3/8-16 x 1 1/2")	\$4.33 ea.
4	300-140	Screw (3/8-16 x 2 1/2")	\$11.08 ea.
5	300-331	Lock Nut (3/8")	\$5.26 ea.
6	300-127	Bolt (5/8-11 x 2 3/4")	\$27.93 ea.
7	300-141	Nut (5/8-11)	\$3.09 ea.
8	300-134	Bolt (3/8-16 x 1")	\$8.10 ea.
9	300-142	Bolt (1/2-13 x 3/4")	\$12.70 ea.
11	300-143	Bolt (5/16-18 x 1 3/4")	\$6.06 ea.
12	300-144	Bolt (5/16-18 x 2")	\$6.18 ea.
13	300-145	Bolt (5/16-18 x 2 1/2")	\$7.02 ea.
14	300-146	Bolt (5/16-18 x 3/8")	\$14.88 ea.
15	300-147	Nut (5/16-18)	\$0.56 ea.
16	300-148	Screw (10-32 x 3/8")	\$2.53 ea.
17	300-149	Plastic Scuff Guard	\$39.24 ea.
18	300-151	Pivot Spacer for Cradle	\$28.39 ea.
19	300-124	Spring Spacer (1/2" x 1" x 3/4")	\$27.20 ea.
20	300-153	Washer (1" x 17/32" x 1/16")	\$4.09 ea.
22	300-155	Thrust Washer	\$16.32 ea.
24	300-105	Black Plastic Grip	\$19.30 ea.
25	300-159	Foam Grip	\$25.70 ea.
26	300-205	Tie Rod End	\$20.61 ea.
28	300-161	Spreader Handle	\$39.56 ea.
29	300-206	Adjusting Lever	\$33.48 ea.
30	300-164	Base Leg	\$99.85 ea.
31	300-165	Center of Base	\$173.11 ea.
32	300-167	Boom Only	\$137.21 ea.

Fig.	Part #	Description	Price
33	300-168	Mast Only	\$115.13 ea.
34	300-169	Cradle Only	\$152.65 ea.
35	300-207	Leg Bumper Spacer	\$4.07 ea.
36	300-170	Spreader Lock	\$21.26 ea.
37	300-171	Screw (1/4-20 x 3/4")	\$5.54 ea.
38	300-172	Washer (5/8 x 3/8" x 1/16")	\$1.93 ea.
39	300-173	Washer (91.00 x .530 x .062)	\$2.49 ea.
40	300-174	Washer (3/4 x 5/16" x 1/16")	\$0.49 ea.
41	300-175	Power Cable	\$43.44 ea.
42	300-184	Battery Box	\$228.56 ea.
43	300-185	Actuator	\$817.19 ea.
44	300-186	Control Box	\$474.91 ea.
45	300-187	Hand Set	\$151.31 ea.
46	300-188	Mounting Bracket for Control Box	\$64.31 ea.
47	300-189	Washer (5/8" x 3/8" x 1/8")	\$3.16 ea.
48	300-190	Front Leg Bumper	\$58.16 ea.
49	300-191	Mounting Screw for Battery & Control Box	\$0.73 ea.
50	300-208	Plug (7/8")	\$3.09 ea.
51	300-192	Cradle Boot	\$36.37 ea.
52	300-193	Mast/Boom Boot	\$46.12 ea.

Hoyer Patient Lift

Visit us online
Ocelco.com
 for additional products & options

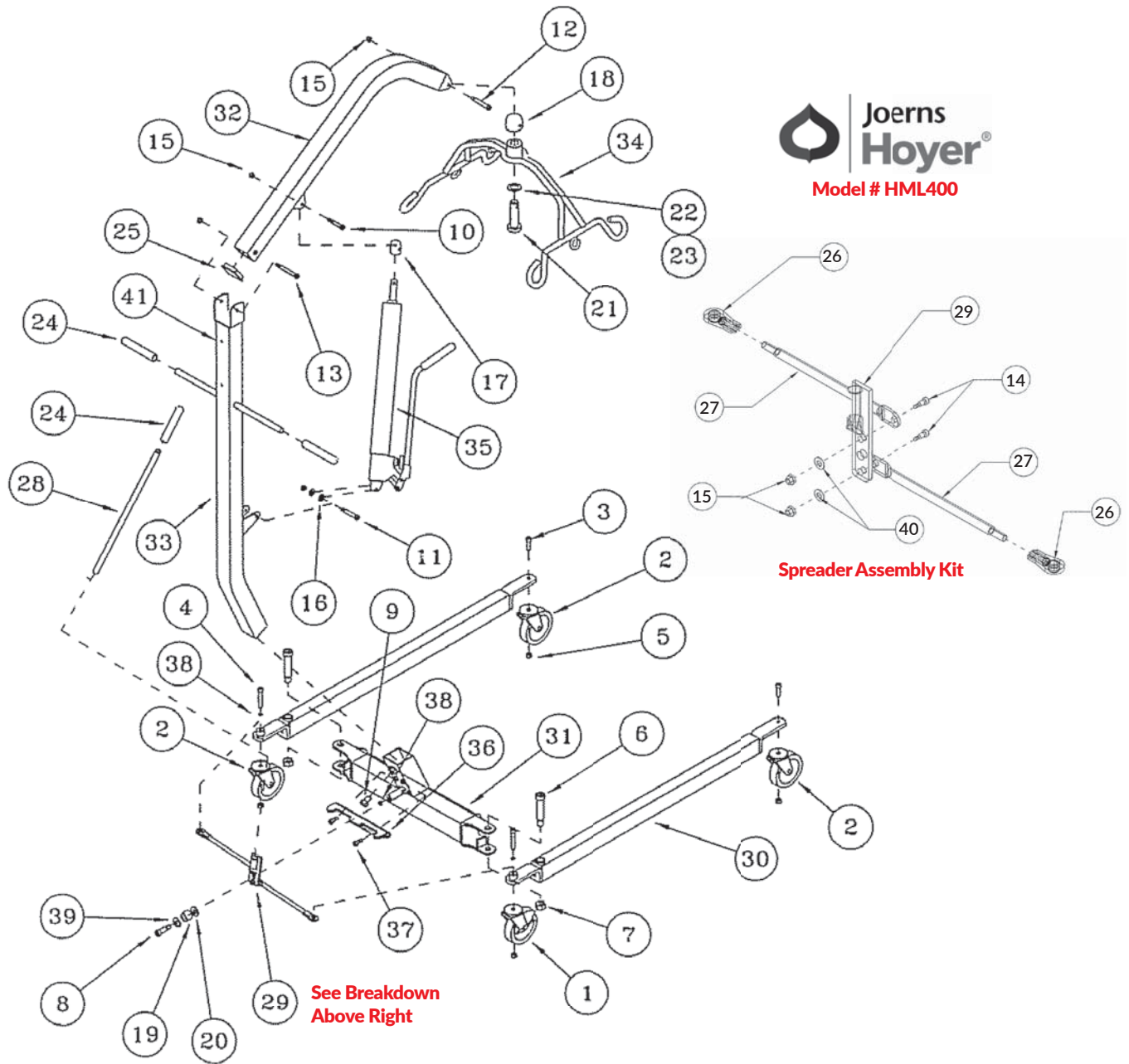


Fig.	Part #	Description	Price	Fig.	Part #	Description	Price
1, 4, 5, 38	300-258	Kit, caster, rear, w/brake	\$169.61 ea.	2, 3, 5	300-264	Kit, caster, front w/o brake	\$53.14 ea.
1-9, 14, 15, 19, 20, 24, 26-31, 36-40	300-259	Kit, base complete	\$735.75 ea.	2, 4, 5, 38	300-265	Kit, caster, rear w/o brake	\$56.53 ea.
				24	300-266	Kit, grips (set of 4)	\$10.00 ea.
				24, 28	300-267	Kit, spreader handle	\$36.94 ea.
				35	300-176	Kit, Jack assembly	\$323.16 ea.
10, 12, 13, 15, 25, 32	300-260	Kit, boom and hardware	\$235.59 ea.	4, 11, 13, 15, 16, 33, 41	300-268	Kit, mast and hardware	\$202.95 ea.
10-13, 15-17	300-261	Kit, hardware, jack/boom	\$43.81 ea.				
12, 15, 18, 21, 22	300-262	Kit, hardware, cradle	\$44.83 ea.	4, 8, 14, 15, 19, 20, 24, 26-29, 36-40	300-269	Kit, spreader assembly	\$218.20 ea.
12, 15, 18, 21, 22, 34	300-263	Kit, cradle, complete	\$155.41 ea.				

Hoyer Patient Lift

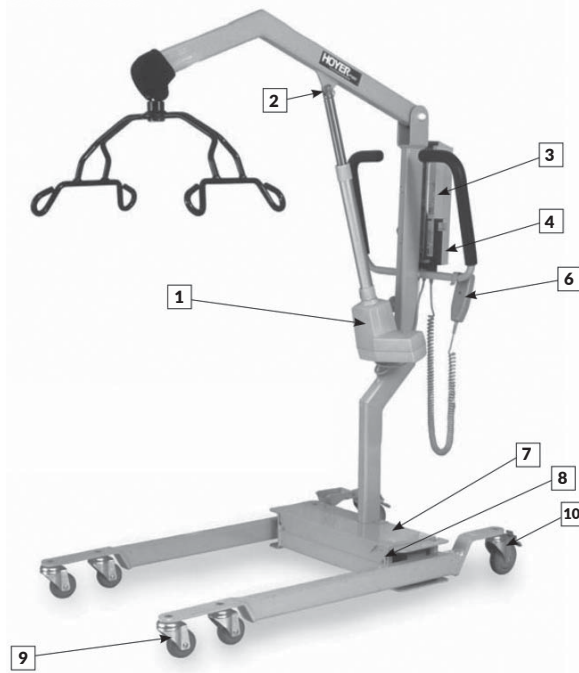



Fig.	Part #	Description	Price
1	300-195	Actuator	\$1,273.60 ea.
2	300-196	Clevis Pin (10 x 38.5)	Disc.
3	300-184	Battery Box	\$228.56 ea.
4	300-197	Control Box	\$312.19 ea.
5	300-175	Power Cable	\$43.34 ea.
6	300-198	Hand Set	\$258.29 ea.
7	300-199	Actuator in Base	\$596.79 ea.
8	300-200	Clevis Pin (Base Actuator)	Disc.
9	300-201	Front Caster	\$146.16 ea.
10	300-202	Rear Locking Caster	\$151.10 ea.

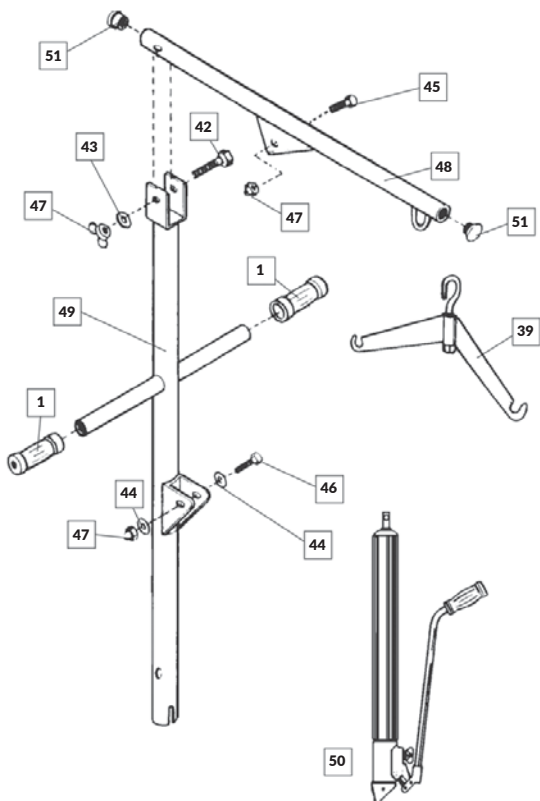
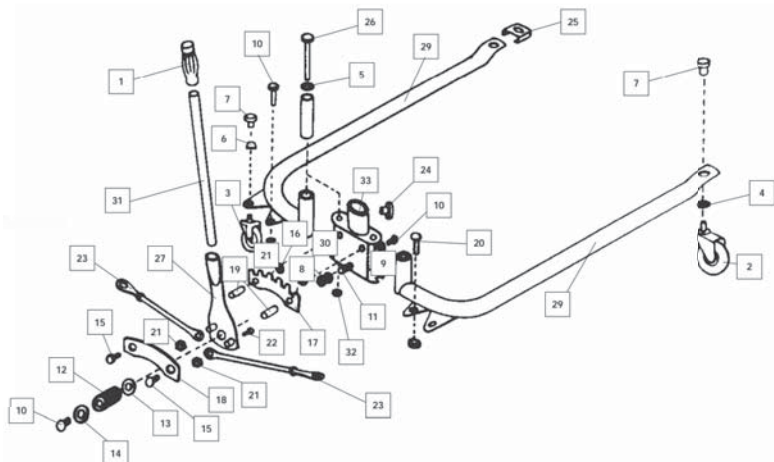


Fig.	Part #	Description	Price
1	300-105	Hand Grip, Black Plastic	\$19.30 ea.
7	300-116	Caster Nut, Chrome	\$18.90 ea.
10	300-114	Leg Pivot Bushing	\$16.20 ea.
12	300-124	Spring Spacer	\$27.20 ea.
15-19	300-283	Latch Plate Hardware Kit	\$43.76 ea.
2, 4, 7	300-109	4" Caster, Front w/o Brake	\$44.17 ea.
20-23, 8	300-284	Tie Rod Hardware Kit	\$91.84 ea.
24	300-119	Mast End Lock	\$17.70 ea.
25	300-120	Base Leg End Cap	\$15.54 ea.
28, 29	300-129	Chrome Base Legs Left & Right	\$447.76 pr.
3, 4, 7, 6	300-110	4" Chrome Caster w/Brake	\$48.48 ea.
31	300-130	Chrome Handle w/Grip	\$36.94 ea.
32, 26, 24, 30,	300-288	Center Channel Hardware Kit	\$133.87 ea.
33, 10, 5			
39	300-150	24" Powder Coated V Bar	\$105.06 ea.
42-47	300-157	Boom Hardware Kit	\$23.56 ea.
48	300-162	Chrome Boom	\$242.19 ea.
49	300-158	48" Chrome Mast Standard	\$313.43 ea.
50	300-176	Chrome Hydraulic Jack w/Twist Knob Release	\$323.16 ea.
51	300-166	End Cap	\$11.00 ea.
8, 9, 11-14	300-282	Adjusting Lever Hardware Kit	\$31.41 ea.



Hoyer Patient Lift

Visit us online
Ocelco.com
 for additional products & options



Model # C-HLA-2

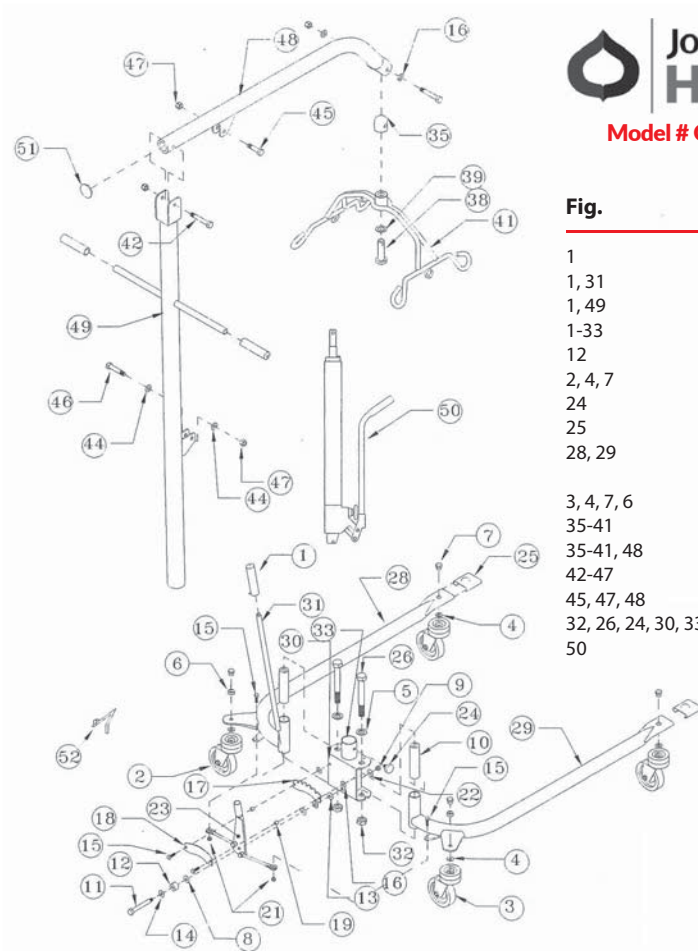
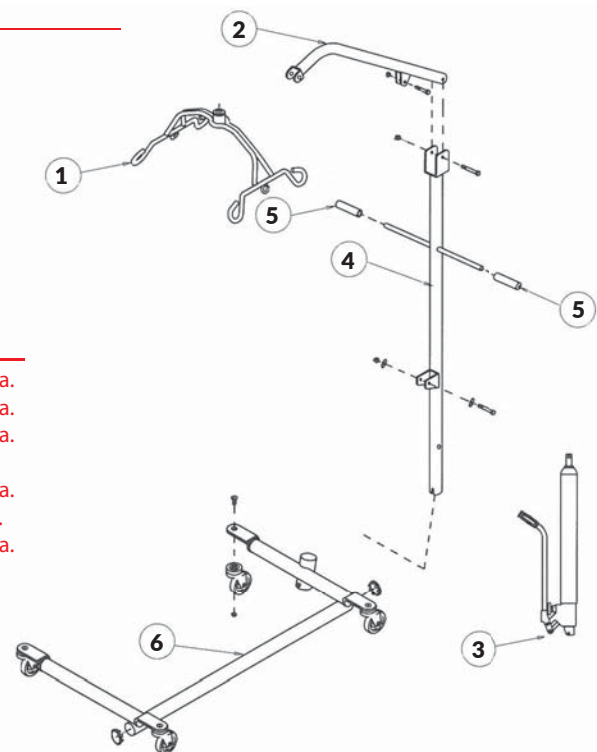


Fig.	Part #	Description	Price
1	300-105	Hand Grip, Black Plastic	\$19.30 ea.
1, 31	300-130	Chrome Handle w/Grip	\$36.94 ea.
1, 49	300-158	48" Chrome Mast Standard	\$313.43 ea.
1-33	300-131	"U" Base Assembly	\$616.62 ea.
12	300-124	Spring Spacer	\$27.20 ea.
2, 4, 7	300-109	4" Caster, Front w/o Brake	\$44.17 ea.
24	300-119	Mast End Lock	\$17.70 ea.
25	300-120	Base Leg End Cap	\$15.54 ea.
28, 29	300-129	Chrome Base Legs Left & Right	\$447.76 ea.
3, 4, 7, 6	300-110	4" Chrome Caster w/Brake	\$48.48 ea.
35-41	300-135	Cradle Assembly	\$228.13 ea.
35-41, 48	300-181	Retro Fit Boom & Cradle	\$325.51 ea.
42-47	300-157	Boom Hardware Kit	\$23.56 ea.
45, 47, 48	300-136	Boom Tube Assembly	\$242.19 ea.
32, 26, 24, 30, 33, 10, 5	300-288	Center Channel Hardware Kit	\$133.87 ea.
50	300-176	Chrome Hydraulic Jack w/Twist Knob Release	\$323.16 ea.



Model # C-CB-L2

Fig.	Part #	Description	Price
1	300-135	Cradle Assembly	\$228.13 ea.
2	300-136	Boom Tube Assembly	\$242.19 ea.
3	300-176	Chrome Hydraulic Jack w/Twist Knob Release	\$323.16 ea.
4	300-158	48" Chrome Mast, Standard	\$313.43 ea.
5	300-266	Grips (Set of 4)	\$10.00 ea.
6	300-204	"C" Base Assembly	\$946.91 ea.

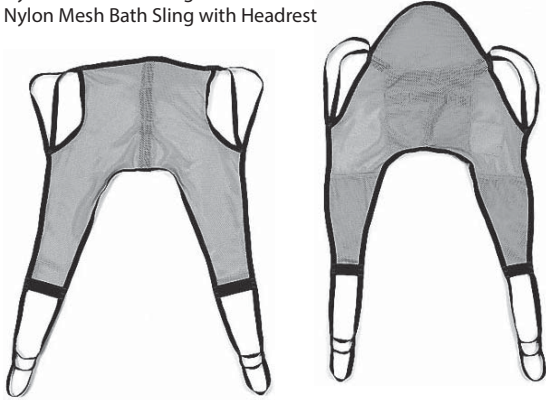


Hoyer Lift Slings

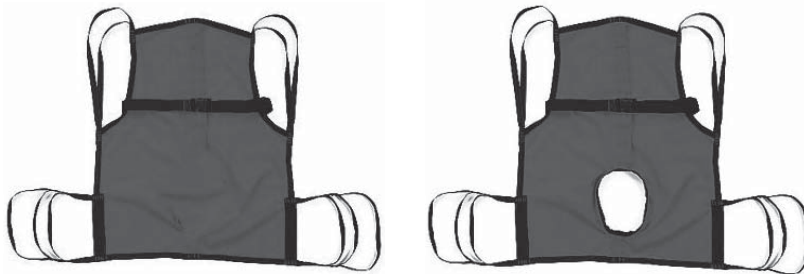


4-Point Slings

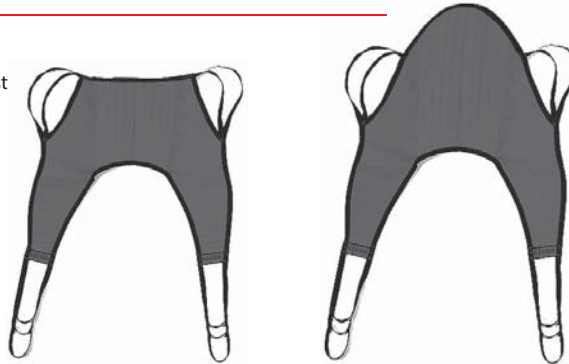
Nylon Mesh Bath Sling and
Nylon Mesh Bath Sling with Headrest



One-Piece Sling with Positioning Strap and
One-Piece Commode Sling with Positioning Strap



Padded U-Sling and
Padded U-Sling with Headrest



Durable polyester with closed-cell foam padding for comfort. Bathing slings are fast draining and drying nylon mesh. One-piece slings provide easy position adjustment of patient.

Features:

4-point position slings for a secure, safe & comfortable transfer.
No chains....No more swing or sway.
Special "U" shape allows easy on and off of patient.
Semi-rigid design won't bunch up, protecting fragile bones or tissue and giving comfort and security.
Leg straps unhook and quickly withdraw for toileting.
Slings fit all Hoyer Lifters with 4-point cradle, reducing sling inventory.

Note: Slings are for Hoyer® Lifters with 4-Point attaching cradle ONLY, if you want to use these slings on the Classic Hoyer® Lifter you must convert your lifter with a Retro-Fit Kit on page 106.

Nylon Bathing Sling, Grey	\$116.95
Small	301-609
Medium	301-608
Large	301-607
Extra Large	301-612
Nylon Bathing Sling, Grey	\$126.95
Small with Headrest	301-615
Medium with Headrest	301-614
Large with Headrest	301-613
One-Piece Sling, Green	\$129.95
Small	301-632
Medium	301-631
Large	301-630
One-Piece Sling, Green	\$129.95
Small with Commode	301-635
Medium with Commode	301-634
Large with Commode	301-633
Padded U-Sling, Green	\$139.95
Small	301-625
Medium	301-624
Large	301-623
Extra Large	301-622
Padded U-Sling, Green	\$149.95
Small with Headrest	301-629
Medium with Headrest	301-628
Large with Headrest	301-627
Extra Large with Headrest	301-626
Heavy-Duty Nylon Lifter Sling	\$179.95
600 lb Weight Capacity	301-438



\$559.00

Hydraulic Patient Lifter

Painted 302-120 **\$559.00**
Chrome 302-122 **Disc.**



Hoyer® Versatile

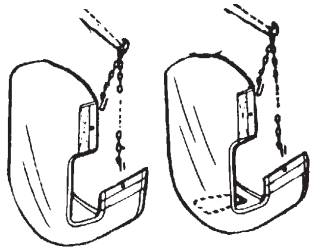
Features:

Non-sway cradle increases patient stability.
Same durable rectangular tubing construction found on more expensive lifters.
Full travel height range allows lifting from floor.
Easy to adjust base legs lock securely into open and closed positions.
Disassembles for easy storage.
Manufactured by the most recognizable name in patient lifting.
Accommodates Hoyer 4-point slings and traditional slings.
Weight Capacity: 400 lbs.
Convenient rotating pump handle allows operation from both sides of lifter.
Priced for reimbursement.

Hoyer Lift Slings

Visit us online
Ocelco.com
 for additional products & options

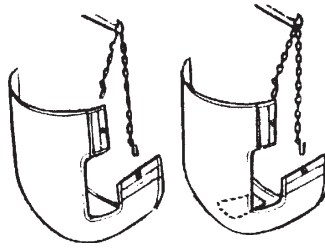
Note: Slings and Parts are for Original Hoyer Lifters



One Piece Seat, High Back

- 301-X12 Without commode \$84.50 ea.
- 301-X13 With commode opening \$84.50 ea.
- 301-501 Set of chains \$65.07 pr.

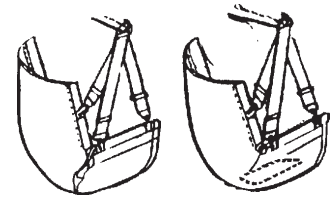
Replace the "X" in the part with one of the following numbers: (2) Dacron Mesh, (4) Polydura.



One Piece Seat, Low Back

- 301-X08 Without commode \$80.32 ea.
- 301-X09 With commode opening \$80.32 ea.
- 301-501 Set of chains \$65.07 pr.

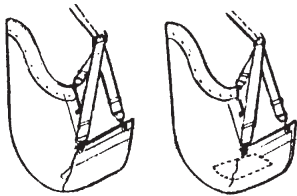
Replace the "X" in the part with one of the following numbers: (2) Dacron Mesh, (4) Polydura.



Comfort Seat Less Head Support

- 301-X10 Without commode \$80.32 ea.
- 301-X11 W/commode opening \$80.32 ea.
- 301-504 Web straps \$54.10 pr.

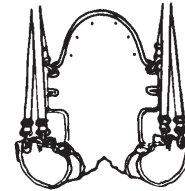
Replace the "X" in the part with one of the following numbers: (2) Dacron Mesh, (4) Polydura.



Comfort Seat w/ Head Support & Wire

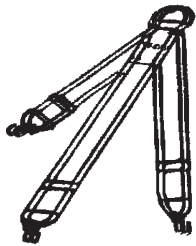
- 301-X06 Without commode \$85.17 ea.
- 301-X07 With commode opening \$83.50 ea.
- 301-504 Web straps \$54.10 pr.

Replace the "X" in the part with one of the following numbers: (2) Dacron Mesh, (4) Polydura.



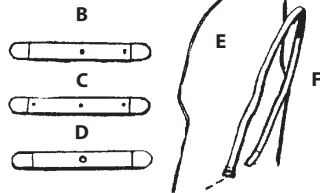
One-Piece split sling with commode opening and wire insert head support. Polydura only.

- 301-425 Sling/Straps \$146.93 ea.



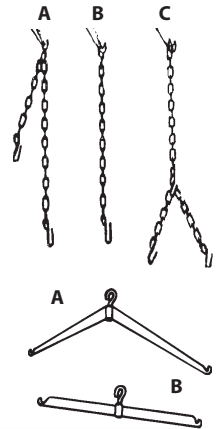
Set of two comfort seat straps to be used with 301-X06, 301-X07, 301-X10, 301-X11, 301-424 and 301-425.

- 301-504 \$54.10 pr.



- B 301-510 Top bars, 10" long 2 holes
- C 301-511 Bottom bar, 12" long 3 holes
- D 301-512 Top & Bottom bar, 1 hole
- E 301-513 Wire for head support for 301-X06, 301-X07 & 301-425
- F 301-514 Restraint strap with velcro closing

- A. Set of two chains to be used only with 301-X08, 301-X09, 301-X12 and 301-X13.
301-501 \$65.07 pr.
- B. Set of two chains to be used with 301-X01 and 301-X02.
301-502 \$48.48 pr.
- C. Set of two chains to be used with pool lifters.
301-503 \$61.88 pr.



- A. 24" standard swivel "V" bar, powder-coated.
300-150 \$105.06 ea.
- B. 18" straight swivel bar, powder-coated.
300-154 \$190.27 ea.

Classic Hoyer®

The Hoyer Lifter is designed to safely and comfortably transfer a person from bed to chair, commode or car protecting both the person being transferred and the attendant from strain or injury. Designed for easy operation, Hoyer lifters are available with interchangeable adjustable "U" or nonadjustable "C" bases with a chrome finish.

Maximum Weight Capacity: 400 lbs.

Hydraulic Patient Lifter

- "U" Base 302-110 \$544.00
- "C" Base 302-111 \$744.00



\$544.00



Hoyer Accessories



Original Hoyer Lifters



Partner Retro-Fit Kits

Convert your Original Hoyer Lifter to the New Hoyer Partner Lifter

Partner Retro-Fit Boom and Cradle.
Converts Original Hoyer Lifter model numbers, C-HLA, P-HLA, E-C-HLA, E-P-C-HLA and C-HLA-RB
Finish: Apple Red/Black

Retro Fit Kit 300-181 \$325.51

Hoyer Partner



Hoyer Classic



Hoyer Partner 300-853 \$819.00 ea.
Hoyer Classic 300-851 \$1,206.85 ea.

Hoyer Digital Scale



Features:

Fast, easy-to-use and accurate.
Simple push-button operation.
Digital readouts in pounds up to 600 lbs. or in kilograms up to 272 kg.
High contrast display automatically shuts off after one minute to conserve battery life.

Hoyer digital scale attachments.

Maximum weight capacity: 600 lbs.
Display: Liquid Crystal Digital. Hold and Auto Shut Off: After one minute.
Power: 9v battery. Battery life: Approximately 3,000 readings.
Finish: Black

Padded Spreader Bar Cover

Cover your hard metal spreader bar with a foam pad for patient comfort. Made with durable naugahyde and 1/2" foam. This pad easily attaches with velcro to spreader "V" bars on patient lifters.

Color: Tan



Spreader Bar Cover 300-183 \$7.50

Pro Plus Electronic Stretcher Scale

Heavy-duty, chrome plated steel construction with full bed width legs for stability and safety. Large wheels for convenient mobility. Exclusive, Pro Plus microprocessor motion-detection technology. Rechargeable battery and charger included. Operator efficient, electronic control console offers easy access to 1/2" LED display, auto zero, auto tare, auto re-weigh and weight lock in. Hoyer lifters, the industry standard for reliability and durability. Extra-wide stretcher for comfortable, fast patient placement; designed to avoid interference with life support systems.



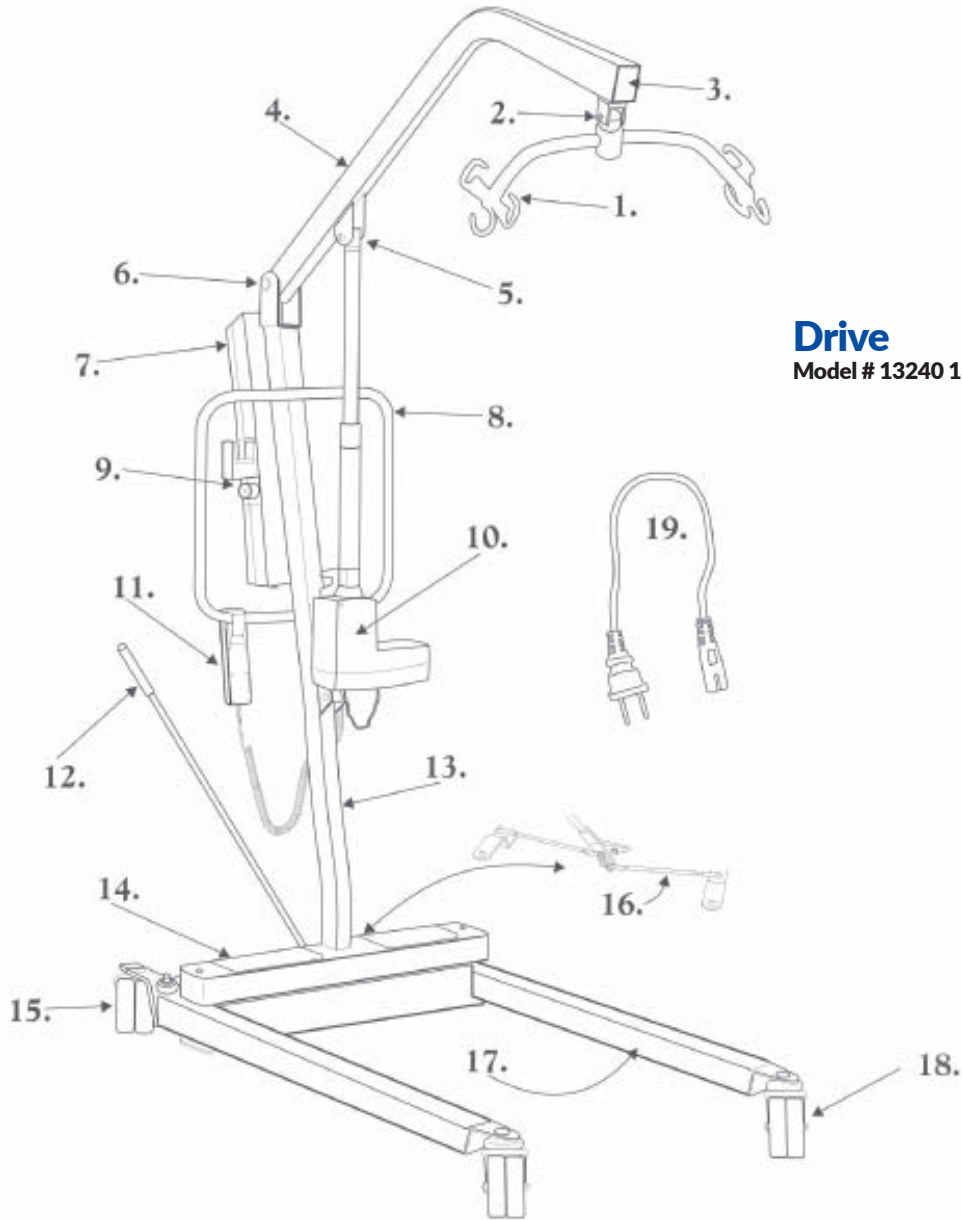
Lifter Scale 304-302 \$2,630.95

Warranty:

Full two year / Full one year on battery.

Drive Patient Lift

Visit us online
Ocelco.com
 for additional products & options



Drive
 Model # 13240 13242

Fig.	Part #	Description	Price	Fig.	Part #	Description	Price
01	300-904	4/6 Point Cradle	Disc.	10	300-941	Actuator	\$858.21 ea.
02	300-946	Cradle Attachment Bolt	\$9.40 ea.	11	300-942	Hand Control	\$195.08 ea.
03	300-947	Square Frame Plug	\$4.18 ea.	12	300-944	Spreader Bar	\$29.70 ea.
04	300-940	Upper Mast Boom	\$66.16 ea.	12	300-945	Spreader Bar Handle	\$14.10 ea.
05	300-948	Upper Bolt for Actuator	\$4.70 ea.	13	300-938	Mast	\$145.69 ea.
06	300-949	Mast Hinge Bolt	\$20.39 ea.	13	300-939	Lower Mast	\$83.79 ea.
07	300-950	Battery Pack	\$267.67 ea.	14	300-955	Footplate	\$33.41 ea.
07	300-951	Battery Cell Only (13242)	\$67.43 ea.	15	300-956	Caster with Lock	\$23.50 ea.
		Removable Battery		16	300-957	Base Actuating Rod	\$98.48 pr.
08	300-952	Push Handle	\$25.09 ea.	17	300-943	Base	\$381.22 ea.
09	300-953	External Battery Charger	\$386.15 ea.	18	300-958	Caster without Lock	\$14.10 ea.
09	300-954	Control Box	\$522.39 ea.	19	300-959	Power Cord	\$49.62 ea.

Drive Patient Lift

Drive

Model # 13010

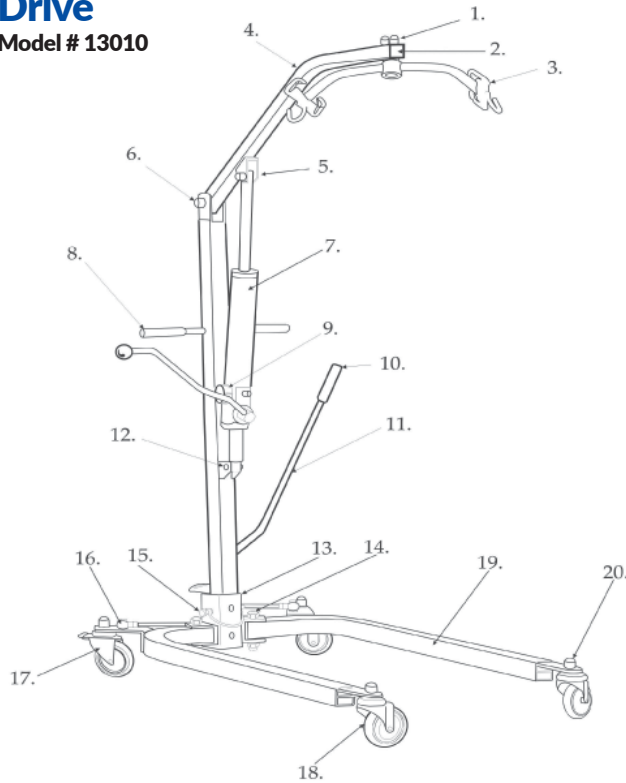
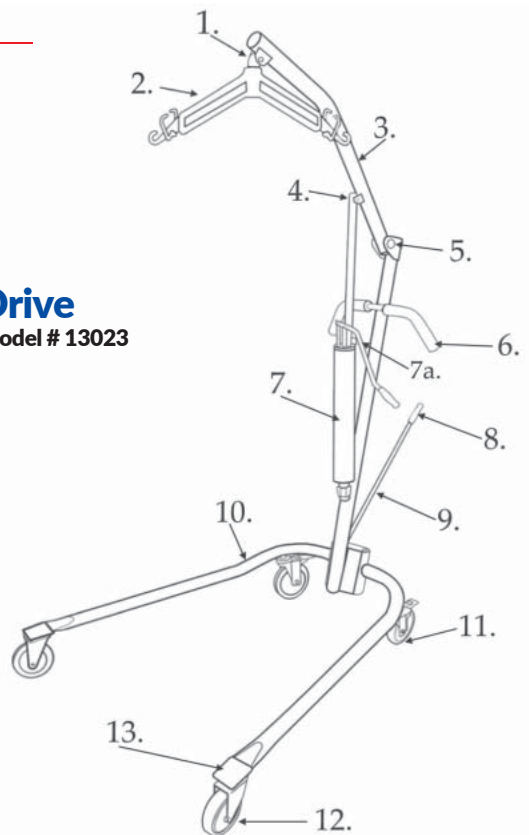


Fig.	Part #	Description	Price
01	300-907	Cradle Attachment Bolt	\$9.40 ea.
02	300-908	Frame Plug	\$4.18 ea.
03	300-904	4/6 Point Cradle	Disc.
04	300-900	Boom	\$39.57 ea.
04	300-901	Upper Mast	\$54.26 ea.
04	300-902	Lower Mast	\$110.34 ea.
05	300-909	Upper Bolt for Pump	\$4.70 ea.
06	300-910	Mast Hinge Bolt	\$4.70 ea.
07	300-903	Pump	\$300.63 ea.
08	300-911	Push Handle	\$19.04 ea.
08	300-912	Hand Grip Set	\$4.16 ea.
09	300-913	Pump Adjustment Knob	\$6.58 ea.
10	300-914	Spreader Bar Handgrip	\$11.28 ea.
11	300-905	Spreader Bar	\$33.61 ea.
12	300-915	Lower Bolt for Pump	\$4.68 ea.
13	300-916	Mounting Sleeve for Mast	\$26.70 ea.
14	300-917	Bolt & Nut for Base	\$12.98 ea.
15	300-918	Cotter Pin for Mast	\$9.40 ea.
16	300-919	Actuating Rod	\$24.63 ea.
17	300-920	Caster with Lock	\$23.50 ea.
18	300-921	Caster without Lock	\$20.15 ea.
19	300-906	Base	Disc.
20	300-922	Bolt Cap	\$2.07 ea.

Fig.	Part #	Description	Price
01	300-960	Hanger Attachment Bolt	\$11.80 ea.
02	300-927	4/6 Point Cradle	\$99.82 ea.
03	300-923	Mast (Complete)	\$163.03 ea.
03	300-924	Upper Mast	\$63.22 ea.
03	300-925	Lower Mast	\$116.82 ea.
04	300-930	Pump Attachment Bolt	\$5.50 ea.
05	300-931	Mast Hinge Bolt	\$5.00 ea.
06	300-932	Push Handles	\$49.84 ea.
07	300-926	Pump	\$309.64 ea.
07	300-933	Release Lever	\$8.00 ea.
08	300-934	Spreader Bar Handle	\$8.00 ea.
09	300-929	Spreader Bar	\$33.91 ea.
10	300-928	Base	\$409.15 ea.
11	300-935	Caster with Lock	\$37.41 ea.
12	300-936	Caster without Lock	\$18.09 ea.
13	300-937	Base Tip Cover	\$4.50 ea.

Drive

Model # 13023





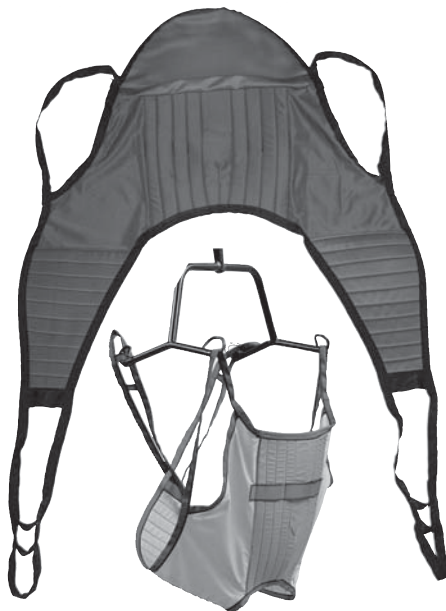
Drive Full Body Patient Sling

Features:

Designed to support an individual during lift and transfer procedures. Slings easily attach to lift. Slings are reinforced at all points for added safety. Material is durable, resists deterioration from exposure to moisture and laundering. The edging is soft yet durable with reinforced stitching for safety. Slings are constructed with high back section that provides additional support for the head and neck and a padded under thigh section for comfort. Limited 6 month warranty.

Patient Slings

Medium Mesh (compares to Invacare R110)	301-451	\$79.95
Large Mesh (compares to Invacare R111)	301-452	\$79.95
Medium Solid (compares to Invacare R112)	301-453	\$84.95
Large Solid (compares to Invacare R113)	301-454	\$84.95
Extra Large Solid (compares to Invacare R117)	301-450	\$95.95
Medium Mesh with Commode (compares to Invacare R114)	301-455	\$86.95
Large Mesh with Commode (compares to Invacare R115)	301-456	\$86.95
Extra Large Mesh with Commode (compares to Invacare R116)	301-457	\$89.50



Drive Padded U-Sling Patient Sling

Features:

Durable polyester with closed-cell foam padding for added comfort. Adaptable to a wide range of shapes, sizes and needs. Easily installed and removable. Shipping weight: 3 lbs. Limited 6 month warranty.

Patient Slings

Small Polyester (compares to Sunrise 70013)	301-458	\$99.95
Medium Polyester (compares to Sunrise 70012)	301-459	\$99.95
Large Polyester (compares to Sunrise 70011)	301-460	\$99.95
Extra Large Polyester (compares to Sunrise 70010)	301-461	\$109.95

Drive Manual Patient Lifts

Compares to Invacare®** Model 9805

Features:

Easy to set up and disassemble. Pump handle rotates from side to side for attendant convenience. Padded swivel bar.

Specifications:

Maximum Height:	64"
Minimum Height:	21"
Base Width (open)	42"
Base Width (closed)	22.5"
Weight Capacity:	450 lbs.

Hydraulic Patient Lifter 302-214 \$395.00

*(Not endorsed or authorized by Invacare®)



Invacare Lifter

Invacare Model RPL/RPA 450-1 RHL/RHA 450-1

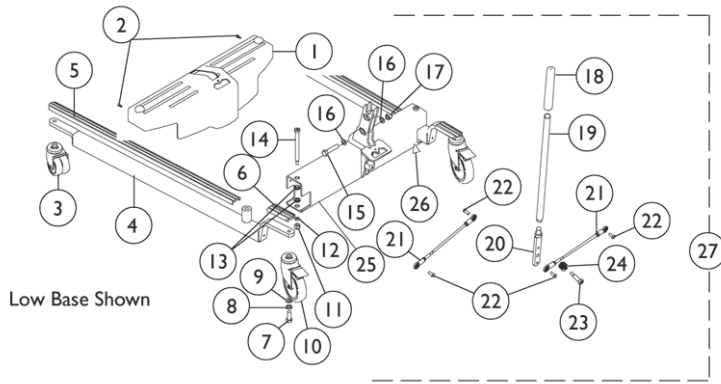


Fig. Part #	Description	Price
24 300-610	Spring	\$7.66 ea.
25 300-611	Cross Support	Disc.
27 300-615	Complete Base Adj. Low	\$776.97 ea.
27 300-617	Complete Base Adj. Standard	\$854.67 ea.

Fig. Part #	Description	Price
01 300-523	Shroud	\$93.40 ea.
02 300-524	Shroud Clip	\$6.48 ea.
03 300-525	3" Swivel Dual Caster	\$45.50 ea.
03 300-526	5" Front Swivel Caster Kit	\$44.93 pr.
03 300-527	5" Front Swivel Caster	\$30.28 ea.
04 Disc.	Adjustable Leg (Low Base) Before 4/14/00	Disc.
04 300-530	Adjustable Leg (Standard Base)	\$107.81 ea.
04 300-529	Adjustable Legs Kit (Low Base) After 4/13/00	\$189.97 set
05 300-532	Front Leg Cover	\$38.31 ea.
06 300-533	Rear Leg Cover (Low or Standard Base) After 06/04/00	\$11.84 ea.
07 300-535	Hex Head Screw	\$6.48 ea.
08 300-536	Lockwasher	\$6.48 ea.
09 Disc.	Washer	Disc.
10 300-538	5" Rear Swivel Caster	\$44.91 ea.
10 300-539	5" Rear Swivel Caster Kit	\$75.84 pr
11 300-540	Locknut	\$6.48 ea.
12 300-541	Flat Washer	\$6.48 ea.
13 300-542	Flanged Bushing	\$6.48 ea.
14 300-543	Shoulder Screw	\$10.06 ea.
15 300-544	Hex Head Screw	\$6.48 ea.
16 300-545	Washer	\$6.48 ea.
17 300-546	Locknut	\$6.48 ea.
18 300-547	Cane Grip	\$6.48 ea.
19 300-548	Handle	\$21.93 ea.
20 300-598	Handle Mount	\$17.48 ea.
21 300-599	Tie Rod	\$24.02 ea.
22 300-604	Button Head Cap Screw	\$6.48 ea.
23 300-605	Shoulder Screw	\$11.06 ea.

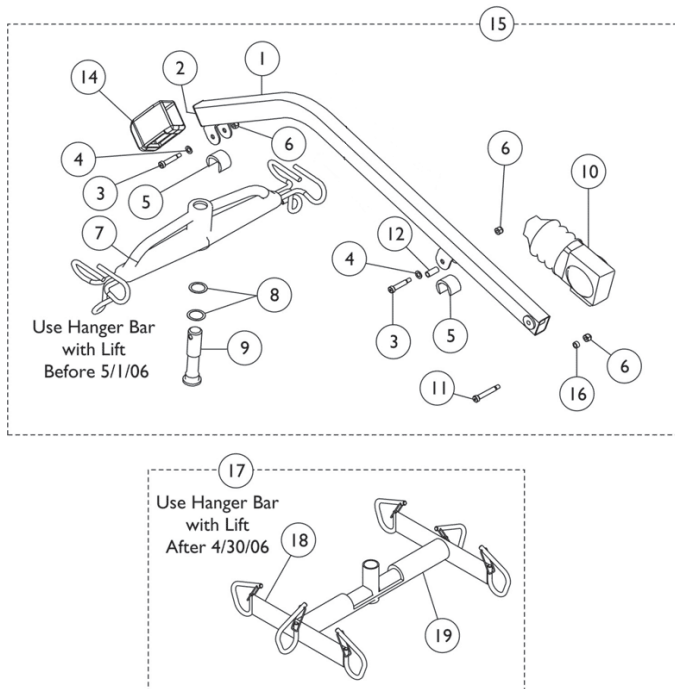


Fig. Part #	Description	Price
01 300-618	Boom Only, for Electric	\$61.28 ea.
01 300-619	Boom Only, for Hydraulic	\$61.28 ea.
02 300-628	End Cap	\$6.23 ea.
03 300-629	Socket Head Shoulder Screw	\$6.23 ea.
04 300-541	Flat Washer	\$6.48 ea.
05 300-637	Finger Guard	\$6.48 ea.
06 300-638	Locknut	\$6.48 ea.
07 300-597	Hanger Bracket	Disc.
07 300-642	Extra Wide Hanger Bracket	Disc.
08 300-647	Nylon Washer	\$8.44 ea.
09 300-650	Hanger Pin	\$20.31 ea.
10 300-656	Boot	\$20.31 ea.
11 300-659	Socket Head Shoulder Screw	Disc.
12 300-662	Bushing	\$10.06 ea.
14 300-739	Tube Cover w/Internal End Cap	\$9.75 ea.
15 300-665	Complete Boom Assm, Electric	\$1,744.79 ea.
15 300-677	Complete Boom Assm, Hydraulic	Disc.
16 300-668	Spacer	\$8.46 ea.
300-669	Rubber Tips for Spreader Bar Hooks	\$12.64 pk.

Invacare

Model
RPL/RPA 450-1
RHL/RHA 450-1

Fig.	Part #	Description	Price
01	300-500	Electric Actuator	\$593.94 ea.
01	300-588	Pump	\$228.16 ea.
02	300-629	Socket Head Shoulder Screw	\$6.23 ea.
03	300-541	Flat Washer	\$6.48 ea.
04	300-638	Locknut	\$6.48 ea.
05	300-521	Phillips Head Screw	\$6.48 ea.
06	300-531	Battery Bracket	\$37.69 ea.
07	300-534	Electric Mast	\$117.85 ea.
07	300-554	Hydraulic Mast	\$117.85 ea.
08	300-575	End Cap	\$6.23 ea.
09	300-659	Socket Head Shoulder Screw	Disc.
10	300-582	Handset	\$82.77 ea.
11	300-730	Reliant Battery Pack	\$164.80 ea.
12	300-630	Controller Electric Only	\$181.91 ea.
13	300-732	Wall Mount	\$41.78 ea.
14	300-731	Charger	\$192.11 ea.
16	300-670	Cord Electric Only	\$16.76 ea.
19	300-544	Hex Head Screw	\$6.48 ea.
21	300-637	Finger Guard	\$6.48 ea.
22	300-662	Bushing	\$10.06 ea.
23	300-545	Washer	\$6.48 ea.
24	300-546	Locknut	\$6.48 ea.
25	300-665	Complete Boom Electric	\$1,744.79 ea.
25	300-667	Complete Boom Hydraulic	Disc.
26	300-596	Charging Station w/Batteries	\$381.33 ea.
27	300-668	Spacer	\$8.46 ea.
	300-674	Padded Actuator Cover Electric Only	\$105.39 ea.

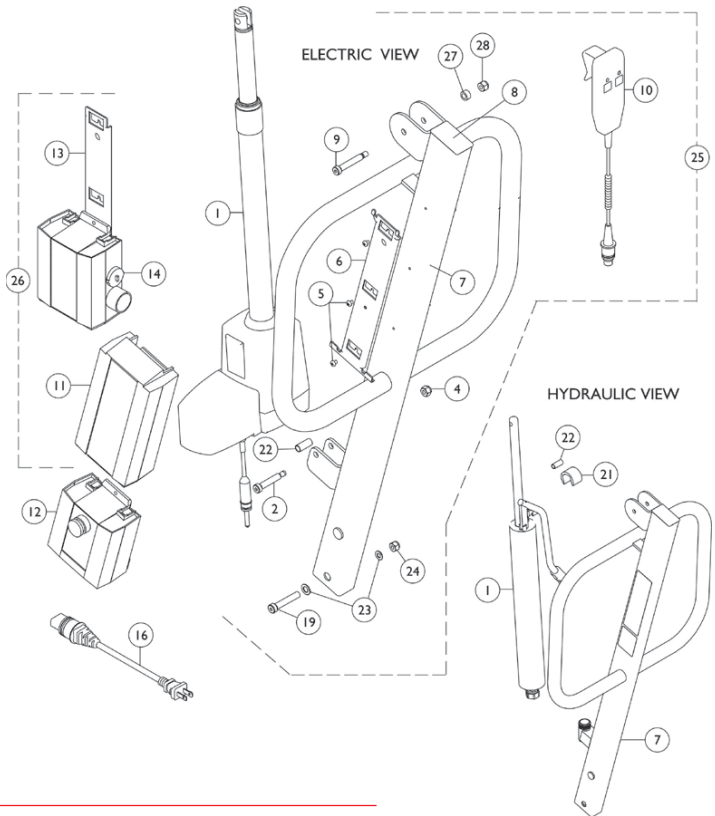
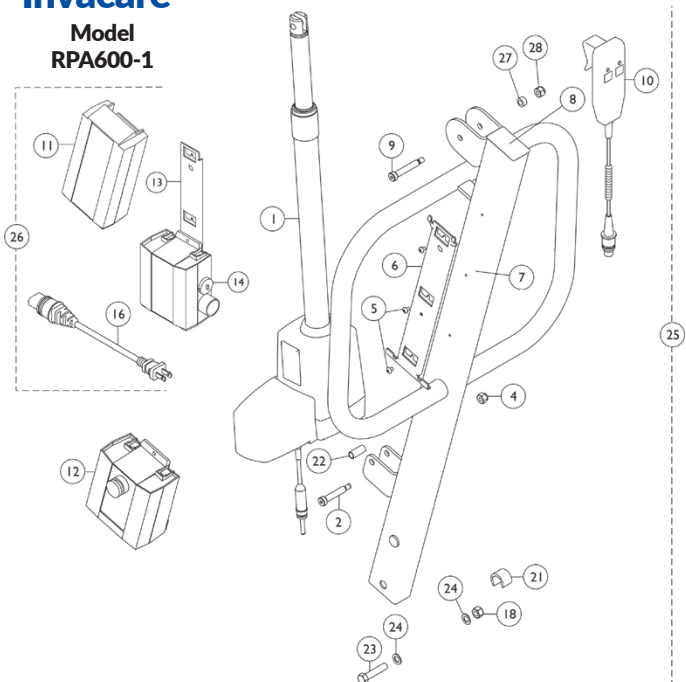


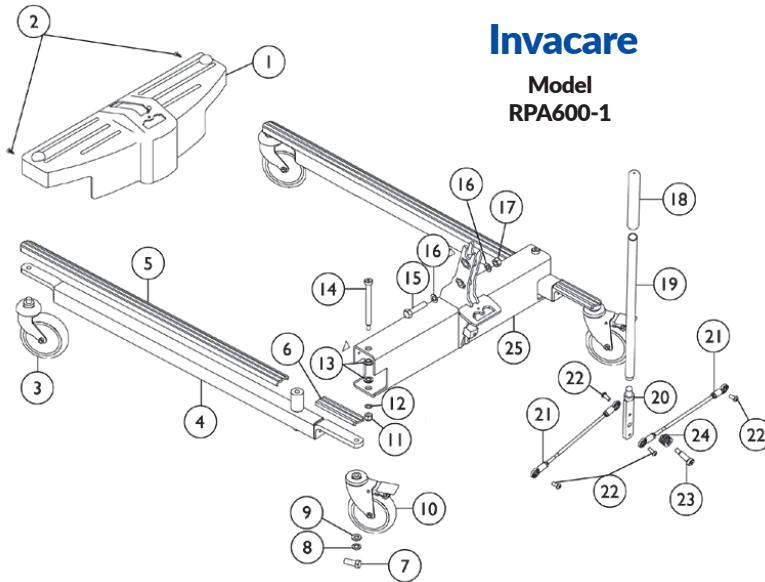
Fig.	Part #	Description	Price
01	300-500	Electric Actuator	\$593.39 ea.
02	300-629	Socket Head Shoulder Screw	\$6.23 ea.
03	300-541	Flat Washer	\$6.48 ea.
04	300-638	Locknut	\$6.48 ea.
05	300-521	Phillips Head Screw	\$6.48 ea.
06	300-531	Battery Bracket	\$37.69 ea.
07	300-675	Mast Only	\$117.85 ea.
08	300-575	End Cap	\$6.23 ea.
09	300-676	Socket Head Shoulder Screw	\$6.48 ea.
10	300-582	Handset	\$82.77 ea.
11	300-730	Reliant Battery Pack	\$164.80 ea.
12	300-630	Controller	\$181.91 ea.
13	300-732	Wall Mount	\$41.78 ea.
14	300-731	Charger	\$192.11 ea.
16	300-670	Cord	\$16.76 ea.
18	300-546	Locknut	\$6.48 ea.
21	300-637	Finger Guard	\$6.48 ea.
22	300-662	Bushing	\$10.06 ea.
23	300-544	Hex Head Screw	\$6.48 ea.
24	300-545	Washer	\$6.48 ea.
25	300-677	Complete Mast & Boom	Disc.
26	300-596	Charging Station w/Batteries	\$381.33 ea.
27	300-668	Spacer	\$8.46 ea.

Invacare

Model
RPA600-1



Invacare Lifter



Invacare
Model
RPA600-1

Fig.	Part #	Description	Price
01	300-523	Shroud	\$93.40 ea.
02	300-524	Shroud Clip	\$6.48 ea.
03	300-526	5" Front Swivel Caster Kit	\$44.93 pr.
03	300-527	5" Front Swivel Caster	\$30.28 ea.

Fig.	Part #	Description	Price
04	300-530	Adjustable Leg (Standard Base)	\$107.81 ea.
05	300-532	Front Leg Cover	\$38.31 ea.
06	300-533	Rear Leg Cover (Low or Standard Base) After 06/04/00	\$11.84 ea.
07	300-535	Hex Head Screw	\$6.48 ea.
08	300-536	Lockwasher	\$6.48 ea.
09	Disc.	Washer	Disc.
10	300-538	5" Rear Swivel Caster	\$44.91 ea.
10	300-539	5" Rear Swivel Caster Kit	\$75.84 pr.
11	300-540	Locknut	\$6.48 ea.
12	300-541	Flat Washer	\$6.48 ea.
13	300-542	Flanged Bushing	\$6.48 ea.
14	300-543	Shoulder Screw	\$10.06 ea.
15	300-544	Hex Head Screw	\$6.48 ea.
16	300-545	Washer	\$6.48 ea.
17	300-546	Locknut	\$6.48 ea.
18	300-547	Cane Grip	\$6.48 ea.
19	300-548	Handle	\$21.93 ea.
20	300-598	Handle Mount	\$17.48 ea.
21	300-599	Tie Rod	\$24.02 ea.
22	300-604	Button Head Cap Screw	\$6.48 ea.
23	300-605	Shoulder Screw	\$11.06 ea.
24	300-610	Spring	\$7.66 ea.
25	300-611	Cross Support	Disc.
	300-617	Complete Base	\$854.97 ea.

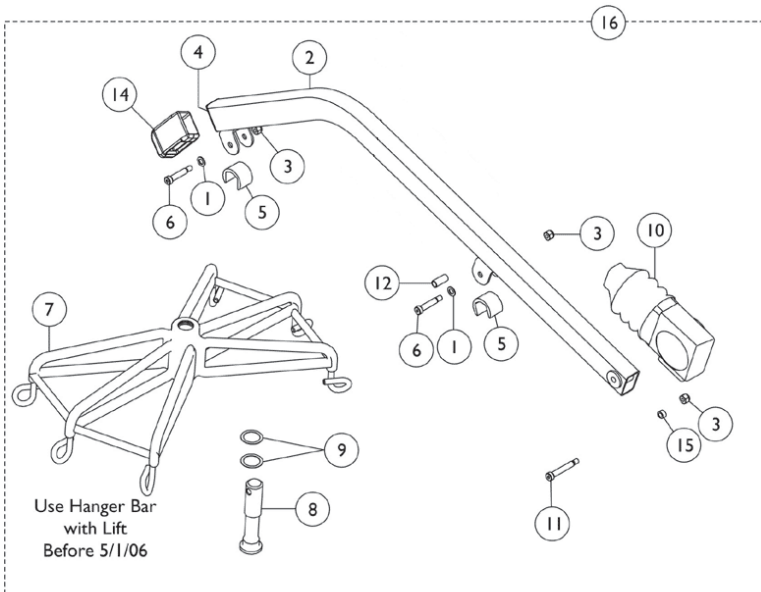


Fig.	Part #	Description	Price
01	300-541	Flat Washer	\$6.48 ea.
02	300-678	Boom	\$59.05 ea.
03	300-638	Locknut	\$6.48 ea.
04	300-628	End Cap	\$6.23 ea.
05	300-672	Finger Guard	\$6.23 ea.
06	300-629	Socket Head Shoulder Screw	\$6.23 ea.
07	300-673	Hanger Bracket	Disc.
08	300-650	Hanger Pin	\$20.31 ea.
09	300-647	Nylon Washer	\$8.44 ea.
10	300-656	Boot	\$20.31 ea.
11	300-659	Socket Head Shoulder Screw	Disc.
12	300-662	Bushing	\$10.06 ea.
14	300-739	Tube Cover w/Internal Cap	\$9.75 ea.
15	300-668	Spacer	\$8.46 ea.
16	300-677	Complete Mast & Boom Assembly	Disc.
	300-669	Rubber Tips for Spreader Bar Hooks	\$12.64 pk.

Invacare Model RPS 350-1

Fig.	Part #	Description	Price
01	300-698	Ball Plug	\$6.48 ea.
02	300-699	Arm/Horn Weldment	\$74.72 ea.
03	300-700	Grip Pad	\$11.62 ea.
04	300-568	Screw	\$6.48 ea.
05	300-701	Drive Lift Bushing	\$6.23 ea.
06	300-702	Bar Pad	\$29.96 pk.
07	300-703	Hook Knob	\$6.48 ea.
08	300-704	Locknut	\$6.48 ea.
09	300-705	Hook Cap	\$6.23 ea.
10	300-706	Horn Bushing	\$6.23 ea.
11	300-707	Horn Bracket	\$9.26 ea.
12	300-708	Socket Button Head Screw	\$6.23 ea.
13	300-709	Linkage Bracket	\$21.28 ea.
14	300-710	Locknut	\$35.94 pk.
15	300-711	Left Guard Spacer	\$6.23 ea.
16	300-713	Nylon Washer	\$6.48 ea.
17	300-714	Link Weldment	\$64.91 ea.
18	300-712	Right Guard Spacer	\$6.23 ea.
19	300-715	Socket Head Screw	\$6.48 ea.
20	300-716	Handle Bushing	\$6.23 ea.

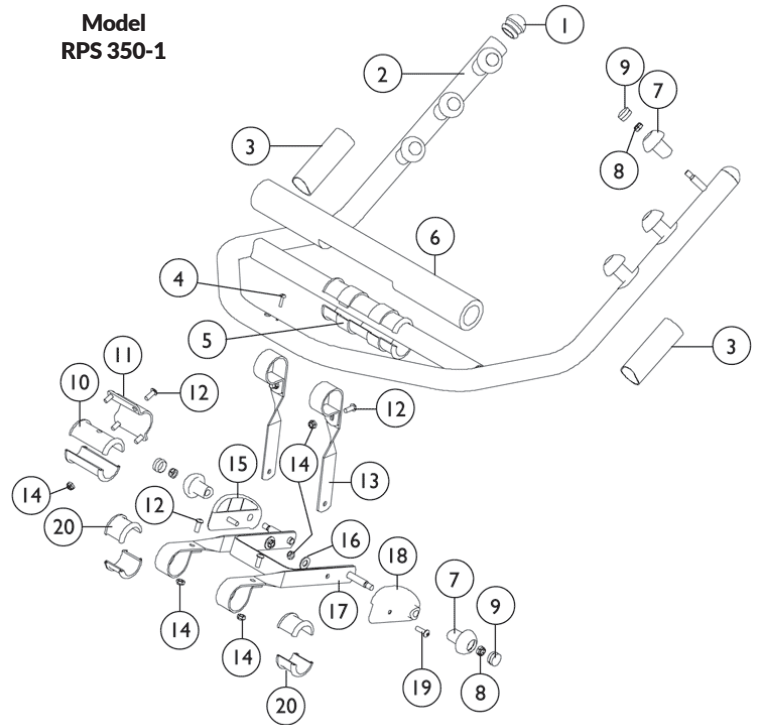
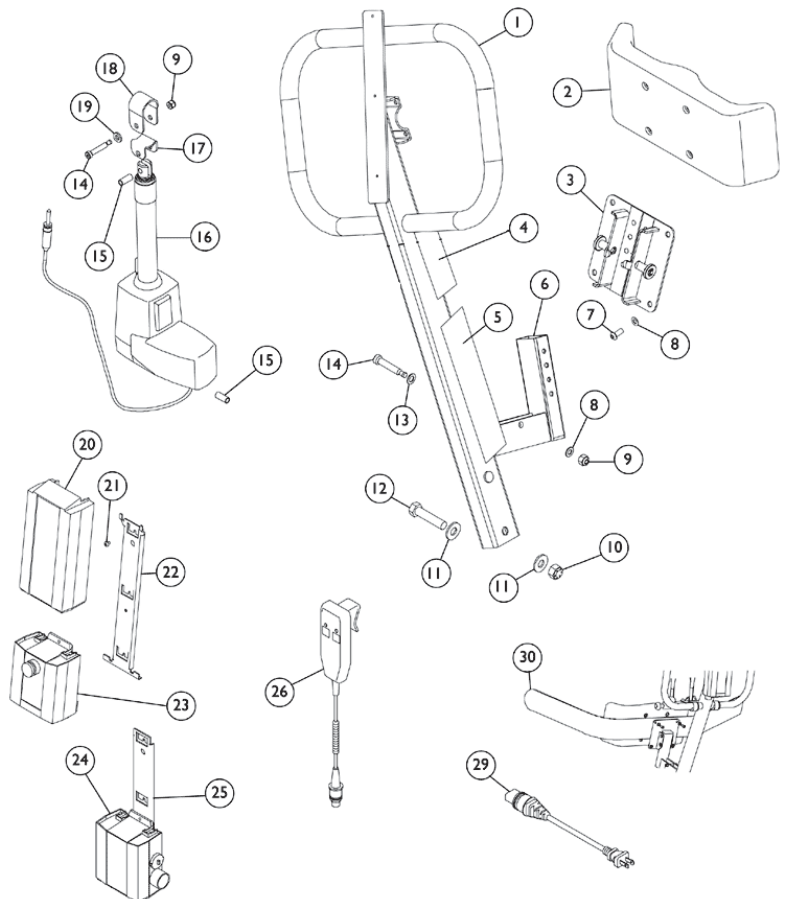


Fig.	Part #	Description	Price
01	300-686	Handle	\$191.98 ea.
02	300-687	Knee Pad	\$86.08 ea.
03	300-688	Mounting Bracket for Knee Pad	\$74.72 ea.
06	300-628	End Cap	\$6.23 ea.
07	300-689	Button Head Screw	\$6.48 ea.
08	300-690	Flat Washer	\$6.23 ea.
09	300-638	Locknut	\$6.48 ea.
10	300-546	Locknut	\$6.48 ea.
11	300-691	Washer	\$7.72 ea.
12	300-544	Hex Head Screw	\$6.48 ea.
13	300-541	Flat Washer	\$6.48 ea.
14	300-692	Socket Head Shoulder Screw	\$6.48 ea.
15	300-662	Bushing	\$10.06 ea.
16	300-693	Actuator	\$594.30 ea.
17	300-694	Lower Drive Bracket	\$11.62 ea.
18	300-695	Upper Drive Bracket	\$10.54 ea.
19	300-696	Washer	\$6.48 ea.
20	300-730	Reliant Battery Pack	\$164.80 ea.
21	300-521	Phillips Head Screw	\$6.48 ea.
22	300-531	Battery Bracket	\$37.69 ea.
23	300-630	Controller	\$181.91 ea.
24	300-731	Charger	\$192.11 ea.
25	300-732	Wall Mount	\$41.78 ea.
26	300-582	Handset	\$82.77 ea.
29	300-670	Power Cord	\$16.76 ea.
30	300-697	Leg Strap	\$31.33 ea.



Invacare Lifter

Invacare

Model
RPS 350-1

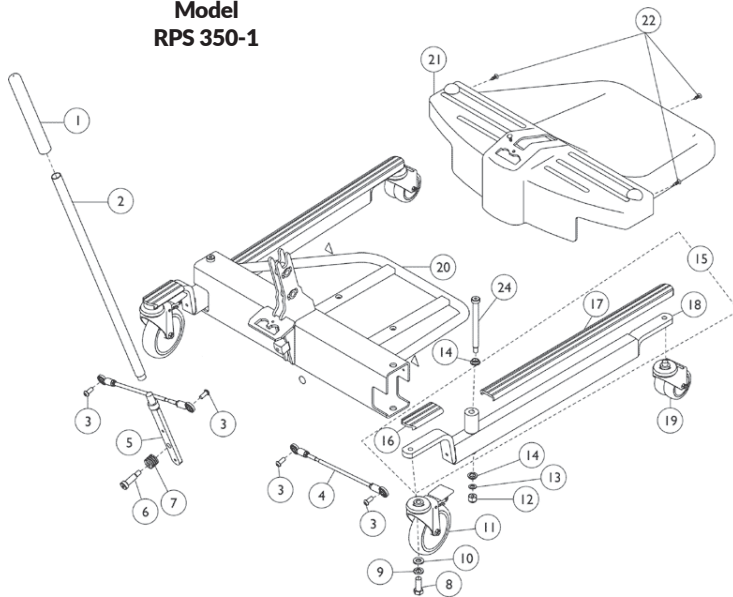


Fig.	Part #	Description	Price
01	300-547	Cane Grip	\$6.48 ea.
02	300-548	Handle	\$21.93 ea.
03	300-604	Button Head Cap Screw	\$6.48 ea.
04	300-599	Tie Rod	\$24.02 ea.
05	300-598	Handle Mount	\$17.48 ea.
06	300-605	Shoulder Screw	\$11.06 ea.
07	300-610	Spring	\$7.66 ea.
08	300-535	Hex Head Cap Screw	\$6.48 ea.
09	300-536	Lockwasher	\$6.48 ea.
10	Disc.	Washer	Disc.
11	300-538	5" Swivel Caster w/Brake	\$44.91 ea.
11	300-539	5" Swivel Caster w/Brake Kit	\$75.84 pr.
12	300-540	Locknut	\$6.48 ea.
13	300-541	Flat Washer	\$6.48 ea.
14	300-542	Flanged Bushing	\$6.48 ea.
15	300-680	Leg Kit	Disc.
16	300-533	Rear Leg Cover (Low or Standard Base) After 06/04/00	\$11.84 ea.
17	300-681	Leg Cover	\$19.63 ea.
18	300-682	Single Leg	\$85.52 ea.
18	300-683	Single Leg Before 04/14/00	\$74.33 ea.
19	300-525	3" Swivel Dual Caster	\$45.50 ea.
20	300-684	Cross Support	\$203.08 ea.
21	300-685	Footrest Shroud	\$126.24 ea.
22	300-524	Shroud Clip	\$6.48 ea.
24	300-543	Shoulder Screw	\$10.06 ea.

Invacare

Model
RPL600-1

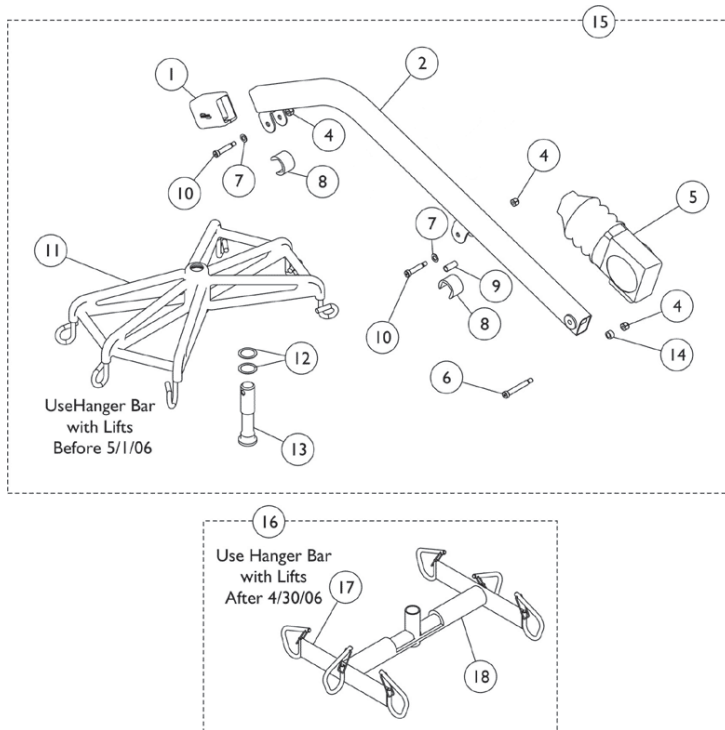


Fig.	Part #	Description	Price
01	300-739	Tube Cover w/Internal Cap	\$9.75 ea.
02	300-678	Boom	\$59.05 ea.
04	300-638	Locknut	\$6.48 ea.
05	300-656	Boot	\$20.31 ea.
06	300-659	Socket Head Shoulder Screw	Disc.
07	300-541	Flat Washer	\$6.48 ea.
08	300-672	Finger Guard	\$6.23 ea.
09	300-662	Bushing	\$10.06 ea.
10	300-629	Socket Head Shoulder Screw	\$6.23 ea.
11	300-673	Hanger Bracket	Disc.
12	300-647	Nylon Washer	\$8.44 ea.
13	300-650	Hanger Pin	\$20.31 ea.
14	300-668	Spacer	\$8.46 ea.
15	300-677	Complete Mast & Boom Assm	Disc.
	300-669	Rubber Tips for Spreader Bar Hooks	\$12.64 pk.
16	300-502	Extra Large Hanger Bar	\$134.15 ea.
17	300-503	Hanger Bar	\$111.20 ea.
18	300-702	Bar Pad	\$29.96 ea.

Invacare Lifter

Visit us online
Ocelco.com
 for additional products & options

Fig.	Part #	Description	Price
01	300-547	Cane Grip	\$6.48 ea.
02	300-548	Handle	\$21.93 ea.
03	300-598	Handle Mount	\$17.48 ea.
04	300-599	Tie Rod	\$24.02 ea.
05	300-604	Button Head Cap Screw	\$6.48 ea.
06	300-610	Spring	\$7.66 ea.
07	300-605	Shoulder Screw	\$11.06 ea.
10	300-611	Cross Support	Disc.
11	300-542	Flanged Bushing	\$6.48 ea.
12	300-541	Flat Washer	\$6.48 ea.
13	300-540	Locknut	\$6.48 ea.
14	300-538	5" Rear Swivel Caster w/Brake	\$44.91 ea.
14	300-539	5" Rear Swivel Caster w/Brake Kit	\$75.84 pr.
15	300-535	Hex Head Cap Screw	\$6.48 ea.
16	300-536	Lock Washer	\$6.48 ea.
17	Disc.	Washer	Disc.
18	300-533	Rear Leg Cover (Low & Standard Base)	\$11.84 ea.
19	300-543	Shoulder Screw	\$10.06 ea.
20	300-544	Hex Head Screw	\$6.48 ea.
21	300-545	Washer	\$6.48 ea.
22	300-546	Locknut	\$6.48 ea.
23	300-524	Shroud Clip	\$6.48 ea.
24	300-523	Shroud	\$93.40 ea.
25	300-525	3" Dual Swivel Caster	\$45.50 ea.
26	300-532	Front Leg Cover	\$38.31 ea.
27	300-679	Adjustable Leg (Low Base)	\$98.00 ea.
	300-615	Complete Base (Adjustable Low)	\$776.97 ea.

Invacare Model RPL600-1

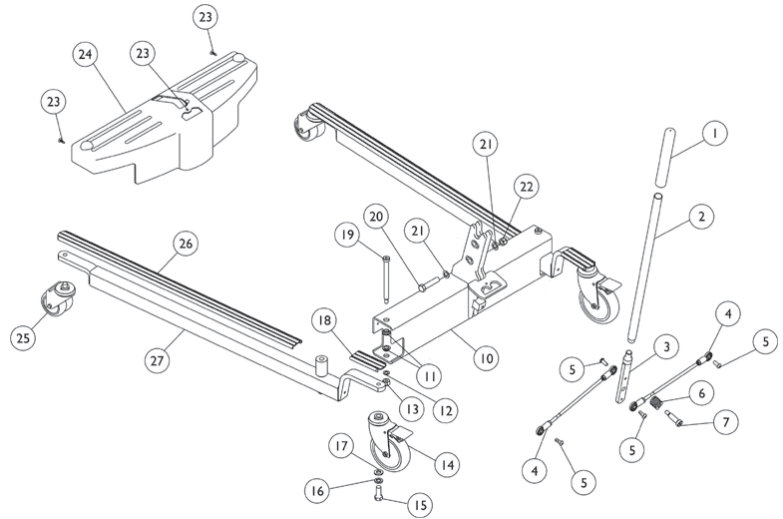
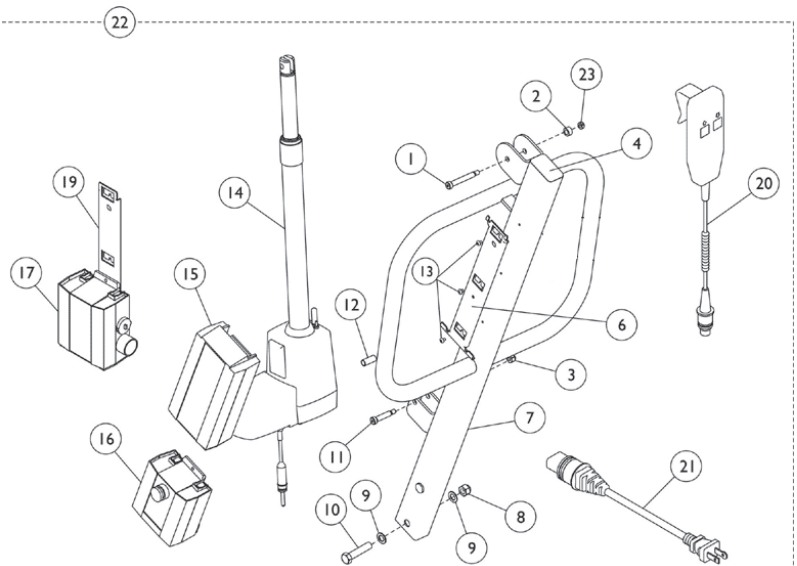


Fig.	Part #	Description	Price
01	300-676	Socket Head Shoulder Screw	\$6.48 ea.
02	300-541	Flat Washer	\$6.48 ea.
03	300-638	Locknut	\$6.48 ea.
04	300-575	End Cap	\$6.23 ea.
06	300-531	Battery Bracket	\$37.69 ea.
07	300-675	Mast Only	\$117.85 ea.
08	300-546	Locknut	\$6.48 ea.
09	300-545	Washer	\$6.48 ea.
10	300-544	Hex Head Screw	\$6.48 ea.
11	300-629	Socket Head Shoulder Screw	\$6.23 ea.
12	300-662	Bushing	\$10.06 ea.
13	300-521	Phillips Head Screw	\$6.48 ea.
14	300-500	Actuator	\$593.39 ea.
15	300-730	Reliant Battery Pack	\$164.80 ea.
16	300-630	Controller	\$181.91 ea.
17	300-731	Charger	\$192.11 ea.
19	300-732	Wall Mount Bracket	\$41.78 ea.
20	300-582	Handset	\$82.77 ea.
21	300-670	Cord	\$16.76 ea.
22	300-677	Complete Mast & Boom	Disc.



Invacare Lifter

Invacare

Model
9800A Mast &
9884 Base

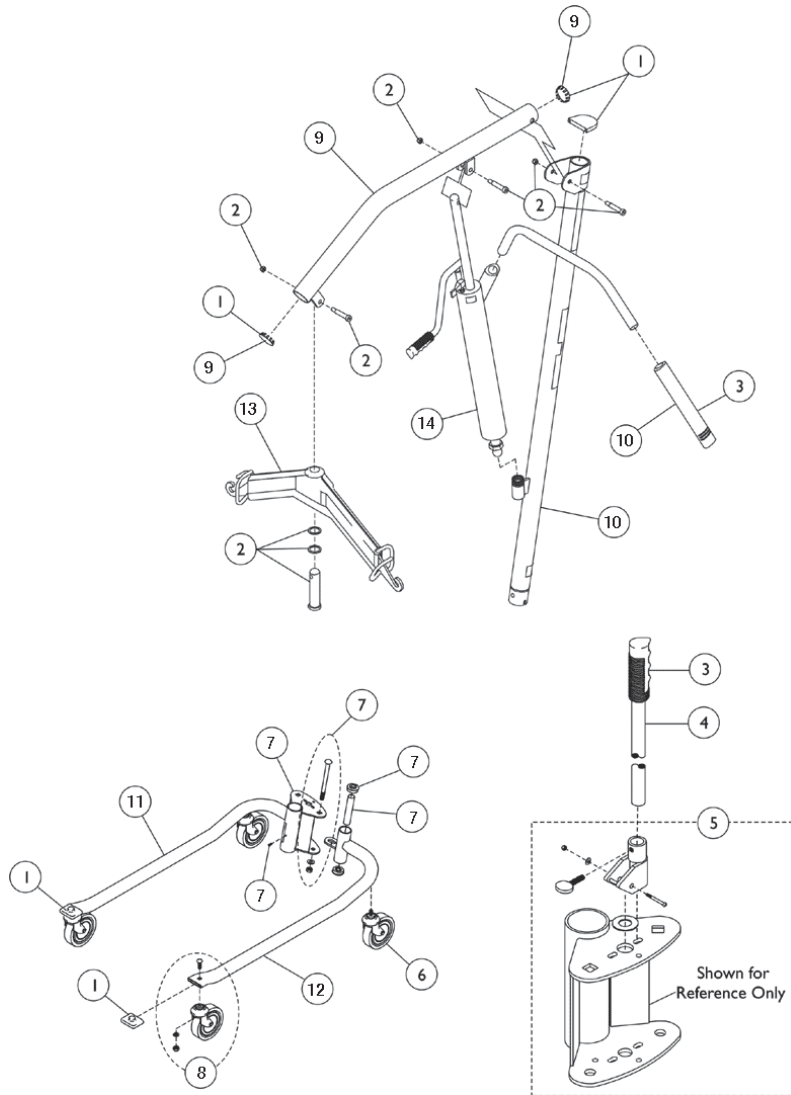


Fig.	Part #	Description	Price
Assembly Consisting of the following parts:			
01	300-717	Plugs & Caps Kit	\$10.32 set
02	300-718	End Caps, Mast Cap Boom Hardware Kit	\$38.31 set
03	300-719	Nylon Washer, Pin, Socket Head Bolt, Shoulder Screws, Locknut	\$6.48 set
04	300-720	Handgrip Kit	\$35.94 set
05	300-721	Vinyl Handgrip, Handle Grip Shifter Kit	\$62.22 set
06	300-722	Shifter Handle, Handle Grip Cam lock Kit	\$61.28 pr.

Fig.	Part #	Description	Price
07	300-723	Base Bolt Kit	\$6.44 set
08	300-724	Carriage Bolts, Lock Washer, Nut, Socket, Flanged Bearing, Spacing Bearing Socket Head Cap Screw	\$44.59 pr.
09	300-725	5" Front Caster Set	\$57.93 set
10	300-733	5" Caster, Locknut, Lock Washer, Carriage Bolt	\$104.34 set
11	300-734	Boom Kit	\$66.95ea.
12	300-735	Boom, End Cap	\$66.95 ea.
13	300-736	Mast Kit	\$98.24 ea.
14	300-588	Mast Cap, Mast, Vinyl Hand Grip Right Leg	\$228.16 ea.

Slings for CareGuard Invacare 9805 Hydraulic Lifter with "V" Bar

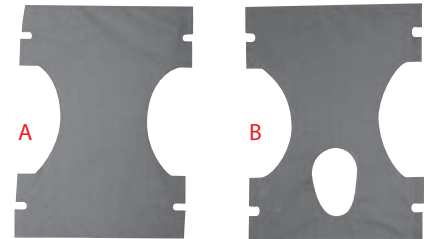


Patient Slings

A Mesh Polyester, 40-1/2"x29"	301-223	\$73.70
A Solid Polyester, 40-1/2"x29"	301-423	\$83.43
B Mesh Polyester with Commode, 32-1/2"x26-1/2", Petite	301-247	Disc.
B Mesh Polyester with Commode, 40-1/2"x29"	301-222	\$83.43
B Solid Polyester with Commode, 40-1/2"x29"	301-422	\$93.86

Chain and Strap

Adjustable Strap	301-521	\$44.17 a set
Sling Chain	301-520	\$41.59 a set



Note: Slings require chains or straps

A. Full Body Slings

Medium Mesh	301-224	\$97.34
Large Mesh	301-225	\$97.34
Medium Solid Fabric	301-430	\$97.34
Large Solid Fabric	301-431	\$101.50
Extra Large Solid Fabric	301-432	\$108.46

B. Full Body Slings with Commode Opening

Medium Mesh	301-226	\$104.34
Large Mesh	301-227	\$104.34
Extra Large Mesh	301-228	\$104.34


C. Toileting Sling with Belt Slings

Large Solid Fabric	301-434	\$120.29
--------------------	---------	----------

D. Divided Leg Slings

Medium Solid Fabric	301-427	\$127.93
Large Solid Fabric	301-428	\$127.93
Extra Large Solid Fabric	301-429	\$131.40

Slings for Reliant 450 Lifters



Invacare Digital Scale

New design provides 6" of additional lift range and retro-fit on all Reliant 450/600.
Measures weights up to 600 lbs.

Lifter Scale	300-594	\$865.00
--------------	---------	----------



Invacare Reliant Plus 450 Lifters

Battery Powered: Accommodates up to 450 lbs. Equipped with a quiet, long-life motor. Wide base for maximum stability. Easily charges overnight, with flashing light to signal charge.

Hydraulic-Lift: Pump mechanism allows transfers of up to 450 lbs. with minimal effort. Wide base for maximum stability. Comfortable handle placement for ease of use. Low maintenance.

Low-Profile: 4¼" under-bed clearance improves accessibility.

450 Lifters

Hydraulic, Low Profile	302-203	\$799.00
Battery Powered, Low Profile	302-204	\$1,510.00





Ocelco Pull String Alarm

The newly redesigned Ocelco string monitor provides unparalleled value that is rich in features and low in cost. The case is constructed of a durable ABS plastic that can withstand the rigors of institutional use. All the alarm settings are located inside the battery compartment making the monitor compliant with JCAHO standards. The mounting clip is now made of an indestructible stainless steel and is Guaranteed Not To Break! The pull cord is adjustable in length. A new unique alarm tone provides differentiation from other alarms in the facility, such as door or wandering alarms. The battery compartment features a hinged design that is permanently attached to the case. No more lost battery covers! The cover also features a dual function closure, including a snap-to-close design as well as a screw for increased tamper resistance.

**Only
\$15.95**



Pull String Monitor	305-461	Reg. \$19.94	Sale \$15.95
Replacement Magnet Assembly, 5 pk	305-463	Reg. \$37.47	Sale \$29.98

**AS LOW
AS
\$49.82**



Ocelco Basic Alarm with Choice of Pad

The new Basic Monitor features an Off/Lo/Hi switch on the side of the monitor to control alarm function. A strain relief helps to protect both the monitor and the sensor pad connector from damage. The Basic monitor is an excellent entry level upgrade from string monitors.

Basic Alarm		Reg.	Sale
with 45 Day Chair Pad	305-466-4C	\$62.68	\$49.82
with 1 Year Chair Pad	305-466-1C	\$78.28	\$62.62
with 45 Day Bed Pad	305-466-4B	\$67.44	\$53.95
with 1 Year Bed Pad	305-466-1B	\$85.46	\$68.37



Ocelco Advanced Alarm with Choice of Pad

The New Advanced Monitor has many features including: Hi/Lo/Remote alarm volume, 0-2 second alarm delay, Optional AC adapter, built in strain relief helps to protect the monitor and sensor pad connector from damage. Reset button is discreetly located on the side of the monitor. All alarm controls are located inside the battery compartment making the monitor compliant with JCAHO standards.

Advanced Alarm		Reg.	Sale
with 45 Day Chair Pad	305-467-4C	\$77.75	\$62.20
with 1 Year Chair Pad	305-467-1C	\$93.75	\$75.00
with 45 Day Bed Pad	305-467-4B	\$82.91	\$66.33
with 1 Year Bed Pad	305-467-1B	\$100.94	\$80.75
AC Adaptor for Alarm	305-464	\$22.91	\$18.33



Ocelco Ultra Alarm

Our 3 in 1 Ultra Alarm combines all of the functionality of our Advanced Alarm and our String alarm and is also compatible with our floor mat sensor. Alarm is always in the on position, making it impossible for staff to forget to turn the alarm on (meets Joint Commission guidelines)
Automatically resets when pressure is reapplied to the sensor pad (Auto-reset)

Comes with Shock Absorber	Ultra Ocelco Alarm Monitor	305-477	Reg. \$79.99	Sale \$61.65
----------------------------------	----------------------------	---------	--------------	--------------

Universal Bed Exit Alarm Replacement Pads

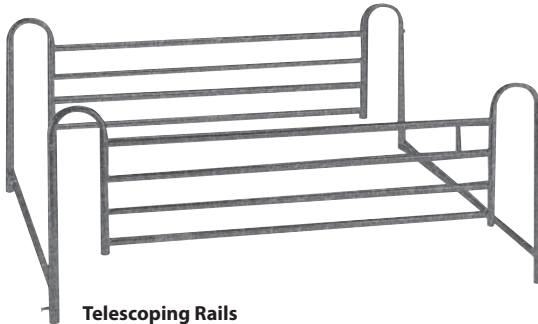
The Universal Sensor Pad is compatible with most brands of fall monitors. Pad measures 28.25" wide x 10" deep.

***Note:** It is the caregiver's responsibility to test monitor compatibility with Universal Sensor Pads.




Universal Bed Pads		Reg.	Sale
45 Day Bed Pad	305-457-BD	\$24.47	\$19.58
1 Year Bed Pad	305-458-BD	\$42.99	\$34.00
45 Day Bed Pad, 6 Pack	305-468-BD	\$149.99	\$119.99
1 Year Bed Pad, 6 Pack	305-469-BD	\$229.99	\$183.99

Standard Telescoping



Telescoping Rails
 with 3 Bars, Brown Vein Finish 201-222 \$55.95 a pair

No-Gap Half Rail



Half Rail, Brown Vein Finish 201-217 \$55.95 a pair

Universal Crossbraces



Crossbraces For 7/8" O.D. Tubing 211-906 \$48.28 a pair	Crossbraces For 1" O.D. Tubing, Brown Vein Finish 211-902-BV \$48.65 a pair
---	---

Adjust Knob and Bracket for Bedrails



Adjust Knob and Bracket for Bedrails
 211-909 \$9.64 ea.

Plastic Mattress Covers



Heavy gauge plastic provides protection from moisture, stains and dust.

Contoured Covers		
36"x76"x6"	200-863	\$4.38
36"x80"x6"	200-864	\$3.60
Zippered Covers		
36"x76"x6"	200-860	\$6.08
36"x80"x6"	200-861	\$5.33
54"x76"x6"	200-862	\$10.32




Adjustable Blanket Support

Features:
 Protects sensitive skin areas
 Keeps blanket off the feet to prevent foot cramping
 Made of a tubular frame base
 Inserts between the box spring and the mattress
 Rests on top of the mattress when not in use
 Height adjusts up to 19", frame is 20"x6"

Blanket Support 209-004 \$19.95

Pads & Positioners



Other sizes available upon request

Eggcrate® Convoluted Overlays

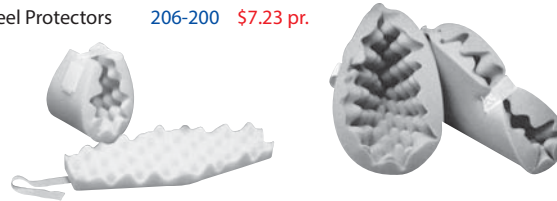
Distributes body weight evenly, reduces pressure and promotes air circulation for enhanced comfort.

Elbow Pads

Elbow Protector 206-201 \$6.50 pr.

Foot Pads

Heel Protectors 206-200 \$7.23 pr.



Wheelchair Pad

16"x18"x4" 191-011 \$6.35

Mattress Pad

2" Twin	206-500	\$36.67
2" Full	206-501	\$46.67
2" Queen	206-502	\$51.67
2" King	206-504	\$65.00
3" Twin	206-505	\$39.17
3" Full	206-506	\$63.33
3" Queen	206-507	\$71.67
3" King	206-509	\$75.71
4" Twin	206-510	\$58.33
4" Full	206-515	\$81.43
4" Queen	206-516	\$88.57
4" King	206-518	\$115.71


Positioners



Donut Positioner 206-202 \$4.95



Positioning Roll 206-205 \$7.33



Head Support 206-204 \$7.60



Abduction Pillow 206-207 \$63.83



Body Aligner Wedge

No Cover 206-203 \$8.45
Naughayde Cover 202-3CL \$46.35

Choose color from page 159



Spenco Comfort Touch

Spenco Comfort Touch pressure reduction products are made from soft, fluffed hollow core fibers called silicore® fibers. They help reduce pressure, don't matt down, and provide insulation against heat and cold. These fibers are permanently silicized to help absorb friction and prevent moisture penetration. Products made with silicore® padding are machine washer/dryer safe. Spenco Comfort Touch pads have waterproof sheeting on one side (ideal for incontinent situations) and cotton/polyester on the reverse side.

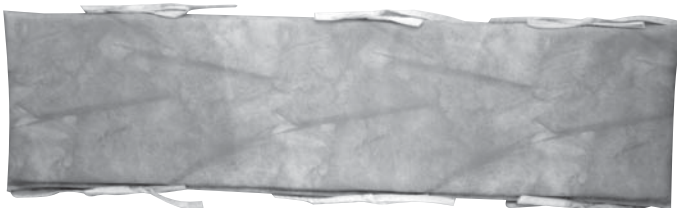


Comfort Touch

Seat	191-042	\$55.55 ea.
Bed	191-043	\$142.86 ea.
Foot Pillows	206-401	\$27.57 pr.
Elbow Pillows	206-400	\$37.18 pr.

Bed Rail Pads

Made with naughayde, 1" foam, and ties for quick attachment to bed rail. Available in three standard lengths, special sizes available upon request. Adds extra comfort for patient by covering hard metal bars with attractive 1" pad. Specify color from page 149.



Bed Rail Pads

14"x48"	202-1CL	\$67.21 a pair
14"x60"	202-2CL	\$66.90 a pair
14"x70"	202-6CL	\$72.16 a pair

Plastic Glove Box Holder



Clear Plastic Glove Box Holder **includes mounting hardware.**

Plastic Glove Box Holder
 10-3/4"x3-3/8"x3-1/2"
 209-022 \$21.87

Wire Glove Box Holder



Wall mounting hardware is included.
 Made of stainless steel with a tough white plastic coating.

Wire Glove Box Holder
 11-3/4"x3-3/8"x4-1/4"
 209-023 \$21.87

Vinyl, Powder-Free Exam Gloves



Vinyl Gloves
 272-259-SZ

\$5.58 box

100% Synthetic PVC contains no rubber, powder, or protein reducing the potential for allergic reaction due to latex allergies. They have a smooth finish and soft feel. Packed: 100 gloves per Easy Open Dispenser Box. Specify small, medium, large or x-large when ordering.

Latex, Powder-Free Exam Gloves



Latex Gloves
 272-260-SZ


\$8.08 box

Powder Free gloves are processed to contain less than 50 Micrograms of water soluble protein per gram. Packed: 100 gloves per Easy Open Dispenser Box. Specify small, medium, large or x-large when ordering.

Tri Fold Floor Pad

72" x 38" x 2" Black Non-Slip 2" angle on pad makes it easier to wheel the wheelchair onto the play therapy pad.

Tri Fold Pad
 200-219
 \$136.38 ea.



Floor Pad

58" x 58" x 3" Therapy pad, covered with naghadyde, **choose color from page 159**

Floor Pad
 200-218-CL
 \$147.93 ea.



Custom sizes available upon request

Stretcher Pads

Covered with Sure-Check Fusion III developed in cooperation with healthcare professionals to provide a comfortable, safe and effective use in healthcare facilities. They are reinforced to be strong and durable as well as antimicrobial to protect the fabric, anti-static, flame resistant, stain and odor resistant and impermeable. Meets California #117 and National Fire Protection Agency (NFPA 701, large scale) requirements.

Only Available In Black



Square Corner Pad

24"x75"x2"	223-900	\$135.42
24"x75"x3"	223-901	\$150.18
24"x75"x4"	223-902	\$168.99
26"x75"x2"	223-903	\$135.42
26"x75"x3"	223-904	\$150.18
26"x75"x4"	223-905	\$168.99
28"x75"x2"	223-906	\$168.01
28"x75"x3"	223-907	\$178.51
28"x75"x4"	223-908	\$189.36

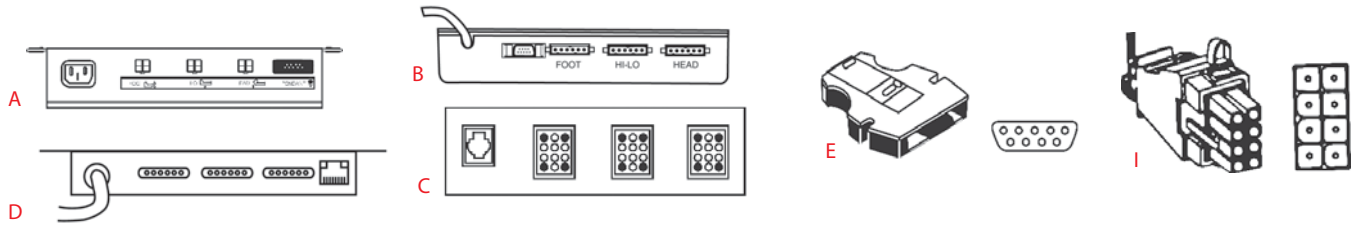
Cut Corner Pad

24"x75"x2"	223-909	\$135.42
24"x75"x3"	223-910	\$150.18
24"x75"x4"	223-911	\$168.99
26"x75"x2"	223-912	\$135.42
26"x75"x3"	223-913	\$150.18
26"x75"x4"	223-914	\$168.99
28"x75"x2"	223-915	\$168.01
28"x75"x3"	223-916	\$178.51
28"x75"x4"	223-917	\$189.36

Controls/Junct. Boxes

Replacement Hand Controls and Junction Boxes fit almost any brand of bed.

1 Year Warranty on all Hand Controls and Junction Boxes



Junction Box

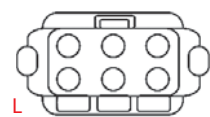
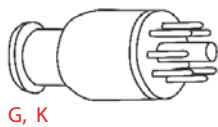
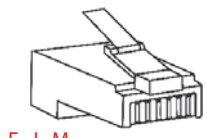
- A Invacare, 6 function, newer style after 7/98
- Invacare, 4 function, newer style after 7/98
- B Invacare, 6 function, older style before 7/98
- Invacare, 4 function, older style before 7/98
- C Smith & Davis, 6 function, for 200-407 and 200-408
- D Sci-o-Tech and Lumex, 6 function, for 200-421 and 200-422

Hand Control

- E Invacare, 6 function, low voltage 9 pin computer connector
- Invacare, 4 function, low voltage 9 pin computer connector
- F Smith & Davis, 6 function, low voltage 6 pin telephone connector
- Smith & Davis, 4 function, low voltage 6 pin telephone connector
- G Smith & Davis and Invacare, 6 function, high voltage 8 pin connector
- Smith & Davis and Invacare, 4 function, high voltage 8 pin connector
- H Sun-Tech and Joerns, 6 function, low voltage 15 pin connector
- Sun-Tech and Joerns, 4 function, low voltage 15 pin connector
- I Sun-Tech and Joerns, 6 function, low voltage 8 pin connector
- Sun-Tech and Joerns, 4 function, low voltage 8 pin connector
- J Sun-Tech and Joerns, 6 function, low voltage 8 pin telephone connector
- Sun-Tech and Joerns, 4 function, low voltage 8 pin telephone connector
- Sun-Tech and Joerns, 2 function, low voltage 8 pin telephone connector
- K Sci-o-Tech, 6 function, high voltage 8 pin connector
- L Sci-o-Tech, 4 function, tactile feel switches
- M Sci-o-Tech and Lumex, 6 function, low voltage 8 pin telephone connector
- Sci-o-Tech and Lumex, 4 function, low voltage 8 pin telephone connector
- Sci-o-Tech and Lumex, 4 function, low voltage 8 pin telephone connector with massage

200-400	Disc.
200-401	Disc.
200-404	Disc.
200-405	Disc.
200-406	\$226.56
200-420	Disc.

200-402	\$104.03
200-403	\$100.81
200-407	\$104.03
200-408	\$77.59
200-409	\$137.10
200-410	\$158.87
200-411	\$104.03
200-412	\$100.81
200-413	\$104.03
200-414	\$100.81
200-415	\$104.03
200-416	\$100.81
200-417	Disc.
200-418	\$166.41
200-419	Disc.
200-421	\$99.19
200-422	\$95.97
200-423	Disc.



Security Clips




Metal clip attached to nylon strap. Tighten strap around nurse call cord and clip to bed linens. Keeps call button or pillow speaker near patient. No teeth to tear linens.

Clip 210-100 \$3.11



Twin security clip for use in holding feeding bibs, garments and linens. Overall length is 6-1/2"

Clip 210-104 \$7.50



Clip only. Mounts with screw.

Clip 210-105 \$2.11



Nylon strap snaps around call cord. Clip end grips to bed linens to keep pillow speaker or call button in place.

Clip 210-106 \$2.82



Clips call cords to sheet. Velcro strip holds one or more cords or tubes. Washable.

Clip 210-107 \$3.00



Security clip and 6" bead chain, toothless.

Clip 210-103 \$3.76



Hooks onto call cord and attaches to bed linens. Keeps call button or pillow speaker near patient. No teeth to tear linens. Large size for 5-conductor cords; small size for 2-conductor cords.

Clips

Small	210-102	\$2.69
Large	210-101	\$2.93

Call Cords

Visit us online
Ocelco.com
for additional products & options

Single and Dual Nurse Call Cords

The pendant is internally reinforced with a metal casing to avoid easy damage. All cords are supplied with a non removable, stainless steel bed sheet clip. The cord is compatible with all momentary systems having normally open contacts and a 2 conductor, 1/4" phone plug.

Replaces:

Altecom, Auth, Callcare, Crest Cornell, Dukane, Executone, Jeron, Mastercom, Med-Tek, Picker-Briggs, Rauland, Tektone

Call Cords

Single, 6 Feet Long	316-100	\$12.43	Dual, 8 Feet Long	316-103	\$23.68
Single, 8 Feet Long	316-101	\$11.65	Dual, 10 Feet Long	316-105	\$21.65
Single, 10 Feet Long	316-102	\$14.33	Dual, 12 Feet Long	316-108	\$33.68
Single, 12 Feet Long	316-107	\$23.68			



Single and Dual Geriatric Nurse Call Cords


The pressure-sensitive pad allows the patient to call for assistance by lightly pressing on the pad. All cords are supplied with a non removable, stainless steel bed sheet clip. The cord is compatible with all momentary systems having normally open contacts and a 2 conductor, 1/4" phone plug.

Replaces:

Altecom, Auth, Callcare, Crest Cornell, Dukane, Executone, Jeron, Mastercom, Med-Tek, Picker-Briggs, Rauland, Tektone

Call Cords

Single, 10 Feet Long	316-104	\$37.43
Dual, 10 Feet Long	316-106	\$74.93



Bed Parts Order Form

We Have Bed Parts

Please supply the following information to request a quote on bed parts. You can email us at customerservice@ocelco.com, fax us at 866-829-9744, or call us toll free at 800-328-5343 to request your quote.

Your Name:

Company:

Phone Number:


Bed Manufacture:

Bed Model Number:

Bed Serial Number:

Part You Are Looking For:

Curtain Track



ON CURTAIN TRACKING PARTS

- A. Channel** 16 gauge extruded aluminum. Sold in 8 foot lengths. Approximately 7/8"x1¼".
- | | | | | | |
|------------------------|------------------|------------------|--------------|------------------|------------------|
| Silver Aluminum | 215-400-S | \$3.80/ft | White | 215-400-W | \$4.45/ft |
|------------------------|------------------|------------------|--------------|------------------|------------------|
- B. Joining Sleeve** For suspended installations. Connects straight section of one track with curved section of adjoining track. Right and left are determined by looking up at the ceiling.
- | | | | | | |
|---------------------|------------------|----------------|--------------------|------------------|----------------|
| Silver Right | 215-303-S | \$21.41 | White Right | 215-303-W | \$22.58 |
| Silver Left | 215-304-S | \$21.41 | White Left | 215-304-W | \$22.58 |
- C. Curves** Channel bent to 12" radius. 90° and 45° one bend curves standard.
- | | | | | | |
|--------------------------|------------------|----------------|-------------------------|------------------|----------------|
| 2'x2', 90° Silver | 215-505-S | \$33.00 | 2'x2', 90° White | 215-505-W | \$37.00 |
| 2'x2', 45° Silver | 215-506-S | \$33.00 | 2'x2', 45° White | 215-506-W | \$37.00 |
- D. Splicing Clamp** Anodized sleeve for joining and extending track sections assuring proper alignment of track channels. 3"
- | | | | | | |
|---------------|------------------|---------------|--------------|------------------|---------------|
| Silver | 215-504-S | \$2.14 | White | 215-504-W | \$2.70 |
|---------------|------------------|---------------|--------------|------------------|---------------|
- E. End Stop** Prevents carriers from slipping out of end of track.
- | | | | | | |
|---------------|------------------|---------------|--------------|------------------|---------------|
| Silver | 215-501-S | \$2.14 | White | 215-501-W | \$2.70 |
|---------------|------------------|---------------|--------------|------------------|---------------|
- F. Snap Out Fitting** Permits easy replacement of carriers.
- | | | | | | |
|---------------|------------------|---------------|--------------|------------------|---------------|
| Silver | 215-503-S | \$2.14 | White | 215-503-W | \$2.70 |
|---------------|------------------|---------------|--------------|------------------|---------------|
- G. Ceiling Clip** Recommended spacing: 2" to 6". For fastening track channel to T-bar on drop ceiling. Color: Off White.
- | | | | | | |
|--|----------------|---------------|--|--|--|
| | 215-109 | \$5.45 | | | |
|--|----------------|---------------|--|--|--|
- H. Suspension Tube** Recommended Spacing 6". Made from 1" O.D. hollow anodized aluminum tubing. Sold in 8 foot lengths.
- | | | | | | |
|---------------|------------------|------------------|--------------|------------------|------------------|
| Silver | 215-401-S | \$3.80/ft | White | 215-401-W | \$4.45/ft |
|---------------|------------------|------------------|--------------|------------------|------------------|
- I. Screw Insert** Inserts in end of suspension tube. Holds suspension tube to track channel. One needed for each tube.
- | | | | | | |
|------------------------|----------------|---------------|--|--|--|
| Silver Aluminum | 215-402 | \$1.07 | | | |
|------------------------|----------------|---------------|--|--|--|

Curtain Track


Visit us online at curtaintracking.com




J



K



L



M



N




O



P



Q



R

FREE SHIPPING ON CURTAIN TRACKING PARTS

J. Ceiling Flange Constructed of heavy-duty aluminum. For connecting suspension tube to ceiling. Fasteners required to attach flange to ceiling. Hole in side for screwing to suspension tube.

Silver 215-300-S \$16.45
White 215-300-W \$7.50

K. Nylon Wall Bracket For fastening track channel to wall in suspended installations.

Silver 215-301 \$14.20

L. T-Bracket For suspended installations. Joins 2 tracks into 90° connection.

Silver 215-107 \$11.56

M. Cross Bracket For suspended installation. Center piece subdivides 4 bed areas.

Silver 215-108 \$11.56

N. Single Carrier Carrier spacing: 6". Block supported from 2 nylon wheels. Plated swivel and curtain hook for effortless and quiet curtain movement. Carrier width: approximately 1/2".

215-500 \$1.89

N. Single Breakaway Carrier Carrier spacing: 6". Nylon block supported from 2 nylon wheels. Break weight is 15-20 lbs

215-502 \$1.89

O. Drop Chain Extension chain 18" long constructed of nickel plated steel. Used when ventilation space is required and mesh top is not feasible.

215-103 \$4.33

P. PVC Drop Strip Extension strip 18" long constructed of PVC. Hole at top slips over hook on carrier. Plated hook at bottom for attaching curtain. Used in place of mesh for ventilation at top of curtain.

215-104 \$2.79

Q. Curtain Tie-Back Chain constructed of nickel plated brass prevents billowing of curtain from track end.

215-102 \$6.74

R. Wall Bracket Wall Bracket Assembly for Curtain Tracking, 2-Piece White Plastic

White 215-404 \$9.33





**Inpro Formatrac
Flexible Curtain Track**

Flexible Curtain Tracking

Flexible curtain tracking gives you a quick and easy option for room renovations. Our selection of bendable curtain track comes in 8', 16', 40' & 105' lengths. Below you will find the flexible curtain track materials including all of the necessary hardware for installation. If you have any questions on our flexible curtain tracking please contact our friendly customer service. We will be happy to assist you.

Features:

A 99% recycled aluminum core and ABS (non-PVC) shell - this patented product provides a sustainable solution for your track needs.

Aluminum core and ABS shell is easily trimmed on-site with a hand saw.

The ABS material does not contain phthalates, PCBs (Polychlorinated biphenyls), or PBTs (Persistent Biocumulative Toxins).

Easy to install and works with virtually any ceiling type including both tegular and flush ceiling tile.

Carriers that slide quietly and effortlessly across the track.

Class A Fire Rating.

FREE SHIPPING

ON FLEXIBLE CURTAIN TRACKING

Flexible Curtain Track Case Study:

Before:

The curtain track and carrier use a plastic carrier that slides in the metal track. This style of track and carrier has a tendency to repeatedly get stuck and slide, which creates rattling, and plastic on metal contact that produces excess noise. The curtains tested within the NICU produced 50% more instantaneous noise than the goal.

After Renovation Complete:

The new flexible curtain track and carriers produce **75% less sound** than the original grooved style and has been installed throughout all hospital Level III areas.




Curtain Track Carrier
215-110 \$1.57

Flexible Curtain Track Options


- Flexible Curtain Track Roll, 8 Feet
- Flexible Curtain Track Roll, 16 Feet
- Flexible Curtain Track Roll, 40 Feet
- Flexible Curtain Track Roll, 105 Feet

FREE SHIPPING

215-350	\$36.60
215-351	\$66.80
215-353	\$197.93
215-352	\$414.41



End Stop With Hook
215-112 \$1.57



End Stop
215-111 \$1.57



Track Spring Clip
2215-114 \$2.55



Spring Clip With Grid Clip
215-113 \$5.19

Sure Chek Shower Curtains

Sure-Chek Shower Curtains are flame resistant, stain resistant, antistatic, odor resistant, durable, antimicrobial, durable, decorative, economical shower curtains. Sure-Chek Shower Curtains are the national best-seller for Healthcare facilities is heavy weight (coated) IFR polyester with patented inert chemicals to provide anti-bacterial, anti-microbial and anti-static properties for the life of the product. Sure Chek curtains are made with durable #2 grommets and to help ensure against the buildup of bacteria are manufactured with no side or bottom hems.



Call For Available Colors

		Horizontal Width					
		36"	Price	54"	Price	72"	Price
Vertical Height	72"	218-441-CL	\$43.20	218-445-CL	\$49.92	218-452-CL	\$56.16
	75"	218-442-CL	\$46.08	218-446-CL	\$50.88	218-453-CL	\$56.16
	78"	218-443-CL	\$46.08	218-447-CL	\$50.88	218-458-CL	\$56.40
	81"	N/A		218-448-CL	\$51.84	218-454-CL	\$57.12
	84"	N/A		218-449-CL	\$51.84	218-455-CL	\$57.12
	87"	N/A		218-450-CL	\$53.28	218-456-CL	\$57.12
	90"	N/A		218-451-CL	\$54.72	218-457-CL	\$57.60



ON SHOWER CURTAINS

Chalet Shower Curtains

Chalet shower curtains are treated with an anti-microbial agent that inhibits and controls bacteria and mildew growth. Visa[®] fabric is breathable and resists stains, Woven: 100% polyester with Visa[®] finish



Call For Available Colors

		Horizontal Width									
		36"	Price	42"	Price	48"	Price	54"	Price	60"	Price
Vertical Height	72"	218-577-CL	\$77.90	218-581-CL	\$77.90	218-585-CL	\$77.90	218-589-CL	\$77.90	218-593-CL	\$77.90
	78"	218-578-CL	\$77.90	218-582-CL	\$77.90	218-586-CL	\$77.90	218-590-CL	\$77.90	218-594-CL	\$77.90
	84"	218-579-CL	\$77.90	218-583-CL	\$77.90	218-587-CL	\$77.90	218-591-CL	\$77.90	218-595-CL	\$77.90
	90"	218-580-CL	\$77.90	218-584-CL	\$77.90	218-588-CL	\$77.90	218-592-CL	\$77.90	218-596-CL	\$77.90
		70"	Price	78"	Price	84"	Price	90"	Price	102"	Price
Vertical Height	72"	218-597-CL	\$77.90	218-601-CL	\$120.48	218-605-CL	\$120.48	218-609-CL	\$126.60	218-613-CL	\$126.60
	78"	218-598-CL	\$77.90	218-602-CL	\$120.48	218-606-CL	\$120.48	218-610-CL	\$126.60	218-614-CL	\$126.60
	84"	218-599-CL	\$77.90	218-603-CL	\$130.51	218-607-CL	\$130.51	218-611-CL	\$136.42	218-615-CL	\$136.42
	90"	218-600-CL	\$77.90	218-604-CL	\$130.51	218-608-CL	\$130.51	218-612-CL	\$136.42	218-616-CL	\$136.42

Shower/Commode Chairs

PVC Shower/Commode Chairs

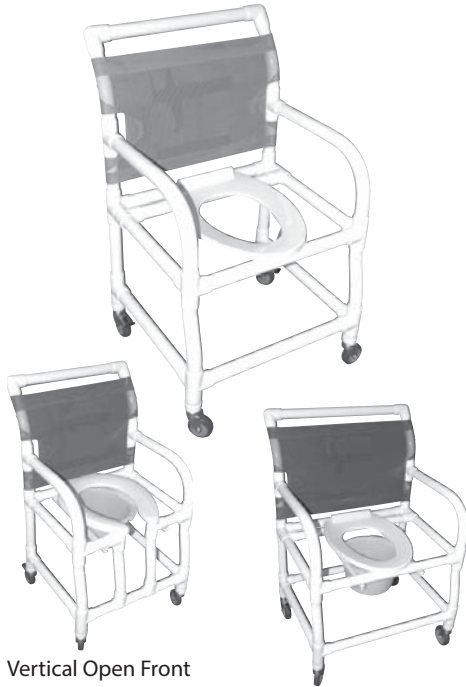
Features:

Deluxe elongated extra heavy-duty contoured open front seat.
All casters and backs are double wall reinforced with schedule 40, 1" PVC.
Aesthetically pleasing, with curved arms (no sharp edges).
Anti-slip safety hand grips (Arm Section).
Fast drying and removable mesh back.
Personal pouch/pocket.
All models fit over standard height toilet seats.
Structurally designed with 30% more security (with four stainless steel bolts on commode seat).
All casters have threaded stem for extra security and safety, casters will not fall or pull out with normal use.
Chairs shipped Royal Blue unless otherwise specified.

CUSTOM SIZE

Custom Sizes and configurations are available upon request. Most Chairs can be built to your specifications.

Specify color from page 159



Vertical Open Front

Specifications:

Between Arms: 15"
Seat Clearance: 16.5"
Dimensions: 19"x21.25"x38"
Weight Capacity: 300 lbs.

15" Small PVC Commode/Shower Chairs

Standard with 3" Heavy Duty Casters	223-737-CL	\$95.00
3" Twin Wheel Caster Upgrade, must order with chair	243-210	No Charge
4" Twin Wheel Caster Upgrade, must order with chair	243-211	\$11.67 a set
4" Heavy Duty Wagner Wheel Caster Upgrade, must order with chair	243-216	\$20.00 a set

Specify color from page 159

Specifications:

Between Arms: 18"
Seat Clearance: 17.5"
Dimensions: 22"x22.75"x38.5"
Weight Capacity: 300 lbs.

18" Standard PVC Commode/Shower Chairs

Standard with 3" Heavy Duty Casters	223-700-CL	\$95.00
Folding with 3" Heavy Duty Casters (22"x23"x36")	223-707-CL	\$95.00
Tilted Seat with 3" Heavy Duty Casters	223-713-CL	\$95.71
Vertical Open Front with 3" Heavy Duty Casters	223-706-CL	\$122.86
3" Twin Wheel Caster Upgrade, must order with chair	243-210	Disc.
4" Twin Wheel Caster Upgrade, must order with chair	243-211	\$11.67 a set
4" Heavy Duty Wagner Wheel Caster Upgrade, must order with chair	243-216	\$20.00 a set
5" Heavy Duty Wagner Wheel Caster Upgrade, must order with chair	243-217	\$30.00 a set

Specify color from page 159

Specifications:

Between Arms: 21"
Seat Clearance: 18.75"
Dimensions: 25"x25.5"x38.5"
Weight Capacity: 350 lbs.



21" Wide PVC Commode/Shower Chairs

Standard with 3" Heavy-Duty Casters	223-721-CL	\$122.86
4" Heavy Duty Wagner Wheel Caster Upgrade, must order with chair	243-216	\$20.00 a set
5" Heavy Duty Wagner Wheel Caster Upgrade, must order with chair	243-217	\$30.00 a set

Specify color from page 159

Specifications:

Between Arms: 24"
Seat Clearance: 18.75"
Dimensions: 28"x25.5"x39.75"
Weight Capacity: 400 lbs.



24" Extra Wide PVC Commode/Shower Chairs

Standard with 4" Heavy-Duty Casters and 7 qt. Pail	223-726-CL	\$140.00
Standard with 4" Heavy-Duty Casters, bar in back and 7 qt. Pail	223-727-CL	\$145.71
5" Heavy Duty Wagner Wheel Caster Upgrade, must order with chair	243-217	\$30.00 a set

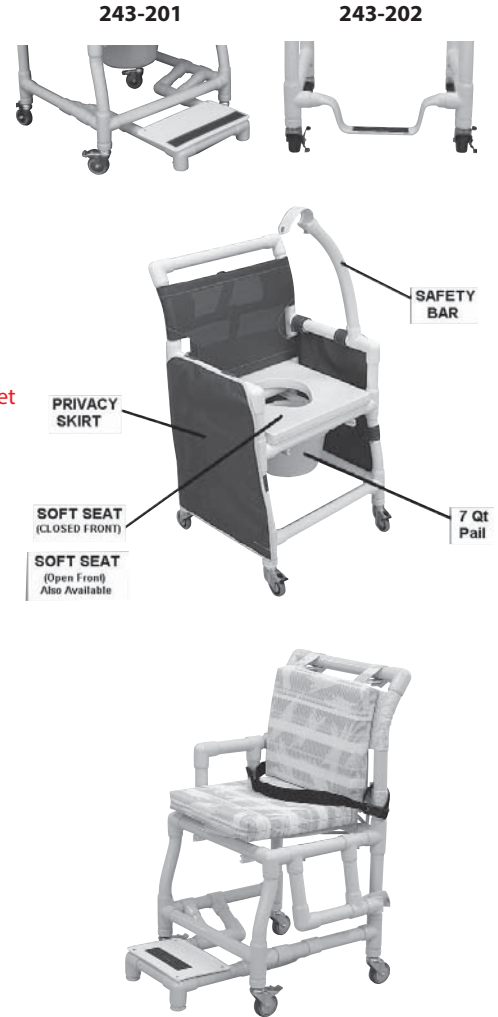
Specify color from page 159

Shower/Commode Chairs

Visit us online
Ocelco.com
 for additional products & options

Upgrades and Options (must order with chair)


Safety Bar	243-203	\$19.17
Double Drop Arms	284-906-SH	\$51.67
Footrests		
Sliding Footrest	243-201	\$48.33
Standard Footrest	243-202	\$23.33
Seat Upgrades		
Open or Closed Front Soft Seat	243-205-SZ	\$71.23
Push Handles	243-209	\$13.33 a set
Accessories and Options		
Privacy Skirts		
Specify Chair Style and Size (model # helpful)	243-200-CL	\$33.33
Safety Belts		
Choose Velcro or Buckle Closure	243-204-ST	\$16.67
Commode Pails		
7qt Pail	243-206-07	\$16.67
12qt Pail	243-206-12	\$20.00
Cushions		
Seat Cushion, Mesh	243-207-CL	\$38.33
Backrest Cushion, Mesh	243-208-CL	\$38.33



Specify color from page 159

Seat Replacements		
Open Front Soft Seat	243-231-OF	\$68.97
Closed Front Soft Seat	243-231-CF	\$72.41
Deluxe Closed Front Elongated Seat	243-230	\$43.97
Deluxe Closed Front Elongated Seat with Lid	243-230-WL	\$48.28
Deluxe Open Front Elongated Seat	243-234	\$51.72
Standard Seat	243-235	\$33.33

Specify color from page 159

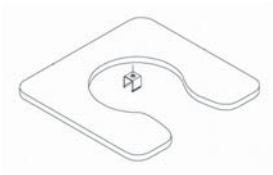


Replacement Casters		
3" Composite Twin Wheel Casters, 2 Locking 2 Non-Locking	243-240-03	Disc
4" Composite Twin Wheel Casters, 2 Locking 2 Non-Locking	243-240-04	\$51.72 a set
3" Wagner Casters, 2 Locking 2 Non-Locking	243-241-03	\$48.28 a set
4" Wagner Casters, 2 Locking 2 Non-Locking	243-241-04	\$58.62 a set
5" Wagner Casters, 2 Locking 2 Non-Locking	243-241-05	\$82.76 a set
3" Tente Casters, 2 Locking 2 Non-Locking	243-242-03	\$77.59 a set
5" Tente Casters, 2 Locking 2 Non-Locking	243-242-05	\$141.94 a set
3" Steinco Casters, 2 Locking 2 Non-Locking	243-243-03	Disc
5" Non-Rust Premium Casters, 2 Locking 2 Non-Locking	243-244-05	\$116.13 a set



Commodes

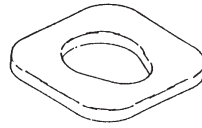
Commode Seats



Invacare
231-101
\$26.11 ea.



Invacare
231-102
\$28.19 ea.



Drive
231-104
\$42.30 ea.



Drive
231-100
\$22.56 ea.



Lumex
231-109
\$29.59 ea.

Commode Pail Hangers



Invacare
231-301
Disc.



Invacare
231-302
Disc.

Commode Brackets



Invacare
Use with 231-101
231-403
\$6.23ea.



Invacare
Use with 231-102
231-402
\$7.72 ea.

Commode Buckets



Everest & Jennings
231-203
\$27.04 ea.



Lumex
231-202
\$5.32 ea.



Most
231-204
\$9.50 ea.



Drive
12 qt.
231-206
\$6.70 ea.



Drive
7.5 qt.
231-207
\$7.66 ea.



Invacare
231-201
\$13.96 ea.

Commode Splash Guards



Drive
231-501
\$4.62 ea.

With Handles
231-505
\$4.62 ea.



Lumex
231-502
\$4.44 ea.



Lumex
231-503
\$5.10 ea.



Invacare
231-504
\$6.72 ea.

Toilet Safety Rail Bracket



232-100 \$6.30 ea.

Lumex Raised Toilet Seat Clamps



231-404 \$14.32 ea.



231-405 \$28.33 pr.

Commodes

Visit us online
Ocelco.com
 for additional products & options

Folding Steel Commode

Features:

Easily opens and folds.
 Folds flat for convenient storage and transportation.
 Durable plastic snap on seat and lid.
 Grey powder coated steel welded construction increases strength and durability.
 Plastic arms for added comfort.
 Comes complete with 7.5 qt. commode bucket, cover and splash shield.

Commode 221-118 \$34.95



Aluminum Wheeled Commode with Plastic Armrests

Features:

Anodized aluminum frame.
 Back easily removes, tool free.
 Angled back for support and comfort.
 Full length plastic armrests.
 Comes with pail and cover.
 Limited Lifetime Warranty.

Specifications:

Seat Height: 21"
 Between Arms: 18½"
 Width: 24"
 Seat Depth: 16"
Weight Capacity: 300 lbs.

Commode 223-102 \$99.95



Drop Arm Commode

Specifications:

Seat Height: 19" to 23"
 Between Arms: 18"
 Width: 23"
 Seat Depth: 16"
Weight Capacity: 300 lbs.

Drop Arm 221-208 \$94.95



Aluminum Shower Chair

Specifications:

Standard
 Seat Height: 21"
 Clearance: 17½"
 Between Arms: 19"
Weight Capacity: 300 lbs.

Shower Chair 223-100 \$99.95



Shower Chair Backs

Shower Chair Backs

\$10.65
 Invacare 233-300
 Temco 21" Wide 233-200
 Temco 21¾" Wide 233-202
 Lumex Shaped 233-100
 Lumex Square 233-103


Made with long wear, white nylon.
 Other colors and brands available upon request.

Roho Shower/Commode Seat Cushion

Designed to fit shower chairs, the Commode Seat cushion offers the therapeutic benefits of the LOW PROFILE® cushion.

Features:

2" Cell Height
 Prevents pressure sores
 Distributes pressure and weight
 Minimizes shear and friction



Commode Seat Cushion 707-513-SZ \$361.58

Roho Toilet Seat Cushion

The Toilet Seat cushion is designed for standard size toilets and portable bedside commodes. Maximizes stability of the user while protecting from a potential risk of tissue breakdown. Positions the body securely.



Toilet Seat Cushion 707-512 \$209.21

Toilet Seats

Standard Plastic Toilet Seat Open Front Without Cover



230-112 White \$29.63 ea.

Elongated Plastic Toilet Seat Open Front Without Cover



230-114 White \$36.54 ea.
230-214 Black \$36.37 ea.

Family Toilet Seat



230-117 White \$78.03 ea.
Fits all standard toilets

Standard Plastic Toilet Seat Open Front With Cover



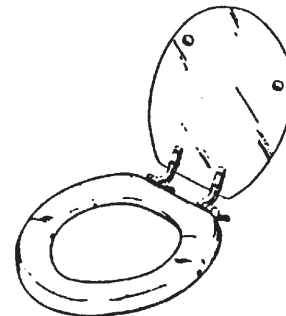
230-111 White \$26.85 ea.
230-211 Black \$23.00 ea.

Elongated Plastic Toilet Seat Open Front With Cover



230-113 White \$34.91 ea.

Standard Plastic Toilet Seat



230-110 White \$19.91 ea.

Big John Toilet Seats

The Big John Toilet Seat has a larger, more comfortable opening and a luxuriously contoured sitting surface that is roomier than any other toilet seat on the market. The seat is made from the highest grade of ABS plastic which is both stain and chemical resistant. Stainless steel hinges provide unbreakable strength. The Big John Toilet Seat has been uniquely engineered to perfectly fit either a round or elongated toilet bowl. This seat has large stabilizing rubber bumpers that literally grip the porcelain bowl and keep the seat from any unwanted shifting. This exceptional seat is rated at over 1,200 pounds.

Toilet Seat with Cover

Dimensions:

Outside: 19" x 19"

Inside: 11½" x 8¾"

Weight Cap. 1200 lbs



Toilet Seat w/Cover, White 230-125-WH \$120.00
Toilet Seat w/Cover, Cream 230-125-CR \$127.14

Open Front Toilet Seat with Cover

Dimensions:

Outside: 19" x 19"

Inside: 11½" x 8¾"

Weight Cap. 1200 lbs



Toilet Seat w/Cover, White 230-126 \$120.00

Open Front Toilet Seat No Cover

Dimensions:

Outside: 19" x 19"

Inside: 11½" x 8¾"

Weight Cap. 1200 lbs



Toilet Seat No Cover, White 230-127 \$112.86

Support for Wall Mounted Toilets

Wall-hung china toilet bowls are only rated to support up to 300 lbs. With the toilet support, you can now increase the weight capacity of a wall-mounted toilet to 1,000 lbs.



Toilet Support 230-128 \$142.86

Raised Toilet Seats

Visit us online
Ocelco.com
 for additional products & options

Molded Raised Seat with Hand Grips



Specifications:
 Raised Height: 5"
 Seat Width: 15½"
 Seat Depth: 16"

Raised Toilet Seat 225-102 \$19.95

Economy Raised Toilet Seat



Specifications:
 Raised Height: 4½"
 Seat Width: 15"
 Seat Depth: 15"

Raised Toilet Seat 225-111 \$15.95

Raised Seat with Locking Clamp



Specifications:
 Raised Height: 4½"
 Arm Height: 6"
 Between Arms: 18"
 Seat Width: 17"
 Seat Depth: 16½"



Raised Toilet Seats
 Without Arms 225-109 Disc.
 With Arms 225-125 \$33.00

Lock-On Raised Toilet Seats



Specifications:
 Raised Height: 5"
 Arm Height: 4½"
 Between Arms: 19"
 Seat Width: 16"
 Seat Depth: 17"

Raised Toilet Seats
 Without Arms 225-117 \$35.30
 With Arms 225-118 \$52.05

2 in 1 Locking Elevated Toilet Seat w/Removable Arms



Specifications:
 Raised Height: 5"
 Between Arms: 18"
 Seat Width: 15½"
 Seat Depth: 16"
 Weight Cap: 300lbs

Raised Toilet Seat 225-124 \$37.48

Clamp-On Raised Seat with 5 Mounting Brackets



Specifications:
 Raised Height: 4" to 6"
 Seat Width: 15"
 Seat Depth: 15½"
 Number of Clamps: 5

Raised Toilet Seat 225-101 Disc.



Toilevator

Specifications:
 Dimensions: 11½"x24"
 Total Height: 3½"
Weight Capacity: 500 lbs.

Toilevator 225-121 \$108.57



Premium Seat Riser

Specifications:
 Seat Width: 14"
 Seat Depth: 17"
 Seat Height: 3½"
 Between Arms: 19"
Weight Capacity: 300 lbs.

Raised Toilet Seats
 Standard Toilet 225-119 \$61.85
 Elongated Toilet 225-120 \$61.85

Tall-Ette Elevated Toilet Seat



Specially designed to meet the needs of people who have undergone unilateral or bilateral total hip replacement. Adds 4" to seating level.

Elevated Toilet Seats
 Standard Toilet 225-100-S \$54.00
 Elongated Toilet 225-100-E \$53.95

Versa Height Raised Toilet Seat



Specifications:
 Raised Height: 4½" -6"
 Max Seat Angle: 8½°

Raised Toilet Seats
 4 Clip-on Brackets 225-105 \$38.33
 2 Clip-on and 2 Locking Brackets 225-106 \$40.42

Toilet Safety Frame



Ensures patient safety and security when using a raised toilet seat. Arms are adjustable to fit most bowl heights. Width between arms adjust with positive lock push buttons.

Specifications:
Between Arms: 18" to 25"
Height to Arms: 27" to 31"
Weight Capacity: 300 lbs.

Grab Bar 222-100 \$26.75

Deluxe Toilet Safety Rails



Cantilevered arm design maximizes transfer flexibility and user comfort. Closed cell foam armrests provide a comfortable, sure grip.

Specifications:
Between Arms: 18" to 24"
Armrest to Floor: 26" to 31"

Grab Bar 222-300 \$39.50 a pair



Tub Safety Rail

Specifications:
Clamp: 3½" to 5½"
Weight Capacity: 300 lbs.

Safety Rail
8"x11" 224-100 \$23.25



Hi-Lo Bar

Specifications:
Dimensions: 16"x14¾"
Weight Capacity: 250 lbs.

Hi-Lo Bar 224-101 \$30.00



Tub Grab Bar

Specifications:
Height Above Tub: 13½"
Clamps: 2¾" to 6¼"

Safety Rail 224-106 \$47.47



Clamp on Tub Rail

Specifications:
Height Above Tub: 14¾"
Clamps: 3" to 7"

Safety Rail 224-104 \$27.95



Plastic Tub Rail

Specifications:
Height Above Tub: 12"
Width: 6"
Length: 7¾"
Clamps: 2½" to 6½"

Safety Rail 224-102 \$29.95



Heavy-Duty Bathtub Safety Rail

Specifications:
Height Above Tub: 13¾"
Width: 7"
Fits Tub Walls: 3" to 7¼"
Weight Capacity: 300 lbs.

Safety Rail 224-105 \$29.95

Safe-Solution® Anti-Slip Treatment For Tile Floors and Steel-Enameled Bathtubs

What is Safe Solution?

The Safe Solution is an exclusive, proprietary product providing unsurpassed anti-slip qualities. It is biodegradable and environmentally safe. It's a three component chemical solution treatment designed to increase traction by creating microscopic channels in most hard mineral surfaces; such as: ceramic tile, clinker/quarry tile, porcelain tiles, granite, and steel-enamel bathtubs.

The Safe Solution:

is a treatment, not a paint or coating, that is applied to non-porous hard mineral surfaces. Prior to the application of the Safe Solution, when water or grease puddle on these surfaces, you were actually hydroplaning on the film of water or contaminants. After the Safe Solution Anti-Slip Treatment System is applied, a microscopic channel is created for the water and oils to be disbursed from under foot, allowing you to make better contact with the surface at all times. "The Safe Solution dramatically increases traction by increasing the coefficient of friction."

The Maintenance Solution™:

is an antibacterial, nontoxic, high performance, multipurpose cleaner. It's formulated to be used from the toughest commercial applications to cleaning windows. Its dilution capabilities make it a cost efficient and effective daily cleaning regimen for a myriad of industrial, commercial, and residential uses. Recommended for cleaning floors and tubs treated with "Safe Solution".



Safe Solution

1 Tub or 17 Square Feet	400-250	\$29.95
2 Tubs or 35 Square Feet	400-251	\$40.75
24 Tubs or 420 Square Feet	400-252	\$315.32

Maintenance Solution

4, 1 Gallon Bottles	400-254	\$85.60
5 Gallon Container	400-253	\$99.94

It is truly Amazing!

We have testimonials from:
Best Western, Domino's Pizza,
DoubleTree Hotels, Holiday Inn,
Howard Johnson, Ramada,
Super 8 and more.

For larger quantities, please call for special pricing!

Full application and maintenance programs are available where we take care of everything.

No-Rinse

For bathing when using a tub is inconvenient or impossible.

No-Rinse Bathing Wipes

One complete bath (8 wipes)
Aloe and Lanolin Enriched
Cleans and Deodorizes
Saves time and resources
Can be warmed in microwave

No-Rinse Shampoo

Ready to use, no water needed
Apply, lather, towel dry
Eliminates odors
Safe, comfortable, convenient

No-Rinse Body Bath

Concentrated formula
1 oz. in basin for basin bath
No rinsing is required
Apply, lather, towel dry

No-Rinse Hair Conditioner

Ready to use
Apply and leave in or towel dry
May be rinsed if desired
Detangles, adds extra body



No-Rinse Shampoo

Case of 12-2 oz. Bottles	317-120	\$12.00 a case
Case of 144-2 oz. Bottles	317-121	\$100.80 a case
Case of 24-8 oz. Bottles	317-123	\$60.40 a case
Case of 12-16 oz. Bottles	317-124	\$53.80 a case
Case of 4-1 Gallon Bottles	317-125	\$76.87 a case

No-Rinse Conditioner

Case of 144-2 oz. Bottles	317-132	\$104.91 a case
Case of 12-8 oz. Bottles	317-133	\$24.40 a case

No-Rinse Wipes

Case of 24-8 Packs	317-126	\$61.20 a case
--------------------	---------	----------------

No-Rinse Body Bath

Case of 12-2 oz. Bottles	317-127	\$12.40 a case
Case of 144-2 oz. Bottles	317-128	\$104.91 a case
Case of 24-8 oz. Bottles	317-129	\$68.40 a case
Case of 12-16 oz. Bottles	317-130	\$57.20 a case
Case of 4-1 Gallon Bottles	317-131	\$92.80 a case

Grab Bars

White Powder Coated Grab Bar



Features:

Heavy-duty steel construction.
Large 3-hole welded flanges provide additional security.
Mounts vertically or horizontally.
1½" distance from the wall.
1" in diameter.
Limited Lifetime Warranty.

Grab Bar

12"	220-220	\$11.67
16"	220-221	\$12.67
18"	220-222	\$13.23
24"	220-223	\$14.52
32"	220-224	\$16.42
36"	220-225	Disc.

Chrome, Knurled Grab Bar



Features:

Durable, chrome-plated steel is attractive and easy to clean.
Knurling around the grab bar diameter provides a no-slip grip.
Mounts vertically or horizontally.
1½" distance from the wall.
1" in diameter.
Limited Lifetime Warranty.

Grab Bar

12"	220-226	\$13.23
16"	220-227	\$14.52
18"	220-228	\$25.95
24"	220-229	\$17.05
32"	220-230	\$19.45



Extend A Hand

Extend A Hand is a product that rewards the individuals with added safety and stability. This product is used in "at-risk to fall" areas in your home. Falls in the home cause additional medical expense and are a main reason for people to seek assisted living alternatives. Extend A Hand is preferred for assistance in maneuvering through a "at-risk-to-fall" area of your home, cottage, boat, garage, RV or hot tub area. Extend A Hand folds out and locks 12" from the wall, plus between the locking extension is a conventional grab bar. With Extend A Hand engaged this grab bar is easier to reach. This product will give you added safety for maneuvering in and out of the bathtub. Once inside you can still use the Extend A Hand for balance assistance while showering. If you don't need the extension it folds down out of the way. Extend A Hand is made with powder coated aluminum and all stainless steel mounting hardware. The rust free materials allow it to be mounted in shower or hot tub areas. Extend A Hand can withstand over 600 lbs. of sustained weight directly on the 12" easy lift auto-locking extension armature.




Extend A Hand is ADA & ADAAG compliant.
It has passed NAHB testing for ASTM F446-93.
Extend A Hand is a DME Medicare registered device.

White

16"x12"	220-463	\$126.00 ea.
24"x12"	220-467	\$134.67 ea.
32"x12"	220-465	Disc.

Stainless Steel

16"x12"	220-464	\$141.38 ea.
24"x12"	220-468	\$151.25 ea.
32"x12"	220-466	\$169.64 ea.



No-Slip Strip By 3M


No-Slip-Strip with heavy-duty adhesive. Use in bathrooms, hallways, ramps, rails, footplates, stairs, showers or anywhere you need no-slip protection. Available in 1" and 2" widths, Clear, White or Black in color. Sold by the roll, rolls are 60 feet long.

Anti-Slip Tape

Clear, 1"	229-001	\$42.98 roll
Black, 1"	229-005	\$40.90 roll
Black, 2"	229-006	\$97.65 roll

WingIts Tru Elegance White Grab Bar

ABS Flange, Elbows and Straights insure uniformity. NO Visible Seam Lines! Our new SEAMLESS Mold Technology. Heavy structural aluminum tube core - strength and durability. Interlocking components - only Grab Bar in its class to meet ASTM criteria - tube or fittings will never rotate. Brilliant white ABS with polished stainless steel deco rings. Eliminates the commercial look from grab bars. Economical solution to improve Grab Bar aesthetic and durability. 1.5" Diameter.



Grab Bars

12"	220-237-12	\$37.73	32"	220-237-32	\$56.23
16"	220-237-16	\$39.12	36"	220-237-36	\$50.30
18"	220-237-18	\$43.73	42"	220-237-42	\$61.43
24"	220-237-24	\$43.90	48"	220-237-48	\$69.42
30"	220-237-30	\$54.85			

The WingIt™

**The Worlds Strongest Fastener for Grab Bars.
 Allows for Installation of Grab Bars into Almost Any Wall!**

The WingIt™ can reduce the cost of retrofitting a grab bar up to 70% while allowing for freedom of placement in both new and existing construction. Dry wall, tile, and acrylic or fiberglass tub surrounds are some of the walls that the WingIt™ can be utilized.

Freedom of design: WingIts™ allow for grab bar installation to occur at any time during the building process. Architectural changes or lack of communication between the building trades will not affect the grab bar installation process. There is not any reinforcement to miss, installation of the WingIts™ can be done after the bathroom fixturing has been set.

Features:

- Waterproof seal - Incorporates 3M® VHB Tape.
- No blocking or studs needed.
- No need to tear open and reconstruct walls.
- Can be installed in all framed walls.
- In sheet rock and ceramic tile, WingIts hold up to 800 lbs.
- Meet and exceed all building codes and ADA Requirements.
- Only legal alternative to 2x10 blocking.



WingIt with screw in.

For use with grab bars on following pages or where specified. Special flanges are needed. (no charge).

WingIt, with 4" L Screw


220-232 \$30.00

WingIt, with 5" L Screw


220-232-05 \$32.00

1¼" Apache 200 Drill Bit

220-236 \$17.30



WingIt installed and tightened down.



WingIt with screw backed out.

All Grab Bars are made with stainless steel and come in 1½" diameter. Other diameters are available in 1¼" and 1" but may not meet building or state codes. All Grab Bars have 14 gauge thick, 3" diameter ends. Strong yet flexes slightly during installation to reduce the possibility of tile cracking. Pan head screws provided. 1½" space between wall and grab bar. ADA approved.

Shipping: Some items are too large to ship UPS and must go truck, these items are marked with (*) by the part number.

Options Available at an Extra Charge, please call for price.

- Peened:** Texture is achieved with metallic balls shot with high pressure air jet on the surface of the metal, which produces slight indentations.
- Anti-Slip:** is a non-slip coating applied to the surface of the bar.

Basic Straight Bar

Grab Bar

12"	220-114	\$25.83
16"	220-119	\$27.50
18"	220-113	\$28.28
24"	220-112	\$30.40
30"	220-111	\$32.92
32"	220-120	\$33.38
36"	220-110	\$35.05
40"	220-121	\$37.33
42"	220-109	\$37.80
48"	220-108	\$40.25
52"	220-122	\$45.20
54"	220-123	\$47.10



Straight Bar with Mid Support

Grab Bar

36"	220-206	\$59.53
42"	220-205	\$62.45
48"	220-204	\$65.37
52"	220-207	\$71.28
54"	220-208	\$70.88
60"	220-209	\$71.56
72"	220-210	\$91.80
84"	220-211	\$101.25
96"	220-212	\$108.00
108"	220-213*	\$126.26



Straight Bar with Corner Mount

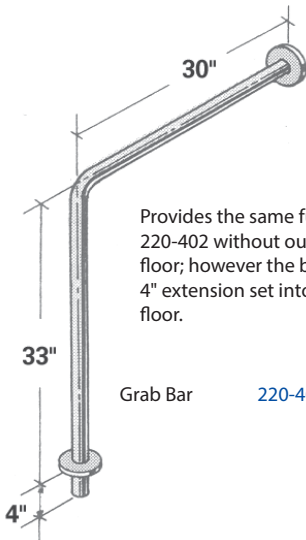
Two-wall attachment gives this bar extra support.



Grab Bar

42"	220-214	\$58.28
48"	220-215	\$62.22
52"	220-216	\$66.15
54"	220-217	\$66.93

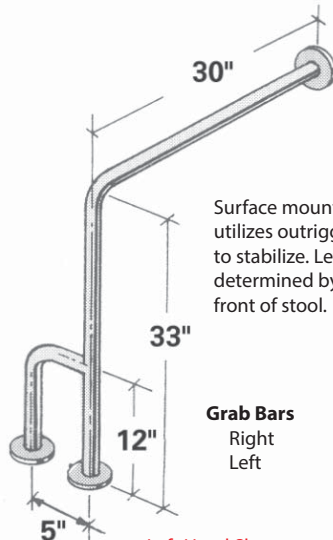
Wall to Floor Bar with 4" Extension



Provides the same function as 220-402 without outrigger at floor; however the bar requires a 4" extension set into a concrete floor.

Grab Bar	220-407	\$74.03
----------	---------	---------

Wall to Floor Bar with Outrigger

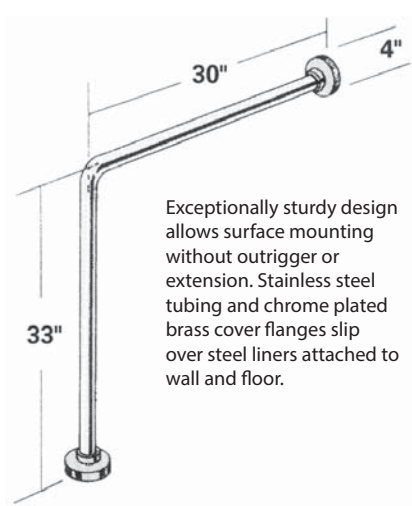


Surface mounted bar utilizes outrigger at floor to stabilize. Left and right determined by standing in front of stool.

Grab Bars	\$85.73
Right	220-403
Left	220-402

Left Hand Shown

Wall to Floor Bar



Exceptionally sturdy design allows surface mounting without outrigger or extension. Stainless steel tubing and chrome plated brass cover flanges slip over steel liners attached to wall and floor.

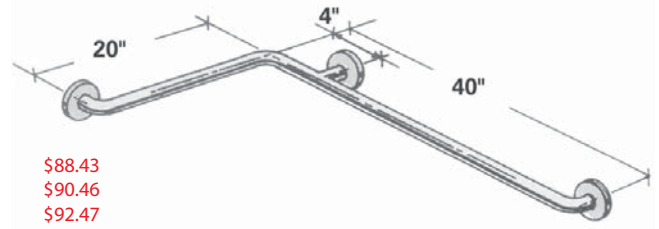
Grab Bar	220-406	\$137.39
----------	---------	----------

Grab Bars

Visit us online
Ocelco.com
 for additional products & options

Horizontal Corner Bar

This useful bar provides gripping surface on two walls. May be mounted either left or right.



Grab Bars

16"x31"	220-415	\$75.60	36"x48"	220-418*	\$88.43
24"x24"	220-416	\$75.60	36"x52"	220-419*	\$90.46
20"x40"	220-414	\$74.93	36"x54"	220-420*	\$92.47
24"x36"	220-417	\$74.93			

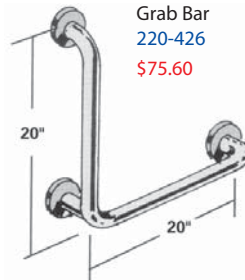
Inclined Bar

When this bar is mounted at a 45° angle, the center line is designed to hit building studs 16" apart.



Grab Bar 220-427 \$40.95

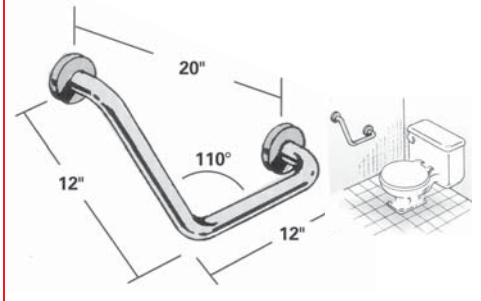
Combination Grab Bar



Grab Bar 220-426 \$75.60

Boomerang Bar

Grab Bar 220-405 \$56.70



Hockey Stick

Left and right determined by standing in front of stool.



Grab Bars \$67.73
 Right 220-425
 Left 220-424

Left Hand Shown

Horizontal/Vertical Bar

Left and right determined by standing in front of tub.



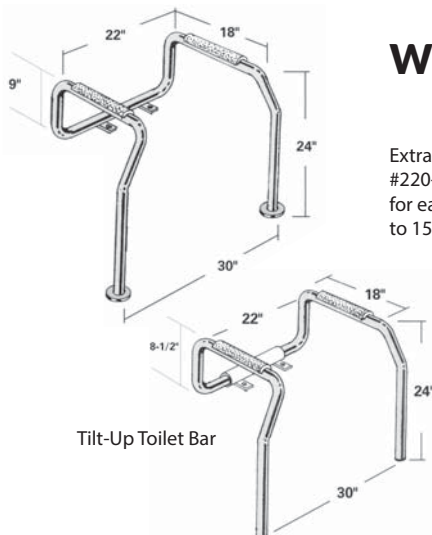
Left Hand Shown

Grab Bars

Right, 12"x24"	220-307	\$70.88
Left, 12"x24"	220-311	\$70.88
Right, 16"x32"	220-303	\$76.38
Left, 16"x32"	220-304	\$76.38
Right, 18"x32"	220-308	\$77.97
Left, 18"x32"	220-312	\$77.97
Right, 24"x36"	220-309	\$72.23
Left, 24"x36"	220-313	\$80.25
Right, 24"x48"	220-310	\$79.66
Left, 24"x48"	220-314	\$79.66

Wheelchair Toilet Bar

Extra wide legs for easy access by wheelchair users. The #220-422 mounts to the floor and the #220-423 tilts up for easy cleaning. Both bars fit toilet bowl heights of 15" to 15½", but can be modified to fit your requirements.

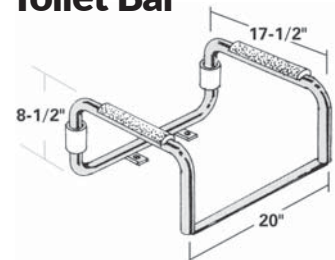


Grab Bars

Toilet Bar	220-422	\$166.00
Tilt-Up Toilet Bar	220-423	\$190.53

Tilt-Up Toilet Bar

Toilet Bar



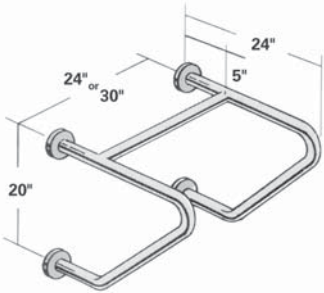
Features:

- Plastic armrests.
- 1" in diameter.
- Detachable for easy cleaning.

Grab Bar 220-421 \$149.83

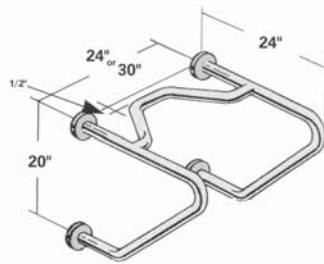
Grab Bars

Straddle Bar



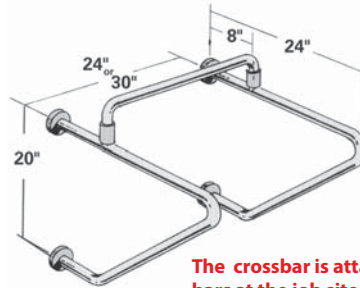
Grab Bars		
24"	220-404	\$179.99
30"	220-445	\$168.61

Straddle Bar for Flush Valve



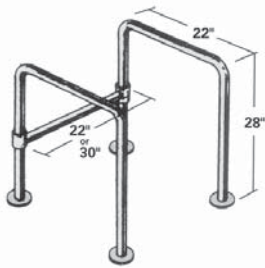
Grab Bars		
24"	220-430	\$151.70
30"	220-431	\$182.04

Straddle Bar for Tank Toilet



Grab Bars		
24"	220-432	\$165.38
30"	220-433	\$198.45

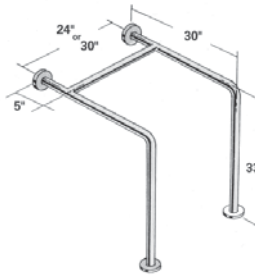
The crossbar is attached to the parallel bars at the job site with epoxy, included.



Floor Mounted Straddle Bar

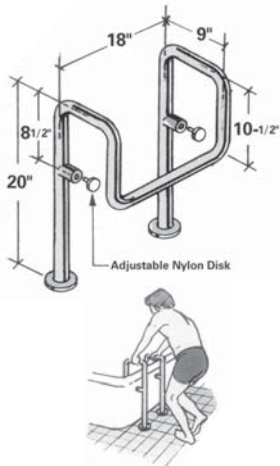
The crossbar is vertically adjustable.

Grab Bars		
22"	220-428	\$154.80
30"	220-429	Disc.



Wall to Floor Straddle Bar

Grab Bars		
24"	220-401*	\$164.75
30"	220-444*	\$197.71



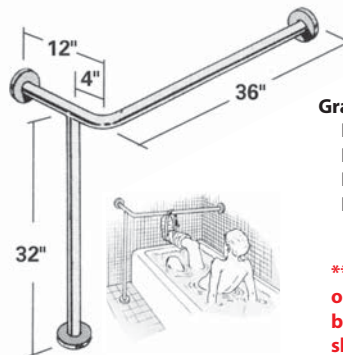
Tub Entry Bar

This bar provides a convenient grip for balance at tub entrance. The time-tested design combines floor mounting and adjustable tub brace. 1" diameter tubing.

Dimensions are for 16" tub height. If different, please give tub height from the floor.

Entry Bar	220-458	\$131.80
-----------	---------	----------

Floor/Corner Mounted Tub Bar



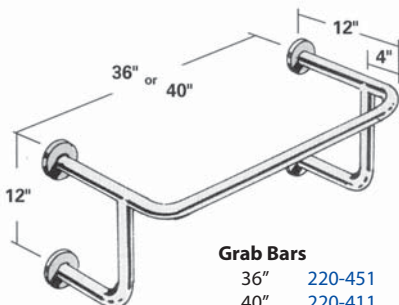
Left and right determined by standing in front of tub.

Grab Bar		
Right	220-408*	\$93.16
Left	220-409*	\$93.16
Right	220-408-S**	\$128.26
Left	220-409-S**	\$128.26

** These bars will be shipped as 2 or more pieces that can be spliced back together. This allows it to be shipped UPS rather than by Truck.

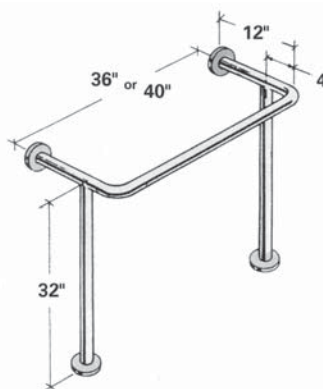
Left Hand Shown

Wall Suspended Tub Bar



Grab Bars		
36"	220-451	\$127.57
40"	220-411	\$226.92

Floor Mounted Tub Bar

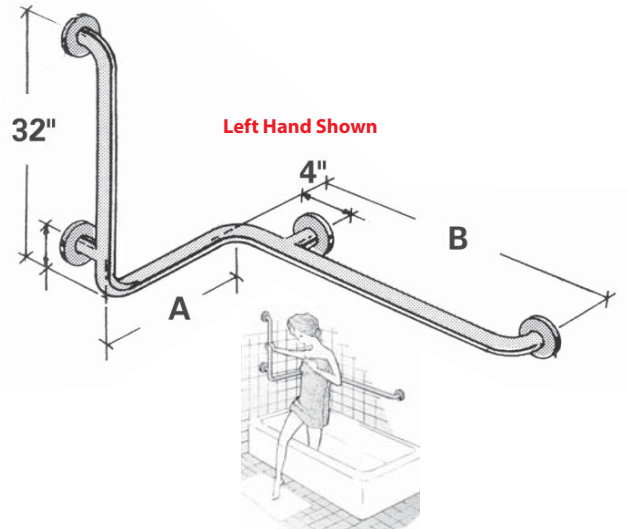


Grab Bars		
36"	220-450*	\$139.73
40"	220-410*	\$327.21
36"	220-450-S**	\$147.87
40"	220-410-S**	\$357.05

** These bars will be shipped as 2 or more pieces that can be spliced back together. This allows it to be shipped UPS rather than by Truck.

Tub/Shower Horizontal Corner Bar with Vertical Arm

These bars are excellent multi-purpose bars that provide a vertical arm and two horizontal supports for added stability. **When entering tub, if the bather's right hand grips the vertical, specify right. If reverse, specify left.**

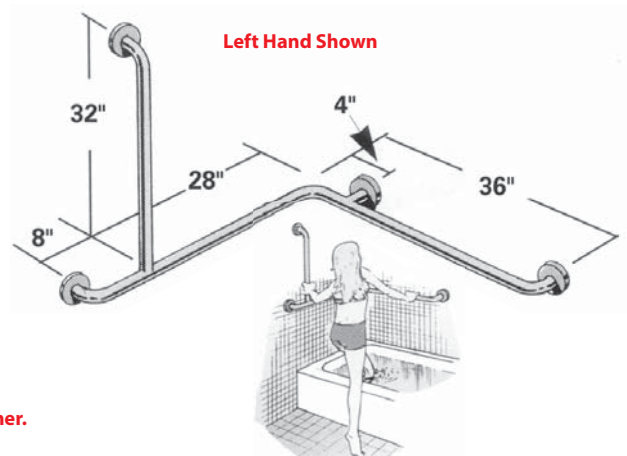


Grab Bars

Right Side, A=24" B=24"	220-454*	\$116.77
Left Side, A=24" B=24"	220-455*	\$116.77
Right Side, A=20" B=40"	220-452*	\$118.13
Left Side, A=20" B=40"	220-453*	\$118.13
Right Side, A=24" B=48"	220-412*	\$124.20
Left Side, A=24" B=48"	220-413*	\$124.20

Tub/Shower Horizontal Corner Bar with Offset Vertical Arm

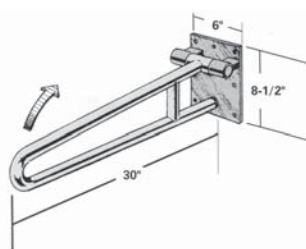
These bars are excellent multi-purpose bars that provide a vertical arm and two horizontal supports for added stability. **When entering tub, if the bather's right hand grips the vertical, specify right. If reverse, specify left.**



Grab Bars

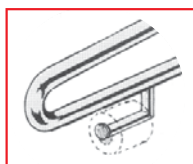
Right Side	220-456*	\$141.76
Left Side	220-457*	\$141.76
Right Side	220-456-S**	\$201.43
Left Side	220-457-S**	\$162.89

**** These bars will be shipped as 2 or more pieces that can be spliced back together. This allows it to be shipped UPS rather than by Truck.**



Swing-Up Bar

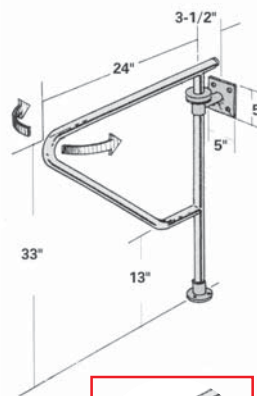
Bar swings up out of the way when not in use and is lowered into position when needed. The bar moves smoothly and easily due to adjustable tension in the hinge which also prevents it from free falling. Available with toilet paper holder.



Toilet Paper Holder


Grab Bar

Swing-Up Bar	220-460	\$196.46
Swing-Up Bar with Toilet Paper Holder	220-459	\$214.61



Swing-Away Bar

Bar swings out of way when not in use. A simple lifting motion allows user to lock arm securely in any of three positions 90° apart. To eliminate maintenance and repairs, no springs are used. Available with toilet paper holder.



Toilet Paper Holder

Grab Bar

Swing-Away Bar	220-462	\$207.03
Swing-Away Bar with Toilet Paper Holder	220-461	\$255.07

Grab Bars

P.T. Rail - Fixed and Hinged

Fold down wall mounted rail with an exceptionally solid feel and an innovative offset rail design. Finally, a double rail that makes sense and provides maximum hand and wrist comfort. **Has a weight capacity of 350 lbs.**



P.T. Rail Fixed - Powder Coat White

28" Hinged (specify right or left) 220-483-SD \$99.07
32" Hinged (specify right or left) 220-471-SD Disc.

P.T. Rail Hinged - Powder Coat White

28" Hinged (specify right or left) 220-487-SD \$161.25
32" Hinged (specify right or left) 220-469-SD \$174.85

P.T. Rail Hinged - Powder Coat Platinum Gray

28" Hinged (specify right or left) 220-480-SD Disc.
32" Hinged (specify right or left) 220-473-SD Disc.

P.T. Rail Hinged - Bright Polish Chrome Plate

28" Hinged (specify right or left) 220-505-SD \$218.75
32" Hinged (specify right or left) 220-506-SD \$218.75

P.T. Rail Hinged - Stainless Steel

28" Hinged (specify right or left) 220-496-SD \$268.62
32" Hinged (specify right or left) 220-507-SD \$256.25



Offset Dual Rail



P.T. Rail Floor Mast System

The P.T. Rail™ Floor Mast is a floor mounted column that the P.T. Rail™ wall plate (both hinged & fixed models) can mount to. **P.T. Rail not included.**

Benefits

Flexible - Allows installation of P.T. Rail™ to this floor mounted mast in situations where wall mounting of the rail is not possible or desirable.

Secure - Strong alloy steel construction insures a secure feeling of the rail.

Adaptable - Unique clamping system permits setting the rail height (top rail) between 32-36"/81-91cm from floor level.

Versatile - Accepts both fixed and folding P.T. Rail™ Models.

Features

Overall mast height: 39"

Adjustment range- 32"-36" (top rail to floor)

Floor plate - 4" X 6" with 5 fastener holes (3/8" dia)

Includes hardware clamp kit to attach rail to mast

P.T. Rail Floor Mast System

White Powder Coat 220-477 \$161.50
Gray Powder Coat 220-478 \$179.95
Stainless Steel 220-500 \$267.50



Toilet Roll Holder for P.T. Rail

Mounts to P.T. Rail to reduce reaching / twisting for toilet paper.

Toilet Roll Holder 220-502 \$20.83

I.V. Poles

A Select Care

Low profile base prevents tipping; ball bearing casters facilitate a smooth transport of the pole on all surfaces. Chrome plated steel. Height: 46¼" to 85".

B Deluxe 5-Leg

Chrome plated, steel I.V. pole height adjusts 38¼" in 1" units. Five-leg base offers maximum stability. Swivel, ball-bearing casters provide smooth rolling on all surfaces. Base is molded of unbreakable, truss-reinforced plastic. Sure-Grip clutch nut provides a full range of height positions.

C Stainless Steel Deluxe 5-Leg

Circular, Ram-Horn hooks provide secure suspension of solution containers. Friction-grip lock permits height adjustment without danger of slipping. 2-hook pole. Height: 48" to 86"

A Select Care I.V. Pole

2 Hooks 308-001 \$29.17
 4 Hooks 308-004 \$36.30

B Deluxe 5 Leg I.V. Pole

2 Hooks 308-005 \$45.27
 4 Hooks 308-006 \$58.02

C Stainless Steel Deluxe 5 Leg I.V. Pole

2 Hooks 308-003 \$85.71

MRI Non-magnetic I.V. Poles


For use in MRI room

B Deluxe 5 Leg I.V. Pole

MRI 2 Hooks 308-008 \$290.79
 MRI 4 Hooks 308-021 \$302.99

C Stainless Steel Deluxe 5 Leg I.V. Pole

MRI 2 Hooks 308-022 \$315.39
 MRI 4 Hooks 308-023 \$327.64



Pitch-It Collapsible I.V. Poles

A Table Top Model

Lightweight pole is portable and collapsible. Base easily folds up for storage or transportation. Extended height 53", collapsible height 28"

B Floor Model, No Casters


Lightweight pole is portable and collapsible. Floor Model for gravity-fed IV infusions. Extended height 72" (1779 mm)

C Floor Model, 5 Casters

Durable enough for most infusion pumps. Two telescoping sections that twist and lock to adjust the pole at different heights. Designed to hold up to 3 liters of IV fluid. Five legs for easy movement and less chance of tipping. Extended height: 74"

Pitch-IT

Table Top 308-010 \$27.00
 Floor Model, no casters 308-011 \$45.00
 Floor Models, 5 Casters 308-012 \$63.60



Ceiling Mounted I.V. Poles

Ceiling Mounted IV's mount directly to your curtain track. This allows more space for all of your other hospital equipment. IV Bag holders raise and lower without disturbing needles and tubes or causing patient discomfort.

Ceiling IV Features and Benefits:

Suspend from hospital curtain track.
 Made from stainless steel for sanitation.
 Arms fold for sterilization and easy storage.

Works With:

215-400-S or -W 8' Tracking
 215-505-S or -W 90° Tracking
 215-506-S or -W 45° Tracking
 308-104 Ceiling IV Pole Carriage

I.V. Ceiling Poles

5 Bag IV Post w/ Fixed Holder 308-109 \$47.67
 5 Bag IV Post w/ Adjustable Height Holder 308-110 \$48.00
 9 Bag IV Post w/ 2 Adjustable Height Holders 308-111 \$57.33
 9 Bag IV Post w/ One Fixed and One Height Adjustable Holder 308-112 \$57.00




308-109
 AND
 308-110



308-111
 AND
 308-112

Oxygen Conserving Regulator



Features:

Regulator and Pneumatic conserving device combined into one unit.
 Conserving ratios up to 3:1.
 LPM 1, 1½, 2, 2½, 3, 3½, 4, 4½, 5, 5½ and 6.
 Continuous flow available on all flow settings.
 Dial-in flow control.
 Maximum inlet pressure 3000 psi.
 Internal reseating relief valve protects from over-pressurization.

Oxygen Conserver 311-400 \$179.54



A



B



C



D



E



A



B



C



D

Cylinder Stands and Carts

Cylinder Stand

- A. Holds 1 C, D or E Tank 311-658 \$39.05
- B. Holds 1 M or M60 Tank 311-657 \$61.00
- C. Holds 6 C, D or E Tanks 311-659 \$40.37
- D. Holds 12 M6 (B) Tanks 311-660 \$53.12
- E. Holds 12 C, D or E Tanks 311-661 \$54.72

Cylinder Carts


- A. Holds 1 D or E Tank 311-234 \$25.50
- B. Holds 1 M60 or M Tank 311-650 \$64.00
- C. Holds 1 M60, M or H Tank 311-652 \$152.53
- D. Holds 1 M60, M or H Tank 311-653 \$209.21

Cylinder Wrenches



Wrenches

- Plastic 311-536 \$1.13
- Plastic with Security Chain 311-537 \$3.30
- Metal 311-534 \$1.98
- Metal with Security Chain 311-535 \$3.95



A

B

C

D

E

Aluminum Oxygen Cylinders

Features:

Aluminum cylinders are 40% lighter than steel.
 Cylinders are cleaned for medical oxygen service.
 Safety paint protects cylinder sidewall and provides heat detection.
 Cylinder finish is easy to clean and maintain.
 Straight thread design eliminates thread damage and provides positive seal.

- A. M9 (C)** 10½"x4½"
 3.5 lbs, 246 liters, 2015 psi
 Wrench Valve CGA-870 311-613 \$67.83
 Toggle Valve CGA-870 311-614 \$73.15
- B. D** 16"x4½"
 4.9 lbs, 425 liters, 2015 psi
 Wrench Valve CGA-870 311-616 \$77.85
 Toggle Valve CGA-870 311-617 \$73.21
- C. E** 25"x4½"
 7.3 lbs, 679 liters, 2015 psi
 Wrench Valve CGA-870 311-619 \$76.86
- D. M60** 23½"x7¼"
 22.5 lbs, 1699 liters, 2216 psi
 Spigot Valve CGA-540 311-621 \$205.91
- E. M** 36¼"x8"
 40.1 lbs, 3454 liters, 2216 psi
 Spigot Valve CGA-540 311-624 \$387.43

Stethoscopes

Visit us online
Ocelco.com
 for additional products & options



Single and Dual Head Stethoscopes

Stethoscope	
Single Head	260-1CL \$3.83
Dual Head	260-2CL \$5.33



Single Head

Colors Available:

67-Blue, 46-Black, 44-Grey, 27-Burgundy, 20-Red, 15-Lavender, 50-Green, 25-Magenta, 53-Teal, 10-Purple, 18-Navy Blue, 51-Hunter Green, 70-Orange

Sprague Rappart Stethoscopes

Stethoscope	
260-5CL	\$10.33 ea.



Parts for Single/Dual Head Stethoscopes

Binaural

A. 1/4" Lightweight Chrome Plated	270-120	\$3.11
B. 1/4" Chrome Binaural Spring	271-905	\$3.64

Eartips

C. 1/4" Soft Black Rubber Mushroom	270-222	\$.71 a pair
D. 1/4" White Plastic	270-221	\$1.13 a pair
E. Universal Soft Vinyl Eartips, White	270-225	\$.71 a pair
F. Threaded Metal Insert, Small, Black	270-223	\$3.11 a pair
F. Threaded Metal Insert, Large, Black	270-224	\$3.11 a pair

Chestpiece

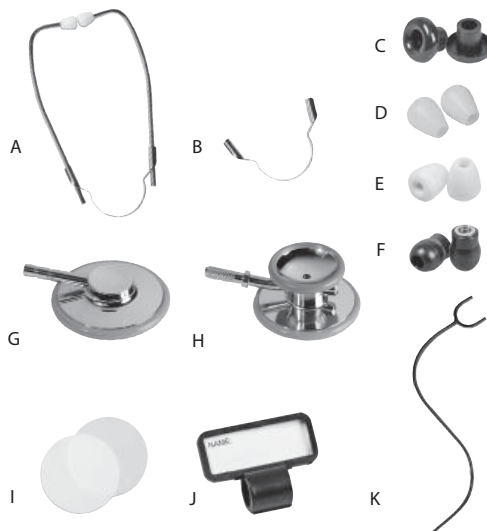
G. Complete Single Head, Silver	271-498	\$3.93
H. Complete Dual Head, Silver	271-598	\$6.84
I. Diaphragm	271-911	\$1.13
J. Universal H Type I.D. Tag, Black	270-226	\$2.67

Tubing

K. 22" PVC "Y" Tubing, Specify Color	271-0CL	\$2.60
--------------------------------------	---------	--------

Colors Available:

67-Blue, 46-Black, 44-Grey, 70-Orange, 27-Burgundy, 20-Red, 15-Lavender, 50-Green, 25-Magenta, 53-Teal, 10-Purple, 18-Navy Blue, 51-Hunter Green



Parts for Sprague Rappaport Type Stethoscopes

Binaural

A. 3/8" Standard with Soft Clear Silicone Tip	270-110	\$4.50
B. 3/8" Chrome Binaural Spring	271-901	\$2.73

Eartips

C. 3/8" Soft Black Rubber Mushroom	270-232	\$1.13 a pair
D. 3/8" Black Plastic	270-212	Disc.
E. 3/8" Soft Clear Silicone	270-233	\$1.17 a pair

Chestpiece

F. Complete Sprague, Silver	271-698	\$8.80
Small Diaphragm	271-908	\$.71
G. Large Diaphragm	271-906	\$1.13

Accessories

Cap for End of Sprague Tube	271-902	\$1.20
Accessory Kit (3 bells, extra eartips and 2 diaphragms)	271-904	\$9.28

Tubing

H. 22" Sprague, Specify Color	271-3CL	\$6.96 a pair
-------------------------------	---------	---------------

Colors Available:

67-Blue, 46-Black, 44-Grey, 70-Orange, 27-Burgundy, 20-Red, 15-Lavender, 50-Green, 30-Yellow, 25-Magenta, 53-Teal, 10-Purple, 16-Orchid, 66-Peacock, 18-Navy Blue, 51-Hunter Green



Blood Pressure

Replacement Cuffs with One Tube Bladders



Colors:
80-Brown, 67-Blue, and 70-Orange

Nylon Cuff with One Tube

Newborn	276-680-CL	\$13.54
Infant	276-5CL	\$18.22
Child	276-4CL	\$19.90
Adult	276-3CL	\$23.12
Large Adult	276-2CL	\$21.93
Thigh	276-1CL	\$27.13

Replacement Cuffs with Two Tube Bladders



Colors:
67-Blue, 46-Black, and 70-Orange

Colors for Adult Size Only:

27-Burgundy, 20-Red, 15-Lavender,
25-Magenta, 53-Teal, 10-Purple, 68-Royal
Blue, 16-Orchid, and 51-Hunter Green

Nylon Cuff with Two Tubes

Infant	275-5CL	\$18.22
Child	275-4CL	\$18.22
Adult	275-3CL	\$23.19
Large Adult	275-2CL	\$21.02
Thigh	275-1CL	\$28.48

Replacement Bladders



One Tube

Infant	272-151	\$7.11
Child	272-152	\$7.11
Adult	272-150	\$7.11
Large Adult	272-153	\$11.15
Thigh	272-154	\$16.15



Two Tubes

Infant	272-141	\$7.11
Child	272-131	\$7.11
Adult	272-121	\$7.11
Large Adult	272-111	\$11.15
Thigh	272-101	\$16.15

Replacement Cuffs




Blue Nylon

Infant	273-467	\$10.09
Child	273-367	\$10.09
Adult	273-267	\$10.80
Large Adult	273-167	\$13.17
Thigh	273-067	\$17.68

Parts

Connectors



Air Release Valves



Bulbs



Gauge



Palm Gauge

Gauges



Deluxe
Adj Gauge

Gauge Guards



Latex-Free



Bulb Bulb with Valve Coil Tubing

Connectors

1 Piece Plastic	277-310	\$8.99
2 Piece Plastic	277-311	\$3.33
2 Piece Metal	277-312	\$8.17

Air Release Valves

Standard	277-210	\$4.51
Deluxe	277-211	\$5.50

Coil Tubing

4 Foot	277-109	\$9.78
8 Foot	277-110	\$13.17

Bulbs

Bulb Only	277-410	\$3.73
with Standard Valve	277-411	\$8.22
with Deluxe Valve	277-412	\$7.70

Gauges

Econo	277-010	\$12.36
Deluxe	277-022	\$19.54
Deluxe Adjustable	277-012	\$19.26
Deluxe, Blue	277-023	\$14.40
Deluxe, Black	277-024	\$19.81
Palm with bulb	277-027	\$58.62
Screwdriver for Adjustable Gauge	279-104	\$2.67

Gauge Parts and Accessories

Crystal for Standard Gauge	279-101	\$1.00
Retaining Ring for Standard Gauge	279-100	\$3.11
Crystal for Palm Gauge	279-103	\$5.40
Gauge Guard, Blue	277-500	Disc.
Gauge Guard, Black or Orange	277-504-CL	\$8.98

Latex-Free Bulbs

Bulb with Standard Valve	272-221	\$4.80
Bulb with Deluxe Valve	272-222	\$7.60

Latex-Free Coil Tubing

8 Foot Coil Tubing	272-225	\$15.34
--------------------	---------	---------

Latex-Free Replacement Bladders

In response to an increasing occurrence of allergic reactions to latex and a corresponding increase in the demand for items that are Latex-Free, we are pleased to introduce our comprehensive line of Latex-Free products. Latex-Free inflation systems use only the finest neoprene available. Neoprene has the added benefit of being more resistant to environmental and chemical factors that generally reduce the life expectancy of traditional latex products. Latex-Free inflation systems, parts and accessories made with neoprene components are backed by a Five Year Warranty.



Two Tube Replacement Bladders

Infant	272-216	\$9.96
Child	272-217	\$10.60
Adult	272-215	\$11.82
Large Adult	272-218	\$14.16
Thigh	272-219	\$16.20

Latex-Free Replacement Cuffs and Bladders

Black Nylon Cuff with One Tube


Infant	272-206	\$15.82
Child	272-207	\$16.74
Adult	272-205	\$18.89
Large Adult	272-208	\$24.11
Thigh	272-209	\$32.72

Black Nylon Cuff with Two Tubes

Infant	272-201	\$13.60
Child	272-202	\$14.46
Adult	272-200	\$15.30
Large Adult	272-203	\$18.63
Thigh	272-204	\$20.46



Latex-Free Bulbs and Tubing



Bulb Bulb with Valve Coil Tubing

Latex-Free Bulbs

Bulb with Standard Valve	272-221	\$4.80
Bulb with Deluxe Valve	272-222	\$7.60

Latex-Free Coil Tubing

8 Foot	272-225	\$15.34
--------	---------	---------

Bladders are orange in color & Cuff is labeled Latex-Free to designate Latex-Free

Professional Sphygmomanometers Heritage Series Aneroid Sphygmomanometer

Ideal for the healthcare provider who is looking for quality and affordability. Calibrated nylon cuff with standard inflation system.
 20-YEAR GAUGE CALIBRATION WARRANTY
 2-YEAR INFLATION SYSTEM WARRANTY

Includes: Blue gauge, standard air release valve and inflation bulb, calibrated blue nylon cuff with 2-tube bladder* and zippered attaché case.



Heritage Sphygmomanometers - Blue Cuff and Gauge

Infant	265-567	\$21.58
Child	265-467	\$21.58
Adult	265-367	\$21.58
Large Adult	265-267	\$25.83
Thigh	265-167	\$28.75

Teaching/Training Aluminum Dual Head Stethoscope

Lightweight dual head design includes an aluminum rotating chestpiece with non-chill diaphragm retaining ring and bell ring.
Ideal design for use in educational and clinical settings.
White soft vinyl eartips.
Tube length: 24"; total length: 36".



Teaching Stethoscope - Black 260-798 \$12.08

ProKit™ Combo - Aneroid Sphygmomanometer and Aluminum Dual Head Stethoscope with Attaché Case

Aneroid Gauge:
Standard air release valve and bulb and coordinating adult calibrated nylon cuff.

Aluminum Dual Head Stethoscope:
Non-chill diaphragm retaining and bell ring.
Aluminum dual head chestpiece.
Tube length: 22"; total length: 30".

20-YEAR GAUGE CALIBRATION WARRANTY
2-YEAR INFLATION SYSTEM WARRANTY
STETHOSCOPE LIFETIME LIMITED WARRANTY

ProKit Combo 268-3CL \$29.17

Colors Available:
67-Blue, 46-Black, 27-Burgundy, 25-Magenta, 53-Teal, 10-Purple, 18-Navy Blue, 51-Hunter Green



Sterling Series ProKit™ Aneroid Sphygmomanometer and Sprague Rappaport-Type Stethoscope

Sterling Professional Gauge:
Deluxe adjustable gauge with luminescent faceplate allows the user to easily set the gauge to zero.
Deluxe air release valve and bulb and coordinating adult calibrated nylon cuff.

Sterling Sprague Rappaport-Type Stethoscope:
Heavy-walled double tubing and chrome-plated zinc alloy rotating chestpiece.
Tube length: 22"; total length: 30".

LIFETIME GAUGE CALIBRATION WARRANTY
ADJUSTABLE GAUGE
2-YEAR INFLATION SYSTEM WARRANTY
LUMINESCENT GAUGE FACE
STETHOSCOPE LIFETIME LIMITED WARRANTY

Sterling Series ProKit 268-4CL \$30.47

Colors Available:
67-Blue, 46-Black, 27-Burgundy, 25-Magenta, 53-Teal, 10-Purple, 18-Navy Blue, 51-Hunter Green



Blood Pressure

Visit us online
Ocelco.com
 for additional products & options

Track and share

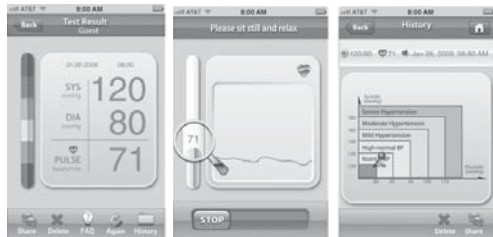
Track your blood pressure
 Share your results



iHealth
 Made for
 iPod iPhone iPad

Blood Pressure Monitor - Docking System

Clinically accurate systolic, diastolic and pulse readings.
 Fully automatic cuff inflation and deflation.
 Multiple user capabilities including guest mode.
 Automatic storage of results directly on an iPod, iPhone or iPad device.
 Variety of measurement comparison charts and graphs including average calculator.
 Hypertension indicator comparing results to globally accepted World Health Organization (WHO) standards.
 Irregular heartbeat detection offers an instant alert if an arrhythmia is detected during measurement.
 Results can be shared via email, Facebook or Twitter.
 Latex-free adult cuff fits arm size: 11-3/4" – 16-1/2".
 1-Year limited warranty.



Includes:

Free iHealth App download, dock, adult cuff, USB cable, detailed instructions and quick start guide.

iHealth Blood Pressure Dock 264-511 \$112.86



Sterling Series - Wall Aneroid Sphygmomanometer

Ideal solution for professional and institutional use.
 Adjustable gauge with luminescent dial and needle for readings in low light.
 Generous 6" diameter gauge face.
 Convenient built-in cuff storage.
 Swivel wall-mount fixture includes all hardware and installation instructions.
 Clock fixture can be moved to mobile stand for added versatility.

LATEX-FREE NEOPRENE
 LIFETIME GAUGE CALIBRATION WARRANTY
 2-YEAR INFLATION SYSTEM WARRANTY

Sterling Wall Mount Sphygmomanometer 264-211 \$75.00



ADJUSTABLE DIAL

LUMINESCENT
 DIAL AND NEEDLE



Sterling Series - Mobile Aneroid Sphygmomanometer

Freestanding mobile design ideal for professional, institutional use.
 Adjustable gauge with luminescent dial and needle for readings in low light.
 Generous 6" diameter gauge face.
 Faceplate swivels 110° with 15° back angle.
 Attached wire basket stores cuff and tubing.
 Height adjusts from 45" to 55".
 Sturdy 7-lb. weighted 5-leg base with dual casters.
 Optional wall-mount fixture and hardware included.
 Simple assembly required.

LATEX-FREE NEOPRENE
 LIFETIME GAUGE CALIBRATION WARRANTY
 2-YEAR INFLATION SYSTEM WARRANTY

Sterling Floor-Type Sphygmomanometer 264-212 \$113.57



ADJUSTABLE DIAL

LUMINESCENT
 DIAL AND NEEDLE

Automatic Digital Blood Pressure Arm Monitor

Fully automatic, one-button operation is easy to use for at-home monitoring.
 Large LCD display indicates reading progress and systolic, diastolic and pulse results simultaneously with date and time stamp.
 Irregular Heartbeat Detection alerts the user to an irregular heartbeat during measurement.
 Hypertension Indicator provides an instant comparison to standards set by the World Health Organization.
 Adult size cuff fits arm circumference: 11-3/4" – 16-1/2".
 Large adult size fits arm circumference: 16-1/2" – 18-7/8".
 60-reading memory bank.
 Latex-Free.

FULLY AUTOMATIC INFLATION/DEFLATION
 CLINICALLY ACCURATE READINGS
 LIFETIME LIMITED WARRANTY

Adult - Automatic Digital Monitor	264-508	\$55.17
Large Adult - Automatic Digital Monitor	264-509	\$54.83



Semi-Automatic Digital Blood Pressure Arm Monitor

Large LCD display indicates reading progress and systolic, diastolic and pulse results simultaneously with date and time stamp.
 Hypertension Indicator provides an instant comparison to standards set by the World Health Organization.
 Irregular Heartbeat Detection alerts the user to an irregular heartbeat during measurement.
 Adult size cuff fits arm circumference: 11-3/4" – 16-1/2".
 Large adult size fits arm circumference: 16-1/2" – 18-7/8".
 60-reading memory bank.
 Latex-Free.

MANUAL INFLATION/AUTOMATIC DEFLATION
 CLINICALLY ACCURATE READINGS
 LIFETIME LIMITED WARRANTY

Adult - Semi-Automatic Digital Monitor	264-506	\$26.03
Large Adult - Semi-Automatic Digital Monitor	264-507	\$32.30



Jumbo Screen Premium Digital Blood Pressure Arm Monitor

Oversize, easy-to-read backlit display.
 Irregular Heartbeat Detection alerts the user to an irregular heartbeat during measurement.
 Displays systolic, diastolic and pulse readings simultaneously with date and time stamp.
 2-person memory bank stores up to 120 readings, 60 readings for each user with average of last 3 readings.
 Hypertension Indicator provides an instant comparison to standards set by the World Health Organization.
 Adult size cuff fits arm circumference: 11-3/4" – 16-1/2".
 Latex-Free.

JUMBO BACKLIT DISPLAY
 CLINICALLY ACCURATE READINGS
 LIFETIME LIMITED WARRANTY

Jumbo Screen Automatic Digital Monitor	264-510	\$65.00
--	---------	---------



Thermometer / Suction

Visit us online
Ocelco.com
 for additional products & options

RediScan Infrared Thermometer w/Digital Readout

The RediScan™ Infrared Thermometer with Digital Readout is a one-of-a-kind thermometer that allows parents to take temperatures of their children's foreheads without contact, ideal for a fussy or sleeping child. Not only can the temperature of a child be taken, but the RediScan also works to detect the temperature of an object, such as baby formula or bath water. This thermometer is versatile in use due to the large range of readout: 50°F-122°F for a person and 32°F-221°F for an object or liquid.

The RediScan is easy-to-use with a professionally accurate, one-second-readout and a Nite-Glo® feature that backlights the display. A fever alarm sounds instantly if the temperature is above normal, and a ten-reading memory recall allows the user to track the progress of the temperature. The RediScan Infrared Thermometer with Digital Readout includes a convenient storage bag, English and Spanish detailed guidebook, 2 AAA batteries.

Features and Benefits:

- Professional accuracy
- Fast 1-second readout
- Wide range Readout: 50°F-122°F person, 32°F-221°F object/liquid
- Nite-Glo® display
- Fever alarm
- 10-reading memory recall
- F° or C° switchable
- Automatic shut-off

Specifications:

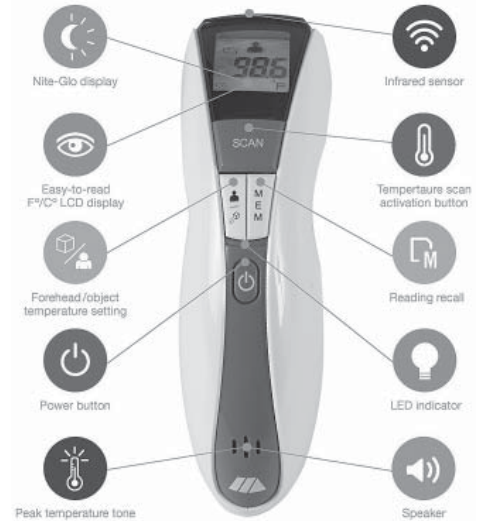
- Drawstring storage pouch
- Detailed guidebook in English and Spanish
- Includes 2 AAA batteries
- Full-color retail packaging



healthsmart™

RediScan Infrared Thermometer

274-153 \$78.12



VH Suction Pump Tabletop Aspirator System

- Adjustable vacuum flow regulator with adjustment range of 150-550 mm and free flow of 28 liters/minute.
- One-liter reusable collection jar with cc measurement markings.
- Suitable for home and clinical applications.
- Two power options— AC adapter or rechargeable DC battery.
- Charged battery life: 60 minutes at normal use; 50 minutes at maximum vacuum flow.
- Unit weighs less than 6 lbs. with empty collection canister.
- Approximate unit dimensions: 14-1/4"L x 6-7/8"W x 8-1/8"H.
- Latex-free, BPA-free.
- 2-Year limited warranty.

- Aspirator - Suction Pump - AC Power
- Aspirator - Suction Pump - DC Power

207-112 \$135.71
 207-114 \$200.00



Replacement Parts and Accessories for VH Suction Pump

- Designed for single patient use
- Canister, patient tubing and tubing/filter set are reusable up to 1-2 months or if overflow occurs
- Collection canister is autoclaveable
- Flexible 6 ft. patient tubing securely connects to canister lid
- Secure-fit tubing and bacterial filter set connect canister to motor allowing for a maximum negative pressure of 550 mmHg (11-100); 530 mmHg (11-110)

- Canister with Lid 207-121 \$30.00
- Tubing / Filter Set 207-122 \$7.20
- 6' Patient Tubing 207-123 \$5.40
- Air filter Cover 207-124 \$1.11
- Air Filters, 10 Pack 207-125 \$2.89
- Storage Tote 207-126 \$20.00

Tools

6-Pc Screw Driver Set



510-136 \$13.94 set

5-Pc Wrench Set



510-129 Metric \$9.98 set
510-130 S.A.E. \$9.98 set

16oz Hammer



510-137 \$7.54 ea.

8" Adjustable Wrench



510-133 \$9.98 ea.

6" Slip Joint Pliers



510-128 \$4.40 ea.

16' Tape Measure



510-127
\$7.90 ea.

Hex Key Wrench Set




510-132 7-pc Metric
510-131 8-pc S.A.E.
\$6.98 set

Utility Knife



510-134 Knife \$3.02 ea.
510-135 5 Blades \$1.53 ea.

Plastic Caliper



510-126 \$4.58 ea.

Flashlight



510-140 \$3.31 ea.
Batteries not included



Zep Redi-Grease:

Multi-Purpose spray lubricant. Withstands extreme pressures and high temperatures. Extra thick, will not drip or run. Completely waterproof. No water washout. Red in color.
530-100 \$17.64 14.5oz can

State Invisi Lube:

Heavy Duty clear aerosol grease. Sprays like liquid sets like grease. Clear & non-staining for those specific applications where a clear lubricant is necessary. Will not wash out with water. Contains Teflon®
530-103 \$36.26 13.25oz can



Simple Geen "D" Cleaner

Simple Green "D": Formulated for use in health care and related industries, where cleaning and disinfecting are critical factors in everyday operations. Kills Human Immunodeficiency Virus (HIV), Staphylococcus Aureus, Pseudomonas Aeruginosa, Salmonella Choleraesuis.
520-101 \$19.83 gal.

CaviCide Disinfectant Cleaner

A convenient, ready-to-use, intermediate-level disinfectant which is effective against TB, HBV, viruses (hydrophilic and lipophilic), bacteria (including MRSA and VRE) and fungi. It is safe for all areas of the facility including NICU, operating rooms, isolation rooms, patient care areas and laboratories. When used as directed, it will also effectively clean and decontaminate critical and semi-critical instrumentation. CaviCide® does the job of three products, thus saving money by reducing repetitive inventory and time. CaviCide® is safe for use on non-porous surfaces. It is perfect for cleaning and decontamination of environmental and medical device surfaces.

CaviCide


CaviWipes, 12 Canisters per Case 530-128 \$167.39 cs.
1 Gallon Cleaner 530-131 \$47.58

Tools

Visit us online
Ocelco.com
 for additional products & options

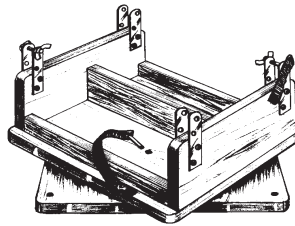
Wheelchair Repair Stand

Swivels 360 Degrees
 Fits most chairs with
 14" to 20" seat width
 Adjustable height
 range 26" - 30"



510-148 \$250.44 ea.

Wheelchair Turntable



Work on your wheel chair
 with ease with this Wheelchair
 Turntable.

510-121 \$154.00 ea.

Upholstery Hole Gauges



Set of four gauges to match up to your hole spacing on
 your upholstery. Invacare seat & back and E&J seat & back.

510-141 \$5.04 set


Dust Cap & Bearing Setter

Install bearings correctly
 without damaging races
 with this tool.



510-123 \$17.50 ea.

Bearing, Axle, Spoke Gauge

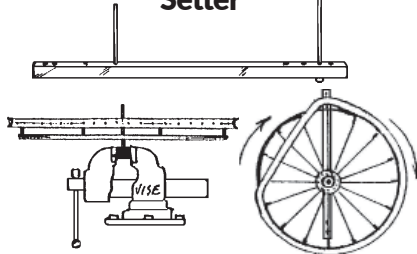


- 1) Determine Bearing hub sizes.
- 2) Determine Bearing I.D.
- 3) Determine Axle sizes.
- 4) Determine Spoke Sizes.

Measures the inside and outside diameters of Bearings
 and measures the outside diameters of Axles and Spokes.

510-110 \$2.00 ea.

24", 22" & 8" Vice Tire Setter



This tool makes it easy to put on
 Snap-On Tires that almost seem
 impossible to put on by hand.

510-102 \$38.33

Spoke Wrench



Universal to fit most
 spoke sizes.

510-100 \$5.58 ea.


I.D. O.D. Gauge



Measures inside and outside diameters of tubing.

510-115 \$2.00 ea.

52-Piece Socket Set, S.A.E. and Metric



Note:

Size and Piece number may change without notice
 due to availability. Please inquire when ordering.

52-Piece 1/4", 3/8" & 1/2" Drive ratchet Socket Set

Contents:

(18) 1/4" Drive Sockets

S.A.E.: 3/16", 7/32", 1/4", 9/32", 5/16", 11/32", 3/8", 7/16", 1/2"
 Metric: 4.5, 5, 6, 7, 8, 9, 10, 11, 12 mm.

(16) 3/8" Drive Sockets

S.A.E.: 3/8", 7/16", 1/2", 9/16", 5/8", 11/16", 3/4"
 Metric: 9, 10, 11, 12, 13, 14, 15, 16, 17, 19 mm.

(10) 1/2" Drive Sockets

S.A.E.: 1/2", 9/16", 5/8", 11/16", 3/4", 7/8", 15/16", 1", 1-1/8", 1-1/4"

7-Accessories

- (1) 1/4" Drive Spinner Handle 6"
- (1) 3/8" to 1/4" Drive Adapter
- (1) 3/8" Drive Ratchet Handle 8"
- (1) 3/8" Drive Extension Bar 3"
- (2) 3/8" Drive Spark Plug Sockets 5/8", 13/16"
- (1) 1/2" Drive Ratchet Handle 10"
- (1) Metal Case


510-138 \$24.98 set

Ruler Set

Set Includes:

- 1 Set of Upholstery Hole Gauges
- 1 Bearing, Axle, Spoke Gauge
- 2 I.D. O.D. Gauges
- 1 60" Ruler

510-117 \$10.95 set



60" Ruler

Works good for measuring armrests,
 upholstery sizes and hole spacings.

510-116 \$3.10 ea.





Ordering

4 Ways To Order:

1) To Order By Phone:

Local 218-828-7788
Toll Free 800-328-5343
 Mon.-Fri. 7:00am-4:30pm (CST)

2) To Order By Fax:

Fax 866-829-9744
 24 Hours A Day-7 Days A Week
 Make a copy of the form below,
 fill in complete and fax in.

3) To Order By Mail:

Mail To: Ocelco Inc.
1111 Industrial Park Road
Brainerd, MN 56401
 Make a copy of the form below,
 fill in complete and mail in.

4) World Wide Web: order online at www.ocelco.com

Payment:

Individuals: Must choose Prepay or
 Visa/Mastercard/Discover

Facility: Open Accounts, if you do not have an
 account with us we will open one with
 your first order.

Note: Shipping Charges will be prepaid and
 added to invoice.



Check Method of Payment

_____ **Visa/Mastercard/
 Discover/American Express**

Card # _____ Exp. Date _____

Signature _____

_____ **Bill Me (Facilities Only)**
Terms: Net 45 Days 2% 30 Days

Ordering:

Account Number (If you have one): _____ Catalog No. _____


Bill To: _____

Ship To: _____


Purchase Order #: _____ Phone #: _____ / _____ / _____ Name: _____

Part #	Size / Color	Description	Quantity	Price Per Unit	Total Price
Total Of Order Less Shipping (Shipping is prepaid and added to your invoice)					

Naugahyde Material




Nylon Material



Mesh Material



Webbing Material




Shower/Commode Chair Material



Anti-Microbial Boardwalk Colors



Stethoscope and Blood Pressure/Sphygmomanometers





"We're The Friendly People"

Parts and Accessories Catalog #1150

1111 Industrial Park Road
Brainerd, MN 56401
www.ocelco.com

Local 1-218-828-7788
Toll Free 1-800-328-5343
Fax Free 1-866-829-9744

Presorted Standard
U.S. Postage
Paid
Ripon, WI
Permit No. 100

Serving Your Needs Since 1974



Attention: Maintenance

Shop Online www.ocelco.com or call 800-328-5343

SALE 5% OFF All Wheelchair
Accessories. When you order online using
Discount Code **ACCESS**



SALE 5% OFF All Bath Safety when
you order online using Discount Code **BATH**



SALE 10% OFF
Pill Management Line



Pill Counters



Ocelco Original
Pill Crusher

SALE 10% OFF All Wheelchair
Parts when you order from WheelchairParts.com
using Discount Code **PARTS**



LOG ON TODAY TO SAVE TIME AND MONEY WHEN YOU ORDER ONLINE

www.ocelco.com - We're The Friendly People

CHECK OUT OUR NEW WEBSITE www.WheelchairParts.com