



TR 4000 Shower Trolleys

Hygiene Equipment
Designed for People

TR 4000 Multi Tasking - Endless Application Possibilities

The TR 4000 Multi Tasking Bariatric Shower Trolley is designed for lots of power and loads of space for the most difficult resident needs. The trolley has endless application possibilities including showering, transporting and providing an efficient charging or treatment surface area. Potential impact a wear areas manufactured from powder coated stainless steel.

CE



Registered at Medical Products
Agency, Sweden,
as a MD Class 1 product,
MDD 93/42EEC.

TR reserves the right to make
design changes and/or
improvements without notice.



The resident can be transferred from bed to shower and back again in a safe and secure manner. The height of the base allows mobile sling lift transfers. Rechargeable battery powered dual actuators raise and lower the stretcher easily and quietly with an easy to use hand control. The hand control operates the power tilt in both directions for improved drainage and tilts to a "Trendelenburg" position when desired. An audible tone sounds when the stretcher is level.



TR EQUIPMENT




TR 4000 Shower Trolleys

Hygiene Equipment
Designed for People

Features

- The stretcher is easily and quietly raised by two powerful actuators. The hand held control operates the power tilt in both directions and raises and lowers the trolley.
- The stretcher can easily be tilted to the "Trendelenburg" position, to alleviate a person in shock. The adjustable stretcher enables a comfortable working height position for the attendant. An audible tone sounds when the stretcher is level.
- The stretcher has rubber bumper wheels on all four corners to protect walls and doorways. Stretcher comes standard with a soft flame retardant mattress with drainage at the foot end and includes a drain hose and pillow.
- The trolley is made of durable, powder coated and zinc plated steel, making cleaning simple and efficient.
- The mattress is easily removable.



Convenient single foot control for straight steering and brakes.



Head end rail folds to horizontal position for extra length.

Side rails swing down or lock in horizontal position for transfer and upright position for transport.

Specifications

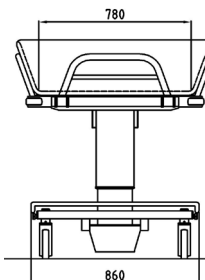
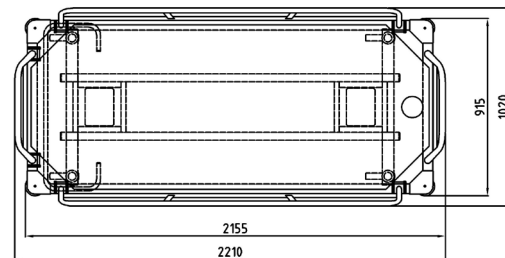
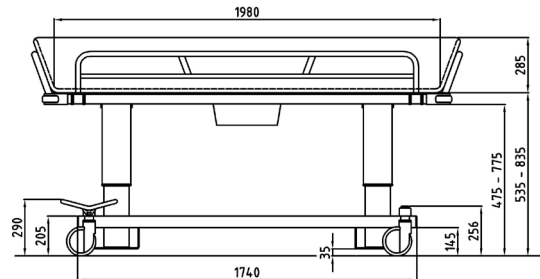


Length	2210 mm (87")
Width	915 mm (36")
Height	535 - 835 mm (21" - 33")
Working Load Limit	450 kg / 1000 lbs (Patient + Water)
Brake bar and upper side rail/hinge	Powder coated stainless steel
Castors	Brakes on all four castors and straight steering
Control	Hand control for height adjustment and tilting
Mattress, Pillow	Flame retardant material
Battery	Rechargeable, 24 V
Accessories	Backrest wedge pillow Backrest wedge pillow 15° Backrest wedge pillow 30°

Accessories/Options

- All models can be delivered with grey or blue mattress.
- Fastners/straps for attachment on mattresses to siderails.

Dimensions (mm)



Head office

TR Equipment AB, Sweden
Phone: +46 140 38 50 60
info@trequipment.se
www.trequipment.com

Group Subsidiaries

TR Group Inc, US, Phone: +1 (800) 752 6900
TR Equipment Ltd, UK, Phone: +44 (0) 844 335 8386
TRanspoRehaMed GmbH, Germany, Phone: +49 (0) 212 645850-0



TR EQUIPMENT