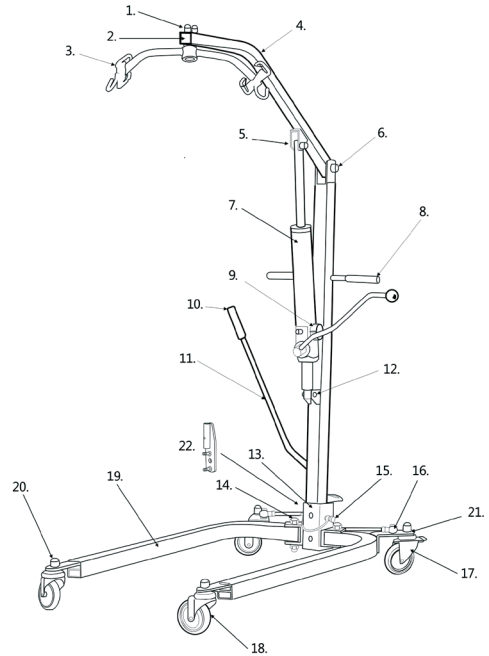


JANUARY
2019

PARTS, ACCESSORIES & EQUIPMENT #1260



**SERVING YOU
SINCE 1974**

**REPLACE THE WORN
WITH SOMETHING
NEW!**

**COMPARE & SAVE LOWEST PRICING
AROUND WITH WHOLESALE PRICING**



SHOP ONLINE WWW.OCELCO.COM OR CALL 800-328-5343

Office Hours: Monday thru Friday 7:00 am to 4:30 pm (CST)

The Ocelco catalog was designed with you the customer, in mind. The detailed pictures and descriptions make your ordering quick and efficient. On the following pages you will find illustrated a complete line of patient aid products and replacement parts. If you do not find what you need please call our toll free number (1-800-328-5343), and one of our friendly customer service representatives will be happy to assist you. Our fax machine is also available for orders or requests.

Company Policy

ATTENTION: You'll get attentive, informed, person to person service whether you're placing an order or making an inquiry. Our customer service representatives will serve you promptly, efficiently and courteously. We stand firmly behind the Ocelco name.

TERMS: Our terms are **NET 45 DAYS, 2% discount if paid within 30 days** (excluding Credit Card payments & freight is NOT discountable) on all new and current accounts. Payment In Advance if not current. Payments become due 45 days after the invoice date, if the order is complete or not. Shipments will be held if an account contains invoices over 45 days past due. The account will go on permanent Payment In Advance when there is a history of past dues. All items sold on open accounts are secured items until paid in full. Third party collection fees and legal fees must be paid in full before an account can be reopened.

\$30.00 NSF Fee will be charged on all returned checks

FREIGHT: Freight will be prepaid and added to your invoice. Freight charges are part of your invoice and are due accordingly. Freight charges are not discountable.

PROOF OF DELIVERY: Ocelco will provide proof of delivery at your request. The fee for proof of delivery is \$15 if the customer received the package, no charge if it was lost in delivery. Be absolutely sure you did not receive the package before calling for proof of delivery.

PRICES: All prices are subject to change without notice. Prices reflect single unit cost, except where noted, no quantity discounts allowed. In the past, 95% of our prices remained in effect for more than one year. However, there may be price changes in accordance with our suppliers.

MINIMUM ORDER: No Order is too small.

RETURNS: No item will be accepted for return after 15 days from date of purchase. All returns must be labeled with a return authorization number which can be obtained from our customer service department. Claims for shortage, breakage or any other reason must be made within 48 hours of receipt. Shipping containers must be kept if shipment is damaged or short.

All returns are subject up to a **35% restocking fee**. The customer is responsible for all freight charges incurred.

CANCELLATION CHARGES: Orders may be canceled without charge providing your request is received prior to shipment. If the merchandise has been shipped there will be up to **35% restocking fee**, plus all freight charges incurred. Please get cancellation conformation to avoid these charges.

OTHER ORDER INFORMATION: We reserve the right to split shipments. We sell on first come first serve basis. Where available, substitutions will be shipped if the product ordered is not available or discontinued.



Order Online and SAVE Money with Ocelco Cash Rewards, *

We don't like to brag, but our customers are pretty special. That's why we like to shower them with exclusive benefits like Reward Points. Think of Reward Points as our way of saying we're glad to know you. With every transaction, you will obtain points based on the amount you spend, the more you spend the more you earn. These points can then be used towards your next purchase, to save you money. There is no fee or need to sign up for this program. With your first order you start earning points, and the next time you come back and order, your points will be displayed at check out for you to take advantage of. To date, we are one of the only companies offering these benefits in our industry. So, take advantage, and save money by using Ocelco Cash Reward Points. If you have any questions or concerns, please feel free to call us at

800-328-5343. We will be happy to answer any questions or concerns you may have.

***Available with online purchases only.**

We accept:



and Purchase Orders



Other Catalogs Available
Call us for your Free
Equipment Catalog
Toll Free: 800-328-5343

Special Deals

Visit us online
WheelchairParts.com
for additional products & options

24" x 1.75" Pneumatic Tires



**WAS \$13.28
NOW \$3.00**

24" x 1.75" Pneumatic Tires
163-104 \$3.00

Medline Excel K1



The affordable Excel K1 Manual Wheelchair features the quality and durability you would expect of a higher-end wheelchair and the trusted Medline brand name.

Features:

- Durable tig-welded frame.
- Gray powder coat finish.
- Comfortable nylon upholstery.
- Smooth-rolling, solid flat-free tires.
- Dual axle hemi-height adjustable.
- 300-lb (136 kg) weight capacity.**

18" Wide Wheelchairs

- Fixed Full Arms with Footrests
- Fixed Full Arms with Legrests
- Detachable Desk Arms with Footrests
- Detachable Desk Arms with Legrests

010-380-F	\$132.00
010-380-L	\$148.00
010-381-F	\$132.00
010-381-L	\$148.00

See Page 47

AS LOW AS \$132.00

100% CLOSEOUT

Wheelchair O2 Holder for D & E Cylinders



**WAS \$70.62
NOW \$15.00**

Wheelchair oxygen holder for D & E cylinders that fits 7/8" tubing.
198-205 \$15.00

Double Momentary Nurse Call Cord

Easy to use and is heavy-duty. It is designed to meet the demanding requirements of institutional healthcare use. All of the call cords are latex free, include security clips (two with the double call cord) to attach pendant end to bed linens and the 1/4" phone plug works with most brands of call systems.

Replaces:

- Altecom, Auth, Callcare, Crest Cornell
- Dukane, Executone, Jeron, Mastercom
- Med-Tek, Picker-Briggs, Rauland, Tektone

Double Momentary Nurse Call Cord

316-105 \$13.99

**WAS \$25.98
NOW \$13.99**

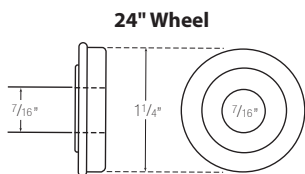


Visit our online store at www.WheelchairParts.com
or www.ocolco.com for many more products and choices

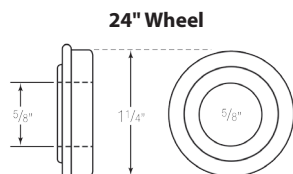
Bathroom Accessories	133-146	Shower Curtains	132	Wheelchair Parts (cont.)	
Grab Bars	140-146	Stethoscopes & Parts	149,152	Seat Guides	9
No-Slip Safety	139, 140	Suction Systems	155	Skirtguards	10
Raised Toilet Seats	138	Thermometers	155	Slide Posts	8
Safety Rails	139-146	Tools	27, 156-157	Tires, Pneumatic	29-31
Toilet Seats	137-138	Walkers and Accessories	98-103	Tires, Semi-Pneumatic	29-31
Bed Accessories	122-127	Drive	98 - 99	Tires, Snap-On	28
Pads & Positioners	124	Invacare	100	Tires, Snap-On Tire Tool	28
Accessories	125	Sunrise Medical	101	Toe Loops	41, 66
Bedrail Pads	123	Ski-Glides & Glide Caps	101	Tools	27, 156-157
Bed Cushion	124	Forearm Attachment	102	Upholstery	14-21
Foot / Elbow Pillows	124	Walker Accessories	100-103	Upholstery Hardware	15
Patient Lifters	104-121	Wheelchair Parts	1-46	Upholstery Sets	21
Bedrails & Parts	124	Arm Guides	8	Wheels Complete	32-36
Adjust Knob & Bracket	124	Armrests	11-13	Wheelchair Accessories	53-78
Bedrails	124	Armrest Hardware	13	Abductor	68, 78
Cross Bars	124	Axle Spacers	37	Adaptive Backs	76
Blood Pressure & Parts	150-153	Axles	26	Adaptive Hardware	73
Call Cords	127	Axles-Quick Release	26	Adaptive Positioners	73-78
Casters	79-81	Batteries	46	Adaptive Seats	74-75
Bed Casters	80-81	Bearings	1-5	Anti-Rollback Device	58
Faultless	79	Bearing Assemblies	5	Anti-Theft Bars	62
Tente	80	Bolts	26	Anti-Tippers	60-62
Caster Sockets	79	Button Locks	9	Body Positioning	66
Dual Wheel Casters	79	Brakes	22-24	Cup Holders	63
PVC Casters	81	Brake Extensions	22	Cushions	68-72
Commode/Shower Chairs	133-135	Brake Mounting Straps	23	Drop Hooks	73
Backs	136	Calf Pads	39	Drop Hook Backs	76
Hardware	137	Calf Pad Hardware	39	Drop Hook Seats	74-75
Pails/Splash Guards	137	Caps	6-7	Drainage Bag Holder/Cover	67
Seats	135, 136	Cross Braces	Call	Fall Monitors	55-58
Curtains and Tracking	128-132	Detachable Arms	11	Head & Neck Support	77
Flexible Curtain Tracking	130	Footrest Adapters	41	Headrest Extension	66
Tracking	128-130	Footrest Lock Levers	38	Hip & Thigh Supports	77
Curtains	131-132	Footrest Pad	41, 66, 67	I.D. System for Wheelchairs	53
Gloves & Box Holders	125	Footrest Parts	38-41	Lap Huggers	72
Grab Bars	140-146	Footrests	42-43	Leg Support	67
Grab Bar Mounts	141	Forks & Spacers	37	Lumbar Pad	66
I.V. Poles	147	Front Rigging Locking Kits	41	Otto Bock Head & Neck Sys	77
Medicine Management	154	Grips	6-7	Oxygen/IV Poles	61
Oxygen Equipment	148	Handrims	25	Push Extension Handles	63
Patient Lifter Parts	104-121	Handrim Hardware	25	Roho Cushions	70
Drive Lifters and Slings	111-113	Heel Loops	41	Ramps	64-65
Hoyer Lifters and Slings	104-110	Inner Tubes	29-31	Safety Belts	54-55, 59
Hoyer Scale Attachment	110	Legrest Adapters	41	Star Cushions	71
Invacare Lifters and Slings	114-121	Legrest Lock Levers	38	Transfer Boards/Systems	59
Invacare Scale Attachment	121	Legrest Parts	38-41	Trays	63
Recliners	82-83	Legrest Release Levers	38	Trunk Supports	78
Recliner Parts	84-99	Legrests	44-45	Umbrella	63
Drive	84	Nuts	26	Wheelchairs	46-53
Invacare	96-97	One Arm Drives	34	Drive	46-49, 51, 53
Lumex	92-95	Plugs	6	Everest & Jennings	49, 51-52
Pull Buttons	83	Rail Glides	8	Invacare	48, 50-52
Winco	84-91			Medline	47

Visit our online store at www.WheelchairParts.com
or www.ocelco.com for many more products and choices

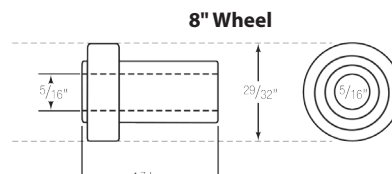
Old Style Everest & Jennings Bearings



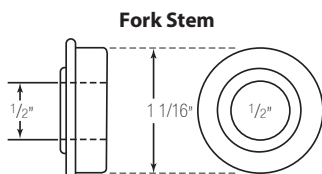
110-100 \$2.95 ea.



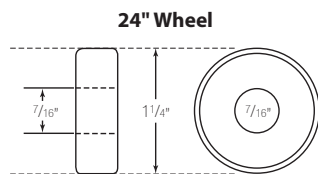
110-101 \$3.95 ea.



110-104 \$2.59 ea.



115-117 \$2.95 ea.



Precision Sealed
 110-106 Disc.

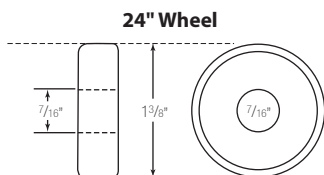
Bearing Sets

Bearing set for chair with 7/16" axle on 24" wheel

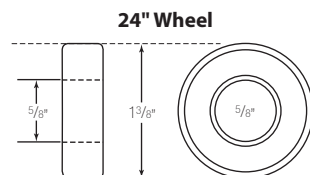
2 ea. 110-100 24" Wheel
 2 ea. 110-104 8" Wheel
 2 ea. 115-117 Fork Stem
 118-100 \$18.00 set

Bearing set for chair with 5/8" axle on 24" wheel

2 ea. 110-101 24" Wheel
 2 ea. 115-117 Fork Stem
 118-101 \$21.00 set



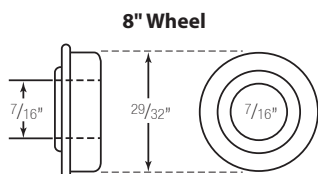
110-102 \$4.49 ea.



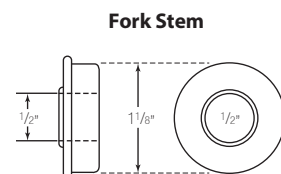
110-103 \$4.49 ea.

Invacare Bearings

Bearing Sets



115-113 \$3.55 ea.



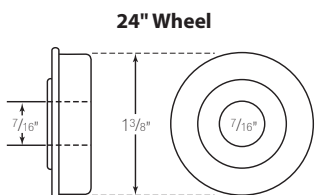
115-109 \$1.95 ea.

Bearing set for chair with 7/16" axle on 24" wheel

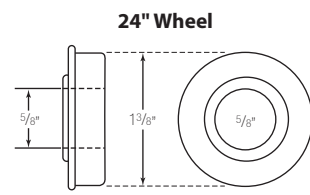
2 ea. 110-102 24" Wheel
 2 ea. 115-113 8" Wheel
 2 ea. 115-109 Fork Stem
 118-102 \$20.00 set

Bearing set for chair with 5/8" axle on 24" wheel

2 ea. 110-103 24" Wheel
 2 ea. 115-113 8" Wheel
 2 ea. 115-109 Fork Stem
 118-103 \$20.00 set



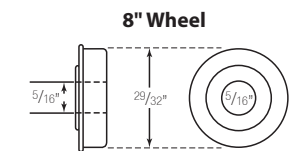
115-103 \$2.95 ea.



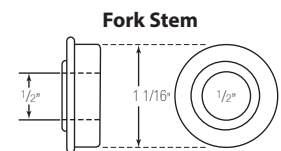
115-105 \$2.95 ea.

Theradyne Bearings

Bearing Sets



115-112 \$2.95 ea.



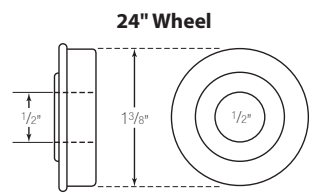
115-117 \$2.95 ea.

Bearing set for chair with 1/2" axle on 24" wheel

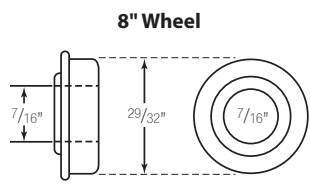
2 ea. 115-104 24" Wheel
 2 ea. 115-113 8" Wheel
 2 ea. 115-117 Fork Stem
 118-106 \$18.00 set

Bearing set for chair with 7/16" axle on 24" wheel

2 ea. 115-103 24" Wheel
 2 ea. 115-113 8" Wheel
 2 ea. 115-117 Fork Stem
 118-104 \$18.00 set



115-104 \$3.10 ea.



115-113 \$3.55 ea.

Bearing set for chair with 5/8" axle on 24" wheel

2 ea. 115-105 24" Wheel
 2 ea. 115-113 8" Wheel
 2 ea. 115-117 Fork Stem
 118-105 \$18.00 set

Bearings

Metric/Medline Bearings

**Medline, Drive
8" Wheel - 8mm x 22mm**
Set includes 2 bearings and 1 bushing.
Sealed outside

112-112 w/bushing \$20.89 set

**Medline, New Everest & Jennings
8" Wheel 8mm x 22mm**
Precision Sealed outside & inside

112-102 w/o bushing \$3.25 ea.

**Drive Wheel Bearing without flange
11mm x 23mm Cruiser III**

112-115 \$3.90 ea.

**Drive 24" Wheel without flange
11mm x 35mm Cruiser and Silver Sport**

112-106 \$16.90 ea.

**Medline, Drive & New Everest & Jennings
Fork Stem
12mm x 28mm**

Precision Sealed outside & inside
112-101 w/o flange \$3.95 ea.
112-104 with flange \$12.00 ea.

**12mm x 32mm
Precision Sealed outside & inside**

112-100 w/o flange \$3.95 ea.
112-103 with flange \$11.30 ea.

**Medline 24" Wheel without flange
12mm x 37mm**

Precision Sealed outside & inside
112-110 12mm \$3.95 ea.
112-111 15mm \$12.60 ea.

**Drive Fork Stem
13mm x 28mm**

112-114 w/o flange \$3.55 ea.
112-113 with flange \$3.10 ea.

**Quickie Bearings
8" Wheel
Precision Sealed outside & inside**

5/16" x 7/8"
112-102 \$3.25 ea.

**Fork Stem & 24" Wheel
Precision Sealed outside & inside**

1/2" x 1-1/8"
115-110 \$3.95 ea.

**Theradyne &
Everest & Jennings Fork Stem**

1/2" x 1-1/16" with 1-3/16" flange
115-117 \$2.95 ea.

**Colson 8" Wheel, Invacare Fork Stem,
and some Gendron Fork Stems**

1/2" x 1-1/8" with a 1-1/4" flange
115-109 \$1.95 ea.

**Theradyne, Invacare & some Gendron
8" Wheel**

7/16" x 29/32" with a 1-1/16" flange
115-113 Deluxe \$3.55 ea.
115-130 Econo \$2.80 ea.

Theradyne 8" Wheel

5/16" x 29/32" with 1" flange
115-112 \$2.95 ea.

**Theradyne & some Gendron
24" Wheel**

1/2" x 1-3/8" with 1-1/2" flange
115-104 \$3.10 ea.

Theradyne 24" Wheel

5/8" x 1-3/8" with 1-1/2" flange
115-105 \$2.95 ea.

Theradyne 24" Wheel

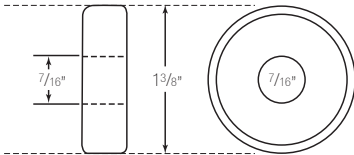
7/16" x 1-3/8" with 1-1/2" flange
115-103 \$2.95 ea.

Invacare 24" Wheel

5/8" x 1-3/8"
110-103 \$4.49 ea.

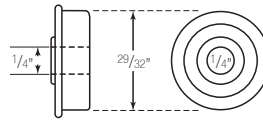
Bearings

Invacare 24" Wheel



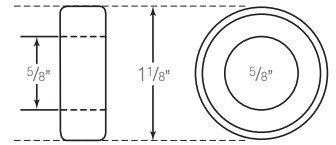
7/16" x 1-3/8"
 110-102 \$4.49 ea.

1/4" x 29/32" with a 1" flange



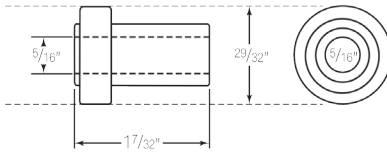
115-115 \$2.75 ea.

5/8" x 1-1/8"



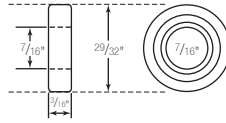
115-111 \$3.04 ea.

Old Everest & Jennings 8" Wheel



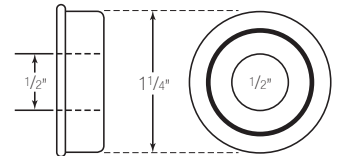
5/16" x 29/32"
 110-104 \$2.59 ea.

7/16" x 29/32"
Precision Sealed



115-114 3/16" Thick, std \$2.95 ea.
 115-125 5/16" Thick \$2.95 ea.

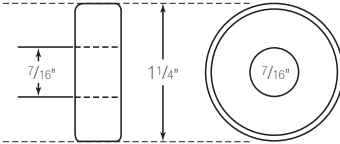
1/2" x 1-1/4" with a 1-3/8" flange



115-101 \$8.70 ea.

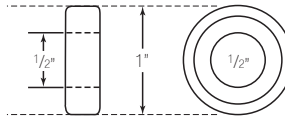
Old Everest & Jennings 24" Wheel

Precision Sealed.



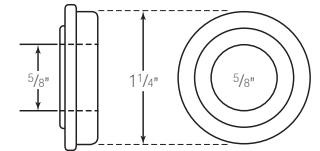
7/16" x 1-1/4" with out flange
 110-106 \$4.95 ea.

1/2" x 1"



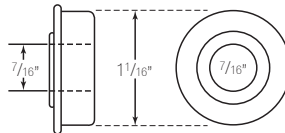
115-116 \$3.49 ea.

5/8" x 1-1/4" with a 1-11/32" flange



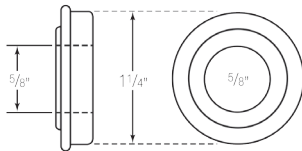
115-102 \$8.70 ea.

7/16" x 1-1/16" with 1-3/16" flange

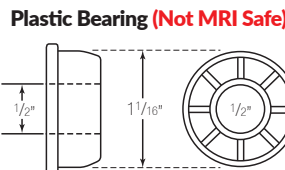


115-119 \$4.08 ea.

Everest & Jennings 24" Wheel



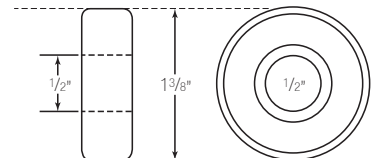
5/8" x 1-1/4" with a 1-3/8" flange
 110-101 \$3.95 ea.



Plastic Bearing (Not MRI Safe)

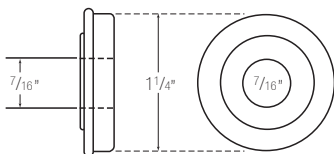
1/2" x 1-1/16" with 1-3/16" flange
 115-118 \$4.96 ea.

1/2" x 1-3/8"



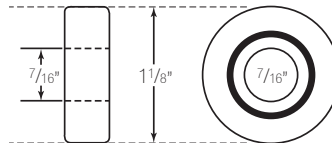
110-105 \$4.95 ea.

Everest & Jennings 24" Wheel



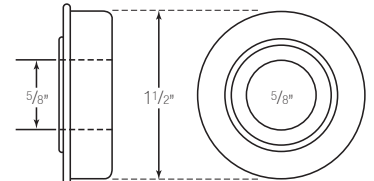
7/16" x 1-1/4" with a 1-3/8" flange
 110-100 \$2.95 ea.

7/16" x 1-1/8"



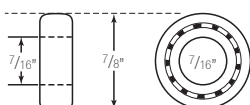
115-108 \$3.55 ea.

5/8" x 1-1/2" with a 1-5/8" flange



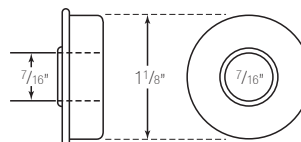
115-122 \$7.60 ea.

7/16" x 7/8"



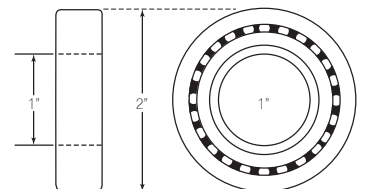
115-121 \$6.58 ea.

7/16" x 1-1/8" with a 1-1/4" flange



115-107 \$2.70 ea.

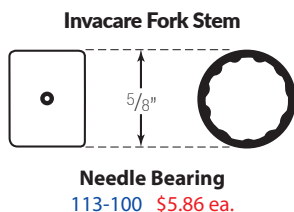
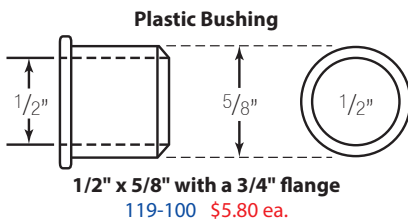
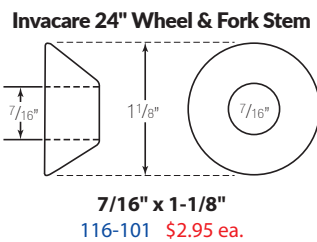
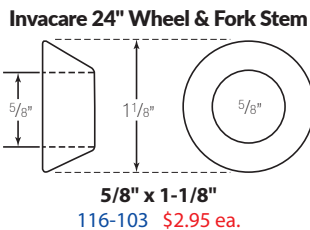
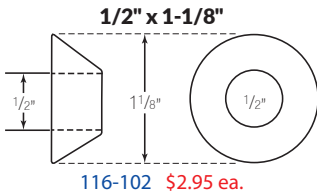
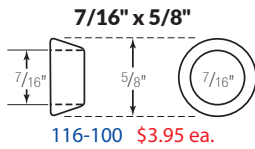
1" x 2"



115-123 \$8.95 ea.

Bearings

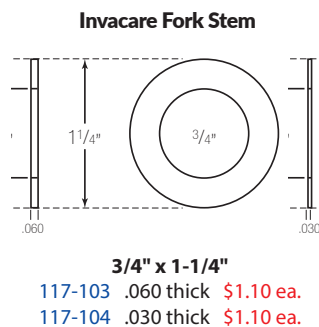
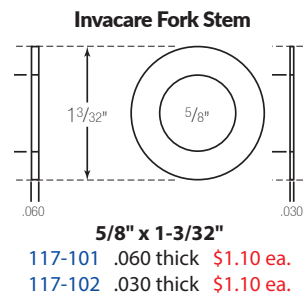
Bearing Cone



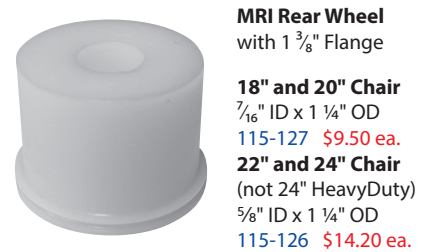
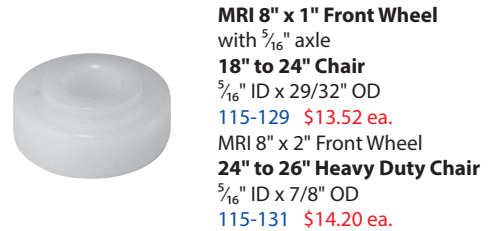
Ball Bearings



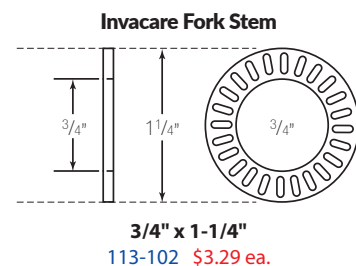
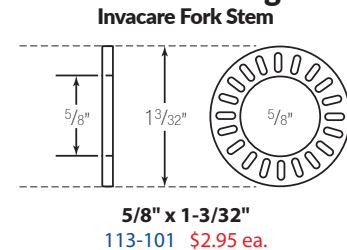
Thrust Washers



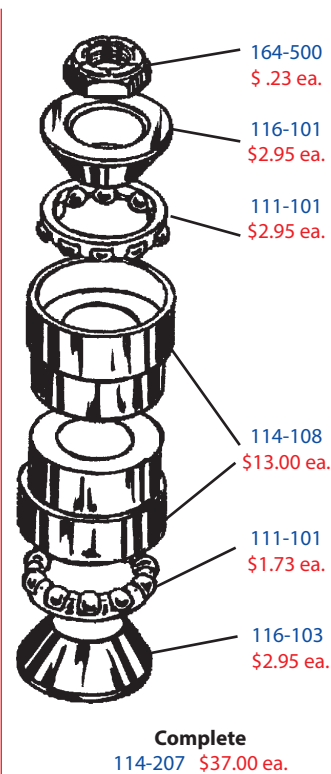
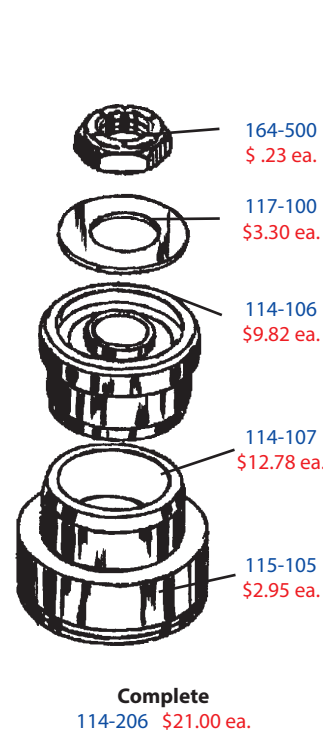
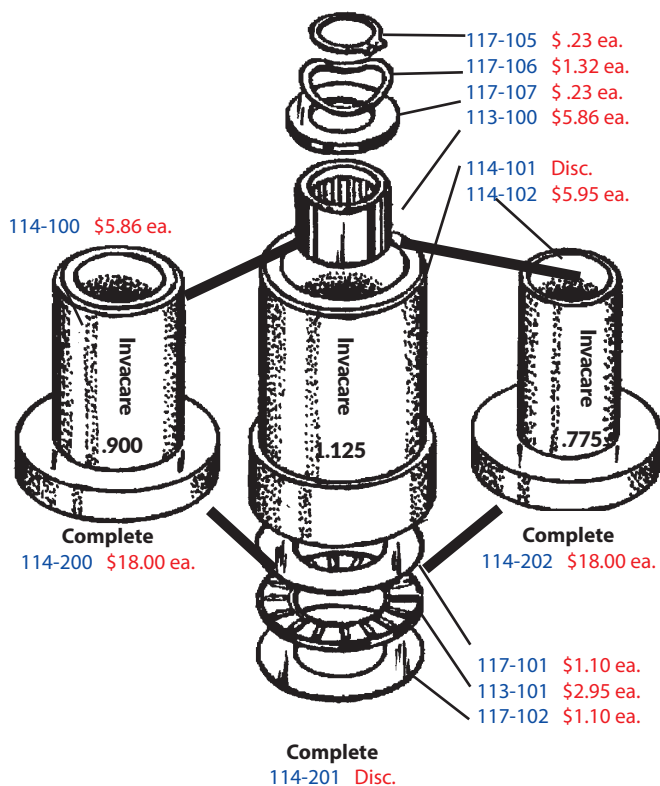
Plastic Bearings used on MRI Wheelchairs or Pool Chairs



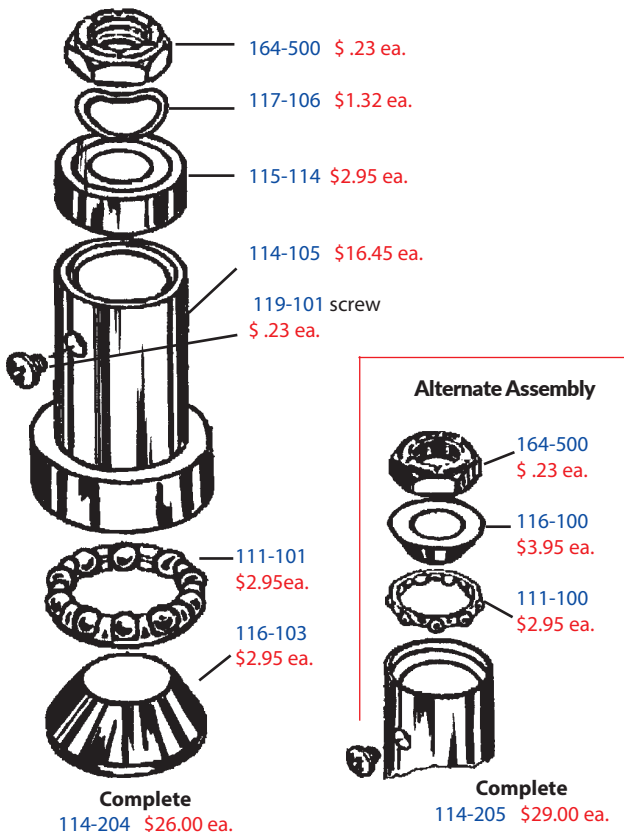
Thrust Bearings



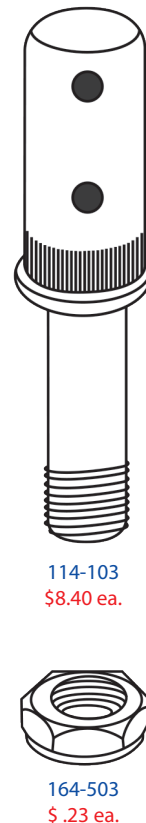
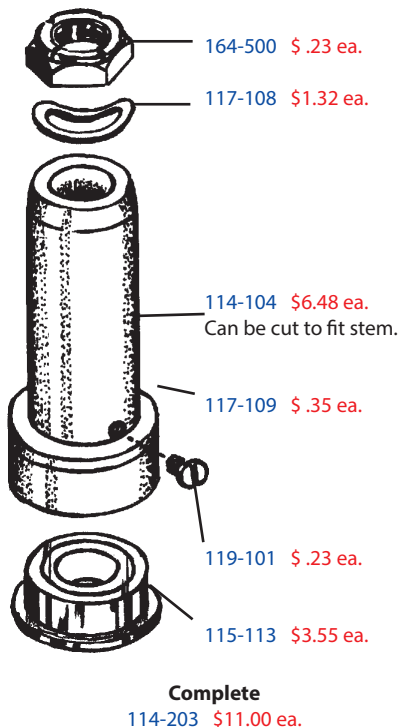
Invacare Bearing Housings



Invacare Bearing Housing

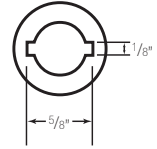
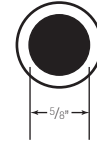
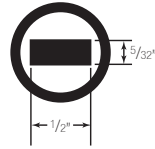
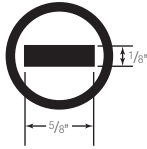
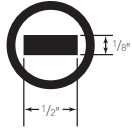
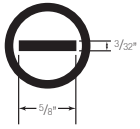



Theradyne Bearing Housing



Grips & Caps

Brake Grips



5/8" x 3/32" Rubber
120-102 Grey
120-113 Black
\$.89 ea.

1/2" x 1/8" Rubber
120-100 Grey
120-109 Black
\$.89 ea.

5/8" x 1/8" Rubber
120-101 Grey
120-110 Black
\$.89 ea.

1/2" x 5/32" Rubber
120-107 Grey
120-108 Black
\$.89 ea.

5/8" Dia. Rubber
120-111 Black
\$.89 ea.

5/8" x 1/8" Plastic
120-104 Black
120-114 Grey
Disc.

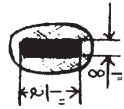
Legrest Grips



All Drive Wheelchairs
Most Medline
120-119 \$3.95 ea.



1/2" x 1/8" Rubber
120-105 Grey
120-112 Black
\$ 1.95 ea.



7/8" x 1/8" Rubber
120-106 Black
Disc.



Attendant Foot Lift



Rubber
125-106 Grey
125-107 Black
\$2.25 ea.

Black Plastic Plugs



5/8"
124-103
\$.95 ea.



3/4"
124-104
\$.95 ea.



7/8"
124-105
\$.95 ea.



1"
124-107
\$.95 ea.



5/8"
124-100
\$1.23 ea.



3/4"
124-101
\$1.33 ea.




7/8"
124-102
\$1.47 ea.



1"
124-108
\$1.23 ea.


Tube Cap



Plastic

125-105 Grey
125-102 Black
125-100 Brown
\$.95 ea.

Tube Cap



Rubber

125-101 Grey
125-104 Black
\$1.50 ea.

Rubber Cap



Black Rubber Cap
for legrest release
levers

125-103
\$1.50 ea.

Hand Grips

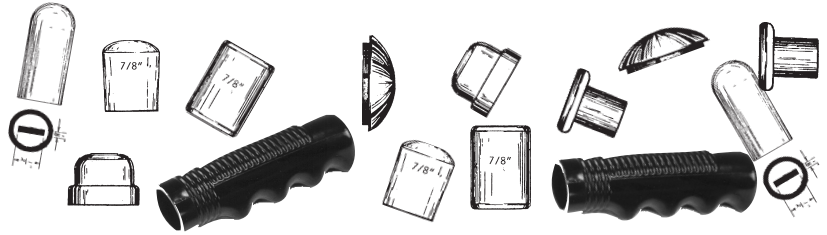


Fits over 7/8" O.D. Tubing
 121-144 Grey Plastic
 121-146 Black Plastic
 \$ 1.85 ea.



Fits Most Drive Wheelchairs
 121-142
 Black Plastic
 \$ 9.40 pr.

Wheelchair Grip Sets



Invacare Grip Sets

128-102 Grey Set \$9.95 set
 128-103 Black Set \$9.95 set

4 ea. Plastic Tube Cap 7/8"
 2 ea. Plastic Hand Grip 7/8"
 2 ea. Plastic Journal Cap 1-1/4" I.D.
 2 ea. Plastic Hub Cap
 2 ea. Brake Grip 1/2" x 5/32"
 2 ea. Brake Grip 1/2" x 1/8"

Everest & Jennings Grip Sets

128-100 Grey Set \$9.95 set
 128-101 Black Set \$9.95 set

2 ea. Rubber Tube Cap 7/8"
 2 ea. Plastic Hand Grip 7/8"
 2 ea. Plastic Journal Cap 1-13/64" I.D.
 2 ea. Plastic Hub Cap
 2 ea. Brake Grip 5/8" x 1/8"
 2 ea. Brake Grip 1/2" x 1/8"
 2 ea. Footrest Bumper 3/4"

Journal Caps

Drive




Black Rubber
fits 1" tubing
 123-106 \$1.50 ea.

Everest & Jennings



1-13/64" I.D.
 123-100 Chrome \$1.50 ea.
 123-102 Grey Plastic \$1.50 ea.
 123-105 Black Plastic \$1.50 ea.

Invacare & Gendron



1-1/4" I.D.
 123-104 Chrome Steel \$1.50 ea.
 123-101 Grey Plastic \$1.50 ea.
 123-103 Black Plastic \$1.50 ea.

Hub Caps



Everest & Jennings Plastic
 122-100 Grey \$1.50 ea.
 122-112 Black \$1.50 ea.



Invacare Plastic
 122-101 Grey \$1.50 ea.
 122-109 Black \$1.50 ea.



Drive Black Plastic
 122-115 Disc.

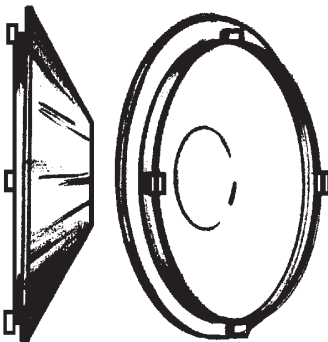


Drive Black Plastic
 122-116 \$15.00 ea.

Hub Cap and Washer

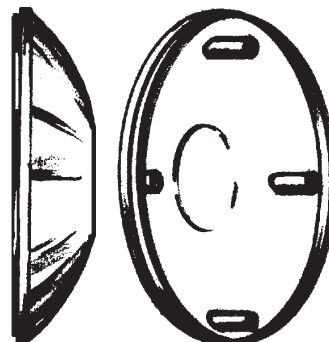


Theradyne Black Plastic
 122-102 \$1.75 ea.



Large Hub Cap Twist-On, Plastic

122-106 Grey \$2.95 ea.
 122-110 Black \$2.95 ea.



Large Hub Cap Flush Mount, Plastic

122-107 Grey \$2.95 ea.
 122-111 Black \$2.95 ea.

Rail Glides & Locks

Rail Glides



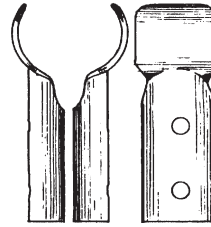
Plastic Detach. Arm

126-102 White \$1.85 ea.
126-116 Black \$1.85 ea.



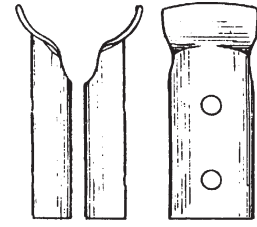
Plastic Fixed Arm

126-105 White \$1.85 ea.
126-117 Black \$1.85 ea.



Steel Detach. Arm

126-101
Disc.
Use 126-102



Steel Fixed Arm

126-100
Disc.
Use 126-105



**Rear Seat Guide
Most Drive**
126-112 Black
\$3.13 ea.



Rear Seat Guide - Drive
126-127 Black
\$11.80 ea.



**Front Seat Rail Glide
- Drive**
126-124 Black
\$3.95 ea.



**Black Coated Steel
Fixed Arm**
126-106
7.22 ea.



**Chrome Steel
Detach. Arm**
126-103
Disc.

**Rail
Guide
Spring**
126-104
\$7.22 ea.

Arm Tube Plugs



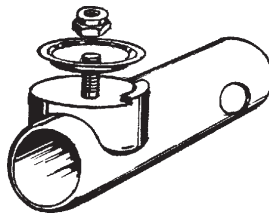
**Invacare Arm Tube
Plug**
109-112
\$6.90 ea.



**Invacare Arm Tube
Plug**
109-110
\$7.22 ea.

Rear Arm Socket Cam

Black Steel
126-113 Right
126-114 Left
\$41.91 ea.



Slide Post Glide
Black Plastic

Slide Posts

For ordering slide posts & glides call toll free
800-328-5343 with the following information:
Make of Chair, Model of Chair, and Serial Number



**Invacare Arm
Release Knob**
Fits Most Invacare Chairs
109-109
\$7.22 ea.



Pivot Link
Black Plastic
126-115 Invacare 16" to 18" Chairs \$9.02 ea.
126-141 Invacare 20" to 22" Chairs \$8.60 ea.
126-138 Medline Excel K4 \$15.32 ea.



Pivot Link with Hardware
Black Plastic, fits Drive Cruiser Wheelchairs
126-140-16 6-1/2" Long for 16" Chair \$35.17 ea.
126-140-18 7" Long for 18" Chair \$35.17 ea.
126-140-20 8" Long for 20" Chair \$35.17 ea.

Button Locks

 3/4" Long	 109-102 \$3.55 ea.	 109-114 \$3.55 ea.	 109-115 \$7.90 ea.	 109-113 \$20.14 ea.
 1" Long	 109-103 \$2.10 ea.	 109-105 \$3.95 ea.	 109-108 \$6.90 ea.	 Drive 109-116 \$17.14 ea.
 109-111 \$2.45 ea.	 109-106 \$6.46 ea.	 109-110 \$6.46 ea.		

Seat Guides

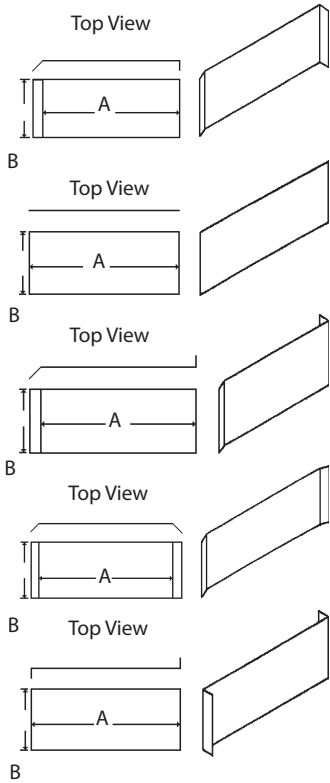
 Invacare Front Seat Guide & Arm Socket Black Plastic 126-107 \$6.63 ea.	 Invacare Front Seat Guide & Arm Socket Black Plastic 126-122 \$7.90 ea.	 Invacare H-Block w/Socket Cup Black Plastic 126-137 \$1.95 ea.
 Drive Front Seat Rail Bracket for Vipers Black Plastic - New Style 126-134 Right, not shown \$16.90 ea. 126-135 Left, shown \$17.00 ea.	 Drive Front Seat Rail Bracket for Vipers Chrome 126-132 Right, shown \$16.90 ea. 126-133 Left, not shown \$16.90 ea.	 Drive Front Seat Guide & Arm Socket Black Plastic 126-128 \$10.00 ea.
 Invacare Rear Seat Guide Black Plastic 126-108 \$6.23 ea.	 Drive Rear Seat Guide Black Plastic for Cirrus III & IV 126-130 \$8.00 ea.	 Drive Rear Seat Guide Black Plastic for Cirrus III & IV 126-130 \$8.00 ea.

 Drive Front Seat Saddle Black Plastic 126-131 \$16.90 ea.	 Drive Rear Seat Guide Black Plastic for Cirrus III & IV 126-129 \$16.90 ea.	 Invacare H-Block Rear Seat Guide Black Plastic 126-136 \$1.95 ea.	 Invacare Rear Seat Guide Black Plastic 126-123 \$7.22 ea.
--	---	---	---

MRI Non-Magnetic Seat Guides

 126-150 MRI Seat Guide \$27.56 ea.	 126-151 MRI Seat Guide with Arm Socket \$27.56 ea.
---	--

Skirtguards



Part #	A	B	Color	Brand	Price
180-107	17-1/4"	6"	Chrome	Most Chairs	\$19.80 ea.
180-109	17-1/4"	6"	Chrome	Gendron	\$15.90 ea.
180-128	8-3/4"	6"	Chrome	Invacare	\$24.87 ea.
180-129	9-3/4"	6"	Chrome	Invacare	\$24.87 ea.
180-104	10-1/8"	6"	Chrome	Theradyne	Disc.
180-127	11"	4"	Chrome	Invacare	Disc.
180-132	11-3/8"	6"	Chrome	Theradyne	Disc.
180-111	12-1/4"	6"	Chrome	Invacare	Disc.
180-138	9"	4"	Chrome	Invacare	Disc.
180-123	9-7/8"	6"	Chrome	Invacare	Disc.
180-139	10"	5-1/2"	Chrome	Invacare	\$24.11 ea.
180-121	15-7/8"	6"	Chrome	Invacare	\$11.00 ea.
180-122	10"	6"	Chrome	Everest & Jennings	\$11.95 ea.
180-119	16-3/4"	6"	Chrome	Everest & Jennings	\$11.95 ea.
180-118	9-1/2"	6"	Chrome	Theradyne	Disc.
180-143	12-3/8"	6"	Chrome	Theradyne	Disc.
180-142	18-3/8"	6"	Chrome	Theradyne	Disc.

If the part you are looking for is not illustrated or you can not find what you need, let us help!

Call toll free 1-800-328-5343



Invacare Black Steel
180-101 \$24.39 ea.



Invacare Black Steel
180-102 \$21.93 ea.



Invacare Full Black Plastic
181-107 Pair \$66.86 pr.



Invacare Black Plastic-Desk Length
180-114 Right \$27.85 ea.
180-124 Left \$27.85 ea.




Invacare Black Plastic-Full Length
180-148 Right \$27.85 ea.
180-149 Left \$27.85 ea.



Invacare Desk Black Plastic
181-101 Right \$33.43 ea.
181-102 Left \$33.43 ea.

MRI Non-Magnetic Skirtguards



MRI Stainless Steel, 6" High, for Removable Arms

180-160 Full, 19 1/4" Long \$26.44 ea.
180-161 Desk, 13 1/4" Long \$26.44 ea.

MRI Non-Magnetic Armrest Assembly

Complete Arm Assembly with Padded Armrest

Choose Side: L(left) or R(right)

Choose Color: Burgundy (27) or Green (50)

Desk Length, Flip-Back, for 18" Wide Chairs

101-400-X-CL \$142.05 ea.

Full Length, Detachable Arm Assembly, for 18" to 20" Wide Chairs


101-401-X-CL \$142.85 ea.

Desk Length, Detachable Arm Assembly, for 22" to 24" Wide Chairs

101-402-X-CL \$151.20 ea.

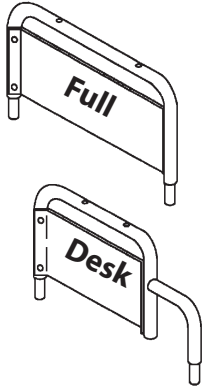
Full Length, Detachable Arm Assembly, for 24" to 26" Wide Heavy Duty Chairs

101-403-X-CL \$151.20 ea.




Detachable Arms

Standard Detachable Arms



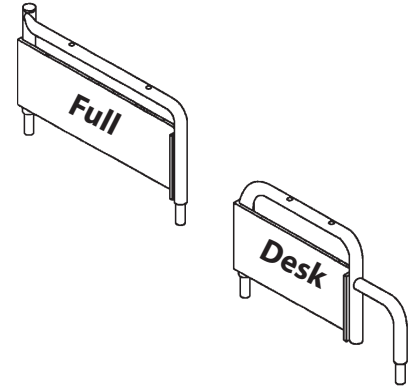
Everest & Jennings Arms		
101-350	Full, L or R	\$29.95 ea.
102-150	Desk, Lt.	\$29.95 ea.
102-250	Desk, Rt.	\$29.95 ea.

Adjustable Height Detachable Arms



Everest & Jennings Arms		
101-151	Full, Lt.	\$39.95 ea.
101-251	Full, Rt.	\$39.95 ea.
102-151	Desk, Lt.	\$42.00 ea.
102-251	Desk, Rt.	\$42.00 ea.

Wrap Around Detachable Arms



Everest & Jennings Arms		
101-152	Full, Lt.	\$57.62 ea.
101-252	Full, Rt.	\$57.62 ea.
102-152	Desk, Lt.	Disc.
102-252	Desk, Rt.	Disc.

Detachable Arms

Travler, Traveler Recliner & Traveler XD

101-113	Full, R & L	Disc.
102-113	Desk, R & L	Disc.

Detachable Arms

Vista IC

101-114	Full, R & L	Disc.
102-114	Desk, R & L	Disc.

Adjustable Height Detachable Arms

Traveler, Traveler Recliner & Traveler XD

101-153	Full, R & L	\$59.95 pr.
102-153	Desk, R & L	Disc.

Adjustable Height Detachable Arms

Vista IC

102-156	Desk, R & L	Disc.
---------	-------------	-------

Invacare Conventional Arms



NOTE: There are many different types of detachable arms, please have the make, model and serial number when ordering detachable arms. We will help you find the arms you need. Call toll free **800-328-5343**.

Fixed Height Full Length Arm Assembly

1	101-156-CL	Right, Chrome	\$75.48 ea.
	101-256-CL	Left, Chrome	\$75.48 ea.
	101-158-CL	Right, Black	\$83.05 ea.
	101-258-CL	Left, Black	\$83.05 ea.
	101-157-CL	Flip Back Right, Black	\$83.05 ea.
	101-257-CL	Flip Back Left, Black	\$83.05 ea.

Fixed Height Desk Length Arm Assembly

2	102-157-CL	Right, Chrome	\$75.48 ea.
	102-257-CL	Left, Chrome	\$75.48 ea.
	102-159-CL	Right, Black	\$67.62 ea.
	102-259-CL	Left, Black	\$67.62 ea.
	102-158-CL	Flip Back Right, Black	\$74.72 ea.
	102-258-CL	Flip Back Left, Black	\$74.72 ea.

Adjustable Height Full Length Arm Assembly

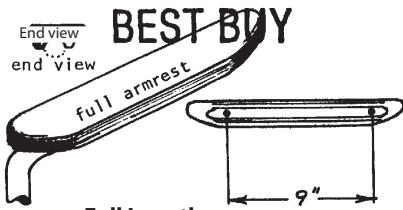
3	101-154-CL	Right, Black	\$92.89 ea.
	101-254-CL	Left, Black	\$92.89 ea.
	101-155-CL	Right, Chrome	Disc.
	101-255-CL	Left, Chrome	Disc.

Adjustable Height Desk Length Arm Assembly

4	102-154-CL	Right, Black	\$77.37 ea.
	102-254-CL	Left, Black	\$77.37 ea.
	102-155-CL	Right, Chrome	\$121.16 ea.
	102-255-CL	Left, Chrome	\$121.16 ea.

Armrests

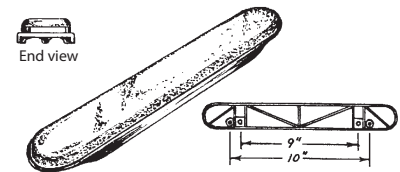
Plastic Armrests



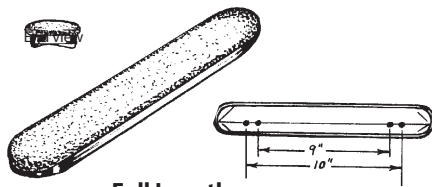
BEST BUY
Full Length
9" Hole Spacing
Theradyne, E&J
170-044 \$3.90 ea.



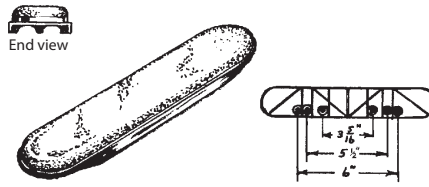
BEST BUY
Full Length
Beige
10" Hole Spacing
170-096 \$3.90 ea.



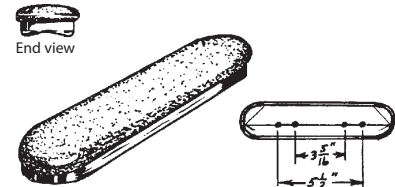
Full Length
Blue, Grey, Cocoa or Black
9" & 10" Hole Spacing
Theradyne, E&J, Invacare,
Colson
171-0CL \$6.85 ea.



Full Length
Blue, Beige, Black, or Grey
9" & 10" Hole Spacing, 2 piece,
Theradyne, E&J, Invacare,
Colson
171-1CL \$5.39 ea.

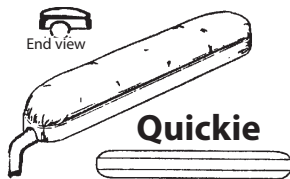


Desk Length
Blue, Grey, Cocoa, Black
3-5/16", 5-1/2" & 6"
Hole Spacing
Universal
172-1CL \$6.85 ea.




Desk Length
Blue, Grey, Black or Beige
3-5/16" & 5-1/2"
Hole Spacing
Universal
172-2CL \$5.52 ea.

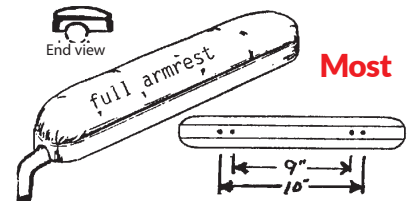
Padded Armrests



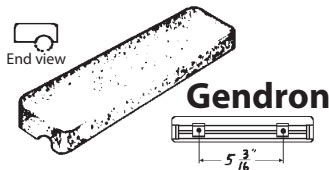
Quickie
Full and Desk Length
Colors: Black Only
3-1/2" & 6-7/8" Hole Spacing
173-346 Full Length \$9.95 ea.
174-346 Desk Length \$9.95 ea.



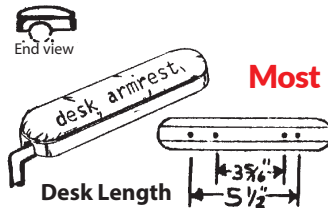
Gendron
Full Length
Grey, Black, Brown & Burgundy
4-1/2", 8" & 11-3/8" Hole Spacing
174-2CL Disc.



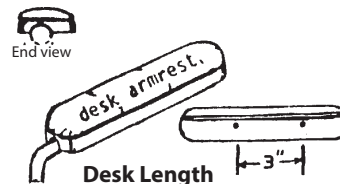
Most
Full Length
Colors: See Below
9" & 10" Hole Spacing
Universal, Black Base
173-4CL \$5.95 ea.



Gendron
Desk Length
Grey, Black, Brown &
Burgundy
5-3/16" Hole Spacing
173-1CL Disc.



Most
Desk Length
Colors: See Below
3-5/16" & 5-1/2" Hole Spacing
Universal, Black Base
174-4CL \$5.95 ea.



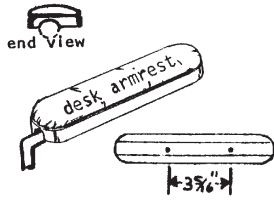
Desk Length
Colors: Limited please call
for availability.
3" Hole Spacing
Theradyne
**Limited Quantities and
Colors Available**
174-1CL Disc.

Colors for Padded Armrests Above: 67 Dark Blue, 68 Royal Blue, 86 Walnut, 83 Nutmeg, 82 Camel, 23 Mauve, 27 Burgundy, 54 Cactus, 57 Jade, 46 Black or 44 Grey

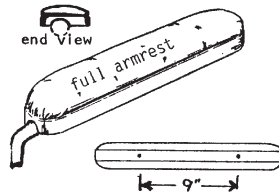
Attention !
All Armrests come with attaching hardware. If you would like to purchase extra hardware see the next page for the armrest hardware kits. If you can not find the armrest you are looking for please give us a call toll free **800-328-5343** and we will be happy to assist you.

See Page 159 for Color Samples

MRI Non-Magnetic Armrests



Desk Length Armrest
 Padded with Brass Inserts for
 MRI Wheelchairs
 27-Burgundy or 50-Green
 3-5/16" Hole Spacing
 179-2CL \$19.52 ea.



Full Length Armrest
 Padded with Brass Inserts for
 MRI Wheelchairs
 27-Burgundy or 50-Green
 9" Hole Spacing
 179-1CL \$18.83ea.

Armrest Hardware Kits



Armrest Screws
Invacare Chairs
 10/32" x 1-1/4" Phillips Pan
 Head
 178-102 \$.23 ea.
E&J Chairs
 10/32" x 1-1/4" Phillips
 Oval Head
 178-103 \$.23 ea.
Geri-Chairs
 10/24" x 1-1/4" Phillips
 Pan Head
 178-101 \$.23 ea.



Hardware Kit
Invacare
 50 ea. 178-102
 178-201 \$7.00 set
E&J
 50 ea. 178-103
 178-202 \$7.00 set
Geri-Chair
 30 ea. 178-101
 178-200 \$7.00 set

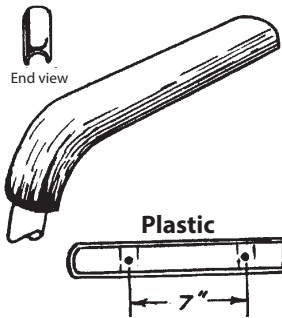
**Large
 Hardware
 Kit**
 50 ea. 178-102
 50 ea. 178-103
 20 ea. 178-101
 178-203
 \$15.70 set

Urethane Armrests




Full Length Armrest
 13-3/4"
 Black Only
 2" | 6-13/16" | 8-15/16" | 10"
 Hole Spacing
 175-346 \$10.30 ea.

Desk Length Armrest
 10-1/4"
 Black Only
 3-5/16" | 5-1/2" | 6-15/16"
 Hole Spacing
 175-246 \$10.30 ea.



Full Length Armrest
 Black or White
 7" Hole Spacing
 Lumex, Temco Geri-Chair
 176-0CL \$4.95 ea.

Geri-Chair/Recliner Armrests



Armrest for Lumex
 573/574 Models
 7-1/2" | 7-15/16" | 7-1/2"
 Hole Spacing
 299-901-CL \$24.95 ea.

Specify color from page 159



Armrest/Skirt for Lumex
 565G, 565PG & 565WG Models
 7" | 7-5/8" | 7"
 Hole Spacing
 307-168 Left \$80.34 ea.
 307-169 Right \$80.34 ea.

Specify color from page 159

Attention! All Armrests come with attaching hardware. If you would like to purchase extra hardware see above for the armrest hardware kits. If you can not find the armrest you are looking for please give us a call toll free **800-328-5343** and we will be happy to assist you.

Arm Trough



Available in two standard lengths
 Desk Arms 9"x5"x5"
 Full Arms 12"x5"x5"
 Special sizes available upon request

Armrest Pads \$60.06 ea.
 Full Arm 194-8CL
 Desk Arm 194-7CL

Specify color from page 159

Wrap Around Armrest Pads



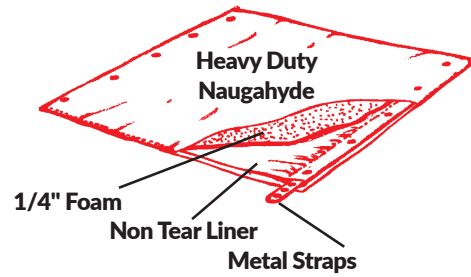
Made with, 1 1/2" foam, 2" velcro, and ties for attaching to arms. Aids in positioning of the patient.

Armrest Pads \$50.87 ea.
 Full Arm 194-5CL
 Desk Arm 194-6CL

Specify color from page 159

Upholstery Colors

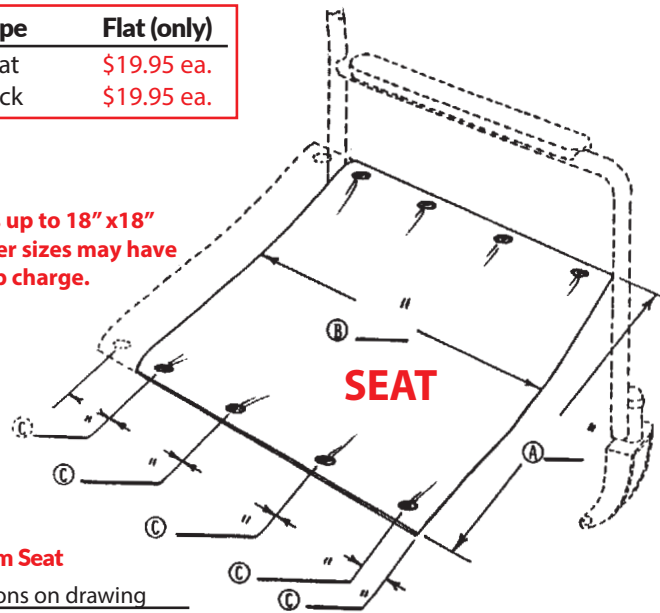
- | | |
|---------------------------|------------------------|
| 67 Regal (Dk. Blue) | 96 Beige (Off White) |
| 68 Royal Blue (Med. Blue) | 54 Cactus (Med. Green) |
| 86 Walnut (Dk. Brown) | 46 Black |
| 83 Nutmeg (Brown Orange) | 48 Black Nylon |
| 82 Camel (Med. Brown) | 44 Grey |
| 27 Burgundy (Dk. Red) | |



Custom Size Upholstery

Type	Flat (only)
Seat	\$19.95 ea.
Back	\$19.95 ea.

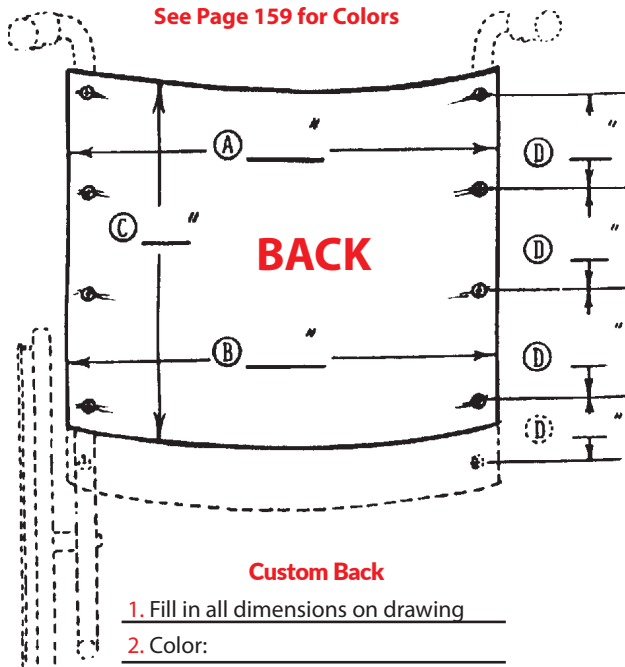
Sizes up to 18" x 18"
Larger sizes may have an up charge.



Custom Seat

1. Fill in all dimensions on drawing
2. Color: _____
3. Number of Holes: _____
4. Brand of Chair: _____
5. Qty. _____
6. Fax or call in information
Fax 218-829-9744
Toll Free 800-328-5343

NOTE: Custom Size Upholstery is not returnable, so please double check your measurements. If you need any help on how to measure your upholstery please call and we will be happy to assist you.



Custom Back

1. Fill in all dimensions on drawing
2. Color: _____
3. Number of Holes: _____
4. Specify Standard, Pouch or Zipper Back (Circle Choice) _____
5. Brand of Chair: _____
6. Qty. _____
7. Fax or call in information
Fax 218-829-9744
Toll Free 800-328-5343

Can't find what you're looking for? Let us make it for you!

Ocelco has its own in house Wood Shop and Custom Upholstery Shop. Let us know what you need and we will make it for you. Special size wheelchair upholstery, custom cushions (see page 69), adaptive seating, or whatever you may need. Let Ocelco make it to your specifications. We're here to help, please do not hesitate to call us so we can make your special request for you.

Remember "We're The Friendly People"



IMPORTANT MEASURING INFORMATION

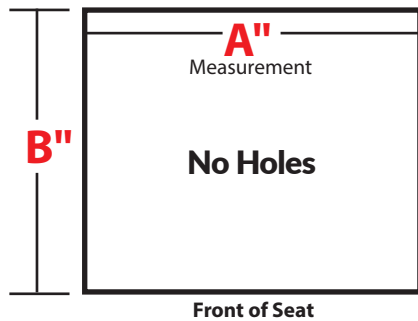
- 1) Always measure from center of hole to center of hole
- 2) When measuring holes on the back, measure from the top of the back to the bottom of the back.
- 3) When measuring holes on the seat, measure from the front of the seat to the back of the seat.
- 4) When measuring the width of the back upholstery, measure the width at the top of the back and the bottom of the back.
 Some chairs have backs that flare, smaller at the bottom and larger at the top.

ADDITIONAL INFORMATION

Please fill in a color code where you see "CL" in the part number.
 Color codes can be found in the middle of this page, color swatches may be found inside the back cover.
 Ocelco Inc. has designed a ruler set on Pg. 157 that will help you measure your upholstery quickly and accurately.

Our customer service department is ready to help you with your upholstery questions. **Call us at 1-800-328-5343.**

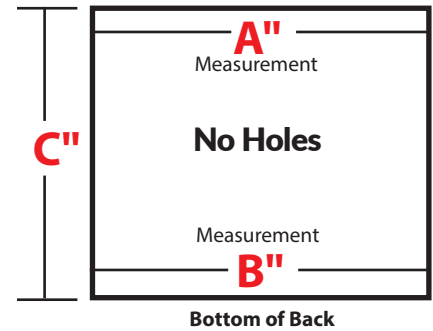
Seat Upholstery



Pricing

Type	Flat
Seat	\$19.95 ea.
Back	\$19.95 ea.
Type	Embossed
Seat	\$26.95 ea.
Back	\$26.95 ea.

Back Upholstery



Seat Upholstery with NO Holes

Part #	A"	B"	Description
137-0CL	16"	16"	Flat Seat Upholstery
186-9CL	16"	16"	Embossed Seat Uph.
137-1CL	18"	16"	Flat Seat Upholstery
137-7CL	18"	16"	Embossed Seat Uph.
137-2CL	18"	17"	Flat Seat Upholstery
131-8CL	20"	16"	Flat Seat Upholstery
137-8CL	20"	16"	Embossed Seat Uph.

- P Back With Pouch Add (flat only) \$11.00 ea.
- Z Back With Zipper Add (flat only) \$27.00 ea.

See Page 159 for Colors

Back Upholstery with NO Holes

Part #	A"	B"	C"	Description
136-0CL	16"	16"	18"	Flat Back Upholstery
136-1CL	17"	16"	18"	Flat Back Upholstery
136-2CL	18"	16"	18"	Flat Back Upholstery
136-3CL	18"	18"	18"	Flat Back Upholstery
137-3CL	18"	18"	18"	Embossed Back Uph
136-4CL	19"	18"	18"	Flat Back Upholstery
137-4CL	19"	18"	18"	Embossed Back Uph
136-5CL	20"	18"	18"	Flat Back Upholstery
137-5CL	20"	18"	18"	Embossed Back Uph
136-6CL	20"	20"	18"	Flat Back Upholstery
136-7CL	21"	20"	18"	Flat Back Upholstery
136-8CL	18"	18"	24"	Flat Back Upholstery

Upholstery Attaching Hardware



Uph. Bolt
138-101
\$.23 ea.



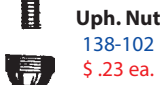
Uph. Screw
138-100
\$.23 ea.



Uph. Grommet
138-103
\$.27 ea.



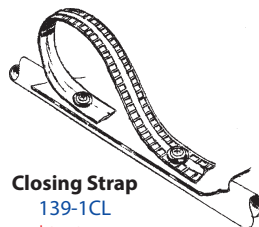
Uph. Strip Screw
Use when 138-100 has striped out.
138-104
\$.23 ea.



Uph. Nut
138-102
\$.23 ea.

Uph. Hardware Set

- Set Includes:
- 50 ea. 138-100
 - 20 ea. 138-101
 - 20 ea. 138-102
 - 100 ea. 138-103
 - 20 ea. 138-104
 - 138-020 \$21.95 set



Closing Strap
139-1CL
\$3.10 ea.

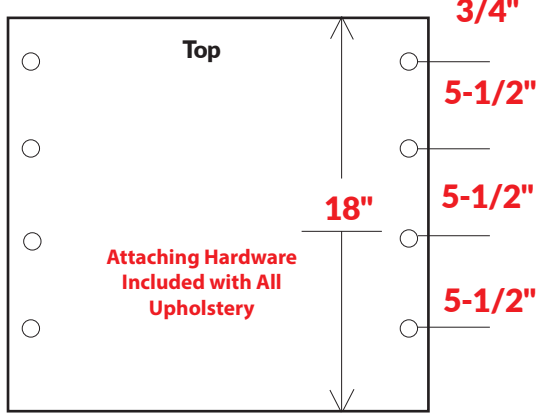
Attention !

All Upholstery come with attaching hardware. If you would like to purchase extra hardware some examples of what is available is shown here. If you can not find the upholstery you are looking for please give us a call toll free **800-328-5343** and we will be happy to assist you.

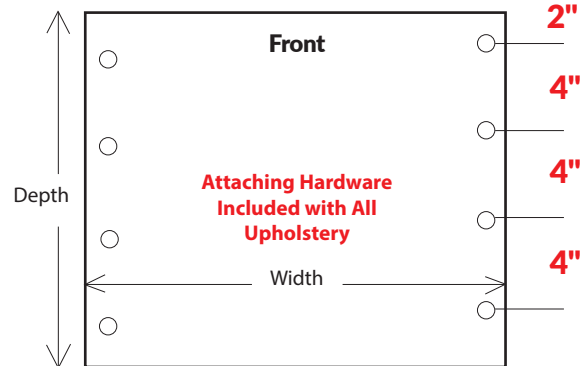
E&J Style Fits

Everest & Jennings, New Theradyne, C.U.R.E. Galaxy, Hollywood, Tomac, Tuffcare, Smith & Davis, Gemini, Lazer, Hoyer, Lumex

Back Upholstery



Seat Upholstery



See Page 159 for Colors

Backs

Flat	Embossed	Width
132-1CL	184-1CL	16"
132-2CL	135-5CL	18"
132-7CL	184-2CL	20"
184-3CL	184-4CL	22"
184-5CL	184-6CL	24"

- P Back With Pouch Add (flat only) \$ 11.00 ea.
- Z Back With Zipper Add (flat only) \$ 27.00 ea.

Upholstery Pricing (16" to 20" Wide)

Type	Flat	Embossed
Seat	\$ 19.95 ea.	\$ 26.95 ea.
Back	\$ 19.95 ea.	\$ 26.95 ea.

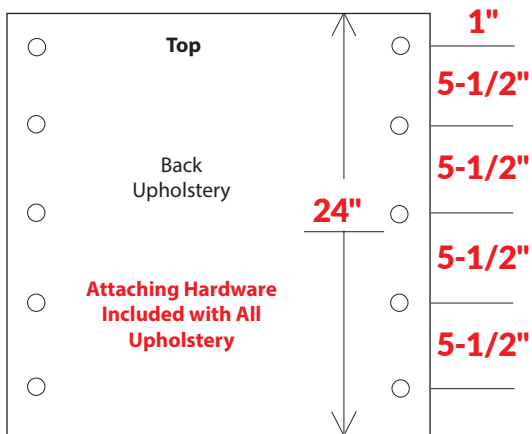
Upholstery Pricing (22" to 24" Wide)

Type	Flat	Embossed
Seat	\$ 26.95 ea.	\$ 33.95 ea.
Back	\$ 26.95 ea.	\$ 33.95 ea.

Seats

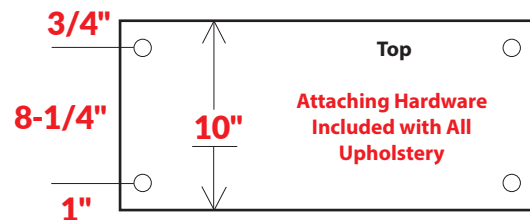
Flat	Embossed	Width	Depth
133-1CL	185-2CL	16"	16"
133-2CL	135-6CL	18"	16"
133-3CL	185-3CL	20"	16"
185-4CL	185-5CL	22"	16"
185-6CL	185-7CL	24"	16"
185-8CL	185-9CL	16"	17"
133-4CL	186-0CL	18"	17"
186-1CL	186-2CL	20"	17"
139-8CL	N/A	22"	18"
139-9CL	N/A	24"	18"

E&J Recliner Upholstery



Seats - same as standard E&J Seats

Recliner Headrest

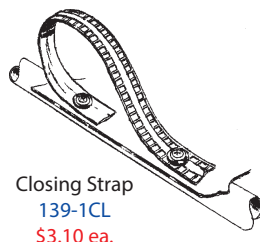


See Page 159 for Colors

Backs

Flat	Embossed	Width
184-7CL	184-8CL	16"
132-8CL	184-9CL	18"
185-0CL	185-1CL	20"

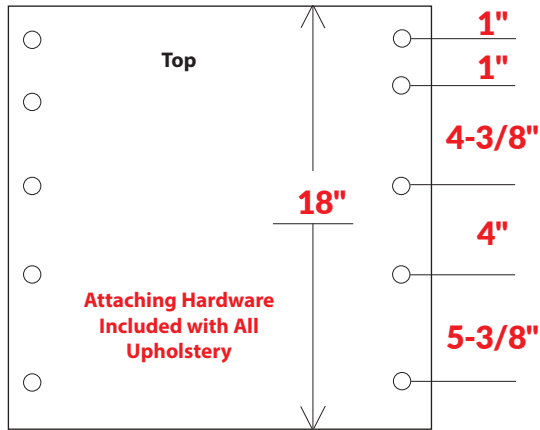
Flat	\$26.95 ea.
Embossed	\$33.95 ea.



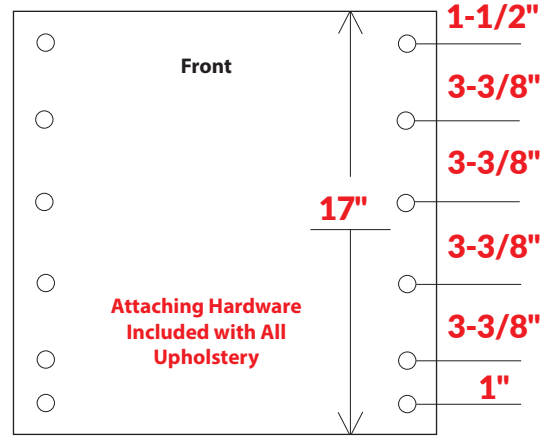
187-710-CL	Embossed	16" wide	\$26.95
187-711-CL	Embossed	18" wide	\$26.95
187-712-CL	Embossed	20" wide	\$26.95
187-713-CL	Flat	18" wide	\$19.95

E&J Traveler HD 20", 22" & 24" Upholstery

Back Upholstery



Seat Upholstery



Backs - 18" Height

P/N	Width	Price
187-703-CL	20"	\$19.95 ea.
187-704-CL	22"	\$26.95 ea.
187-705-CL	24"	\$26.95 ea.

See Page 159 for Colors

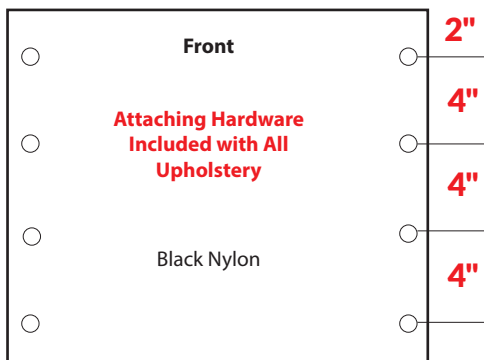
5 Hole pattern omits the back hole while the seat depth remains the same.

Seats - 17" Depth

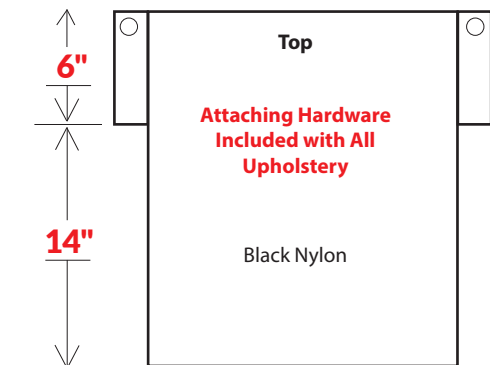
P/N	Width	Holes	Price
187-706-CL	20"	5	\$19.95 ea.
187-707-CL	22"	6	\$26.95 ea.
187-708-CL	24"	6	\$26.95 ea.

E&J Metro Upholstery

Seat Upholstery



Back Upholstery



Seats - 16" Depth

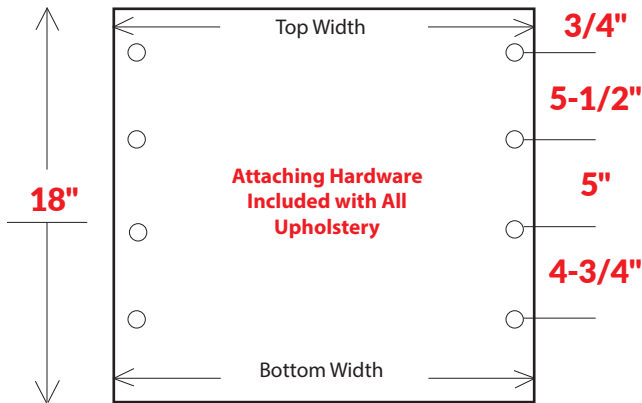
P/N	Width	Price
187-714-48	16"	\$33.95 ea.
187-715-48	18"	\$33.95 ea.
187-716-48	20"	\$33.95 ea.

Backs - 20" Height

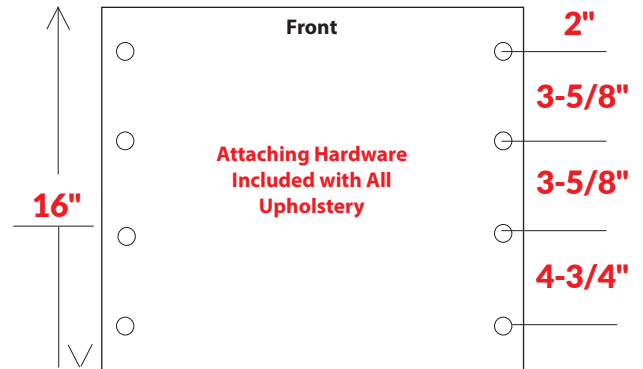
P/N	Width	Price
187-717-48	16"	\$33.95 ea.
187-718-48	18"	\$33.95 ea.
187-719-48	20"	\$33.95 ea.

Invacare Style Fits Invacare, Old Theradyne, Drive, Colson, Futuro, Medline, Rolls, Metal Matic, Mobilaid, Will Ross, Sunmark

Back Upholstery



Seat Upholstery



Flat	Embossed	Top Width	Bottom Width
130-1CL	182-0CL	16"	16"
134-7CL	182-1CL	17"	16"
134-8CL	182-2CL	18"	16"
130-2CL	135-1CL	18"	18"
134-2CL	135-2CL	19"	18"
130-3CL	135-3CL	20"	18"
134-5CL	182-3CL	20"	20"
134-6CL	182-4CL	21"	20"
182-5CL	182-6CL	23"	22"
182-7CL	182-8CL	25"	24"

See Page 159 for Colors

Flat	Embossed	Width
131-1CL	182-9CL	16"
131-2CL	135-4CL	18"
131-3CL	183-0CL	20"
183-3CL	183-4CL	22"
183-7CL	183-8CL	24"

Upholstery Pricing (16" to 20" Wide)

Type	Flat	Embossed
Seat	\$ 19.95 ea.	\$ 26.95 ea.
Back	\$ 19.95 ea.	\$ 26.95 ea.

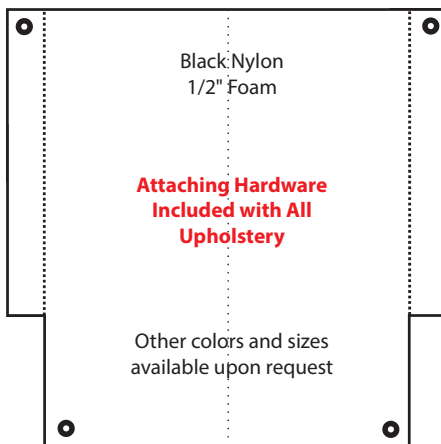
Upholstery Pricing (22" to 24" Wide)

Type	Flat	Embossed
Seat	\$ 26.95 ea.	\$ 33.95 ea.
Back	\$ 26.95 ea.	\$ 33.95 ea.

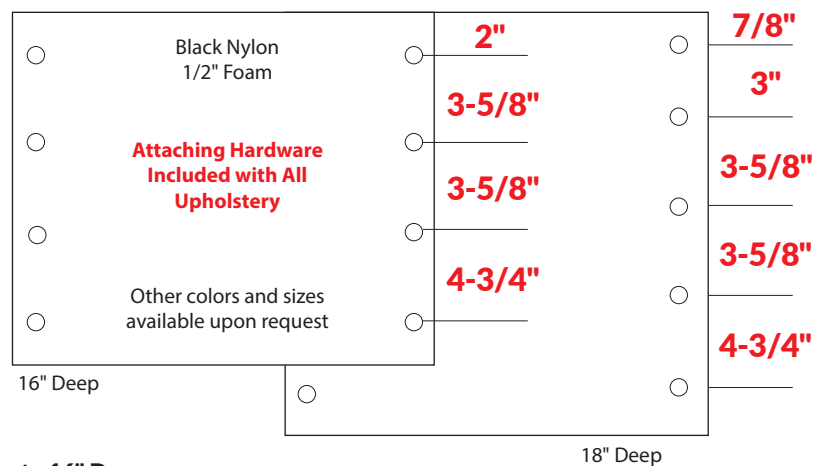
- P Back With Pouch (flat only) Add \$11.00 ea.
- Z Back With Zipper (flat only) Add \$27.00 ea.

Invacare 9000/SX5 Series Upholstery

Wrap Around Back



Seat



186-448	16" Wide Chair	\$33.95 ea.
186-348	18" Wide Chair	\$33.95 ea.
187-848	20" Wide Chair	\$33.95 ea.

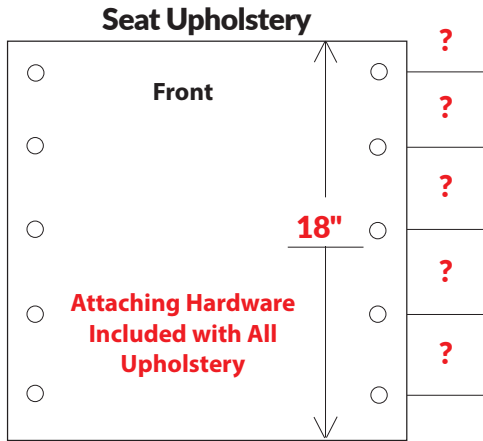
Seat - 16" Deep

131-148	16" Wide Chair	\$19.95 ea.
131-248	18" Wide Chair	\$19.95 ea.

Seat - 18" Deep

186-548	18" Wide Chair	\$26.95 ea.
186-648	20" Wide Chair	\$26.95 ea.
186-748	22" Wide Chair	\$26.95 ea.

Invacare Tracer IV Seat



See Page 18 for Pricing

Before Oct 2003 Invacare Tracer IV Seat Uph.
 Hole spacing Front to Back (5 hole seat)
1-3/4" to 3-5/8" to 3-5/8" to 4-3/4" to 3-1/2"
 Seat Depth 18"

Flat	Width
183-1CL-01	20"
183-5CL-01	22"
183-9CL-01	24"

Hole spacing Front to Back (5 hole seat)
2" to 3-5/8" to 3-5/8" to 4-3/4" to 3-3/8"
 Seat Depth 18"

Flat	Embossed	Width
183-1CL-04	183-2CL-04	20"
183-5CL-04	183-6CL-04	22"
183-9CL-04	184-0CL-04	24"

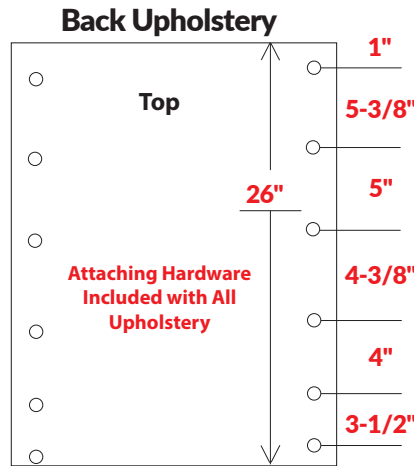
After Oct 2003 Invacare Tracer IV Seat Uph.
 Hole spacing Front to Back (5 hole seat)
1½" to 3½" to 3½" to 4¾" to 3½"
 Seat Depth 18"

Flat	Width
183-1CL-02	20"
183-5CL-02	22"
183-9CL-02	24"

After Oct 2003 Invacare Tracer IV Seat Uph.
 Hole spacing Front to Back (5 hole seat)
1" to 3-1/8" to 3-5/8" to 3-5/8" to 4-3/4"
 Seat Depth 18"

Flat	Embossed	Width
183-1CL-03	183-2CL-03	20"
183-5CL-03	183-6CL-03	22"
183-9CL-03	184-0CL-03	24"

Invacare 9000/SX5 Series Upholstery



Flat	Embossed	Width
188-614-CL	188-714-CL	14"
188-616-CL	188-716-CL	16"
188-618-CL	188-718-CL	18"
188-620-CL	188-720-CL	20"
188-622-CL	188-722-CL	22"

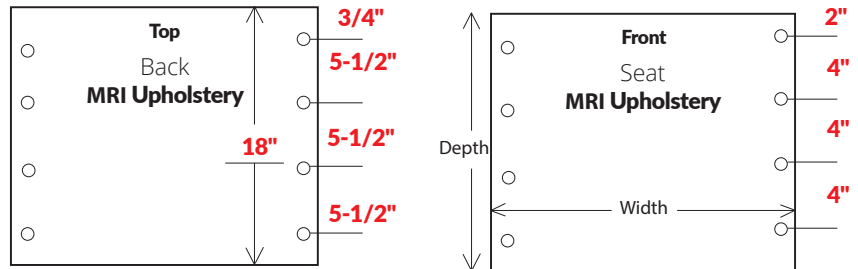
Upholstery Pricing (14" to 22" Wide)		
	Flat	Embossed
Back	\$ 28.95 ea.	\$ 48.15 ea.

MRI Wheelchairs Non-Magnetic Components

Upholstery is made with non-magnetic components to be used on MRI compatible wheelchairs.

Non-Magnetic
 Attaching Hardware
 Included

Color Choices:
 27-Burgundy
 50-Green



Embossed	Width	Price	Embossed	Width	Depth	Price
187-0CL	18"	\$83.33 ea.	134-0CL	18"	16"	\$85.28 ea.
134-3CL	20"	\$92.50 ea.	134-4CL	20"	16"	\$85.28 ea.
187-2CL	22"	\$95.48 ea.	134-1CL	22"	18"	\$85.28 ea.
188-0CL	24"	\$104.12 ea.	188-1CL	24"	18"	\$115.54 ea.

MRI Wheelchairs Non-Magnetic Components, Bariatric Sizes

Upholstery is made with non-magnetic components to be used on MRI compatible wheelchairs.

Backs

Embossed	Width	Price	Color Choices:
188-2CL	24"	\$145.85 ea.	27-Burgundy
188-4CL	26"	\$145.85 ea.	50-Green

Solid Seats

Embossed	Width	Depth	Price
188-3CL	24"	18"	\$279.09 ea.
188-5CL	26"	18"	\$279.09 ea.

Back MRI Upholstery



Solid Seat MRI Upholstery

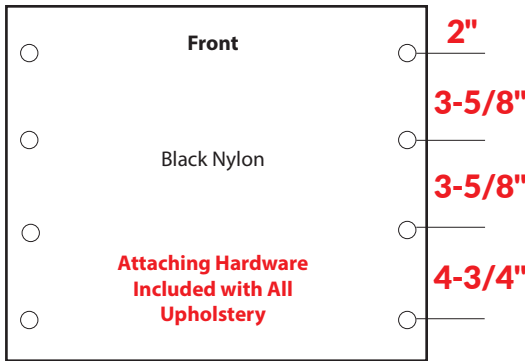


Quickie Upholstery

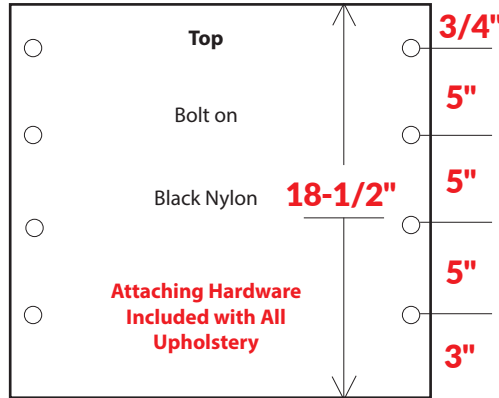
Quickie Upholstery

Breezy 100 and 150 Series

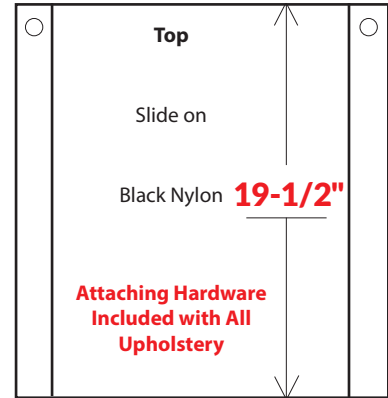
Seat for 100 and 150 Series



Back for the 100 Series



Back for the 150 Series



Seats P/N	Width	Price
131-148	16"	\$19.95 ea.
131-248	18"	\$19.95 ea.
131-348	20"	\$19.95 ea.

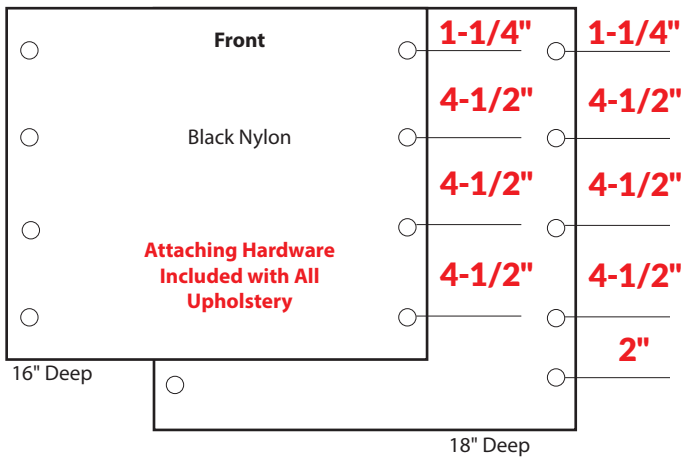
Backs P/N	Width	Price
187-723-48	16"	\$26.95 ea.
187-724-48	18"	\$26.95 ea.
187-725-48	20"	\$33.95 ea.

Backs P/N	Width	Price
187-726-48	16"	\$26.95 ea.
187-727-48	18"	\$26.95 ea.
187-728-48	20"	\$26.95 ea.

Breezy 500, 510 and 600 Series

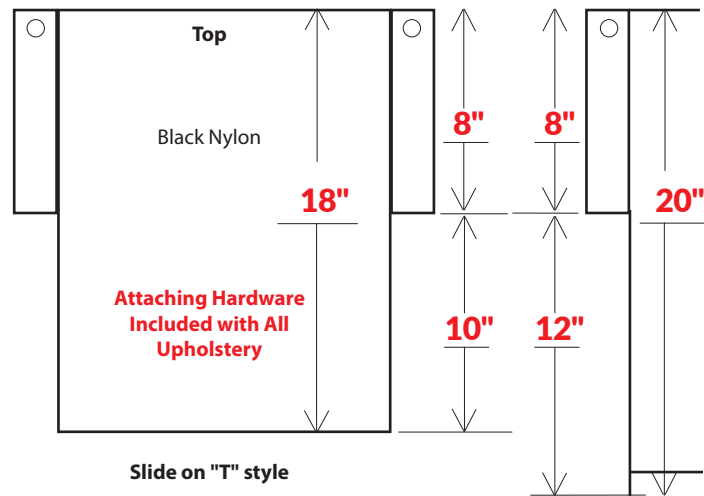
Seat for 500, 510 and 600 Series

500 Series Seats are only 16" Deep



Non-Adjustable, Round Holes

Back for 500, 510 and 600 Series



Seats P/N	Width	Depth	Price
187-729-48	16"	16"	\$33.95 ea.
187-730-48	16"	18"	\$33.95 ea.
187-731-48	18"	16"	\$33.95 ea.
187-732-48	18"	18"	\$33.95 ea.
187-733-48	20"	16"	\$33.95 ea.
187-734-48	20"	18"	\$33.95 ea.

Backs P/N	Manufacturers Specifications		Finished Specs		Price
	Width	Height	Width	Height	
187-735-48	16"	17"	17"	18"	\$35.95 ea.
187-736-48	16"	19"	17"	20"	\$35.95 ea.
187-737-48	18"	17"	19"	18"	\$35.95 ea.
187-738-48	18"	19"	19"	20"	\$35.95 ea.
187-739-48	20"	17"	21"	18"	\$35.95 ea.
187-740-48	20"	19"	21"	20"	\$35.95 ea.

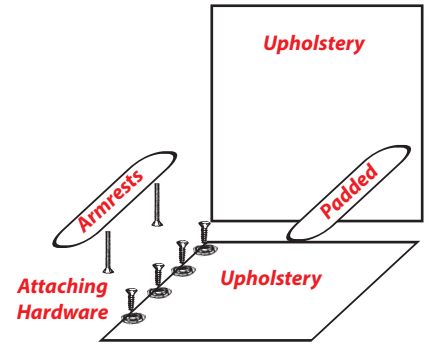
Upholstery/Armrest Set

Set Includes:

- 1 ea. Wheelchair Upholstery Seat
- 1 ea. Wheelchair Upholstery Std. Back
- 2 ea. Padded Desk or Full Length Armrests

All Attaching Hardware for Upholstery and Armrests

Find the set that meets your needs bellow. See page 16 and 20 for sizes on Everest & Jennings and Invacare Chairs. If you need help finding the set you need, please give us a call toll free **800-328-5343** and we will be happy to help you.



Sets With Desk Length Arms

Flat Upholstery Sets

Everest & Jennings Sets

- 139-4CL Narrow Adult 16" Set
- 139-5CL Adult 18" Set
- 133-5CL Adult 20" Set

Invacare Sets

- 138-2CL N. A. 16" with Std. Back Set
- 131-0CL Adult 16" with 1" Flare Back Set
- 131-9CL Adult 16" with 2" Flare Back Set
- 138-3CL Adult 18" with Std. Back Set
- 138-4CL Adult 18" with 1" Flare Back Set
- 138-5CL Adult 18" with 2" Flare Back Set
- 131-4CL Adult 20" with Std. Back Set
- 131-6CL Adult 20" with 1" Flare Back Set

Price

- \$45.95 ea.
- \$45.95 ea.
- \$45.95 ea.

Sets With Full Length Arms

Flat Upholstery Sets

Everest & Jennings Sets

- 139-6CL Narrow Adult 16" Set
- 139-7CL Adult 18" Set
- 133-6CL Adult 20" Set

Invacare Sets

- 138-6CL N. A. 16" with Std. Back Set
- 132-0CL Adult 16" with 1" Flare Back Set
- 132-9CL Adult 16" with 2" Flare Back Set
- 138-7CL Adult 18" with Std. Back Set
- 138-8CL Adult 18" with 1" Flare Back Set
- 138-9CL Adult 18" with 2" Flare Back Set
- 131-5CL Adult 20" with Std. Back Set
- 131-7CL Adult 20" with 1" Flare Back Set

Price

- \$45.95 ea.
- \$45.95 ea.
- \$45.95 ea.

Embossed Upholstery Sets

Everest & Jennings Sets

- 133-0CL Adult 18" Set

Invacare Sets

- 133-7CL Adult 18" with Std. Back Set
- 133-8CL Adult 18" with 1" Flare Back Set
- 133-9CL Adult 18" with 2" Flare Back Set

\$59.95 ea.

- \$59.95 ea.
- \$59.95 ea.
- \$59.95 ea.

Embossed Upholstery Sets

Everest & Jennings Sets

- 135-0CL Adult 18" Set

Invacare Sets

- 135-7CL Adult 18" with Std. Back Set
- 135-8CL Adult 18" with 1" Flare Back Set
- 135-9CL Adult 18" with 2" Flare Back Set

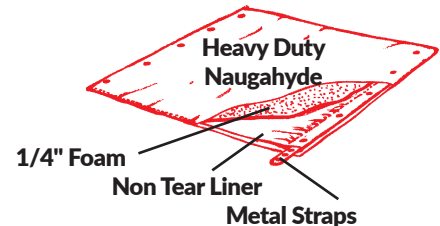
\$59.95 ea.

- \$59.95 ea.
- \$59.95 ea.
- \$59.95 ea.

Upholstery Colors

- 67 Regal (Dk. Blue)
- 68 Royal Blue (Med. Blue)
- 64 Avalon (Lt. Blue)
- 86 Walnut (Dk. Brown)
- 83 Nutmeg (Brown Orange)
- 82 Camel (Med. Brown)

- 27 Burgundy (Dk. Red)
- 96 Beige (Off White)
- 54 Cactus (Med. Green)
- 46 Black
- 48 Black Nylon
- 44 Grey



Quickie Breezy 500, 510 and 600 Series

Black Nylon - Full Length Armrests 20" Tall Back

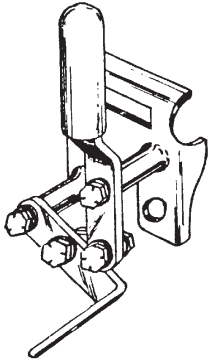
P/N	Width	Depth	Price
187-741-48	16"	16"	\$65.95 Set
187-742-48	18"	16"	\$65.95 Set

Black Nylon - Desk Length Armrests 20" Tall Back

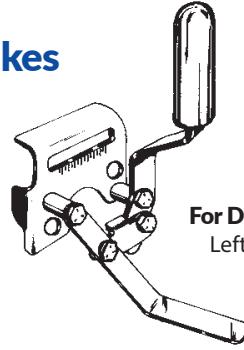
P/N	Width	Depth	Price
187-743-48	16"	16"	\$65.95 Set
187-744-48	18"	16"	\$65.95 Set

Brakes

Invacare Most Common Brakes Chrome Finish



For Fixed Arm Chair \$15.95 ea.
Left or Right, Specify 151-111-SD

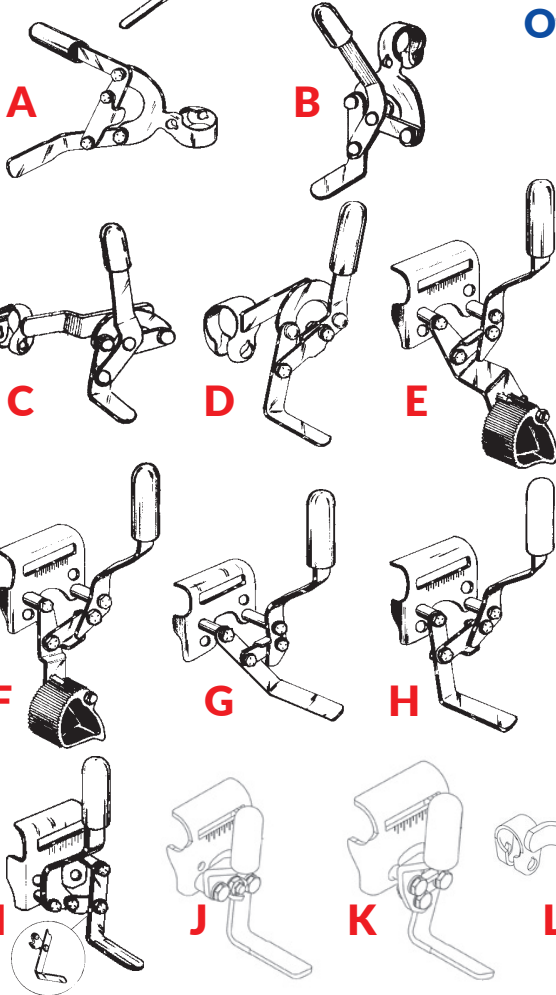


For Detachable Arm Chair \$15.95 ea.
Left or Right, Specify 151-121-SD

Other Invacare Brakes

Specify Left or Right when Ordering Brakes.

	Part #	Finish	Arm Style	Locking	Price
A	151-461-SD	Chrome	Detach Arm	Push To Lock	\$33.59 ea.
B	151-311-SD	Chrome	Fixed Arm	Push To Lock	\$18.95 ea.
C	151-021-SD	Chrome	Detach Arm	Push To Lock	\$19.30 ea.
	151-463-SD	Chrome	Detach Arm	Pull To Lock	\$52.94 ea.
D	151-401-SD	Chrome	Fixed Arm	Pull To Lock	Disc.
E	151-411-SD	Chrome	Fixed Arm	Push To Lock	\$52.94 ea.
	151-413-SD	Chrome	Detach Arm	Push To Lock	\$52.94 ea.
F	151-415-SD	Chrome	Fixed Arm	Pull To Lock	Disc.
	151-417-SD	Chrome	Detach Arm	Pull To Lock	Disc.
G	151-111-SD	Chrome	Fixed Arm	Push To Lock	\$15.95 ea.
	151-431-SD	Black	Fixed Arm	Push To Lock	\$15.94 ea.
	151-433-SD	Chrome	Detach Arm	Push To Lock	\$27.89ea.
	151-435-SD	Black	Detach Arm	Push To Lock	\$52.94 ea.
H	151-441-SD	Chrome	Fixed Arm	Pull To Lock	\$52.94 ea.
	151-443-SD	Black	Fixed Arm	Pull To Lock	\$27.89 ea.
	151-445-SD	Chrome	Detach Arm	Pull To Lock	\$27.89 ea.
	151-447-SD	Black	Detach Arm	Pull To Lock	\$52.94 ea.
I	151-451-SD	Chrome	Detach Arm	Pull To Lock	\$52.94 ea.
J	151-134-SD	Chrome	Det. Flip Back Arm	Push To Lock	\$33.48 ea.
K	151-136-SD	Chrome	Det. Flip Back Arm	Pull To Lock	\$31.48 ea.
L	151-138-SD	Chrome	Recliner		\$52.94 ea.
M	151-130-SD	Black	Hemi, Disk	Pull To Lock	Disc.
	151-132-SD	Black	Standard, Disk	Push To Lock	Disc.



If the part you are looking for is not illustrated or you can not find what you need, let us help!
Call toll free 1-800-328-5343


Universal Wheelchair Brake Extensions

Features:

Available in three lengths
Available in two slot sizes
Available with or without elastic cord

Elastic Cord

The elastic cord connects the extension to the brake. This helps to hold the extension on the brake.



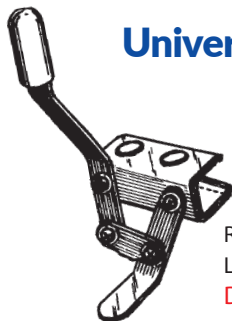
A. Without Elastic Cord		\$4.95
6" Extension with 1/8" Slot Size		154-102
6" Extension with 3/16" Slot Size		154-105
8" Extension with 1/8" Slot Size		154-101
8" Extension with 3/16" Slot Size		154-104
10" Extension with 1/8" Slot Size		154-100
10" Extension with 3/16" Slot Size		154-103
B. With Elastic Cord		\$7.95
6" Extension with 1/8" Slot Size		154-108
6" Extension with 3/16" Slot Size		154-111
8" Extension with 1/8" Slot Size		154-107
8" Extension with 3/16" Slot Size		154-110
10" Extension with 1/8" Slot Size		154-106
10" Extension with 3/16" Slot Size		154-109

Quickie Wheelchair Brake Extensions



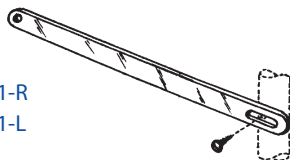
Brake Extension \$34.61 pr.
6" Extension 154-200

Universal Strap Mount Brake

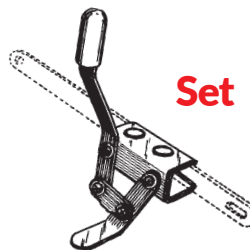


Strap 159-100 \$4.95 ea.
 Comes with attaching hardware

Right 153-001-R
 Left 153-001-L
 Disc.



Universal Strap Mount Brake

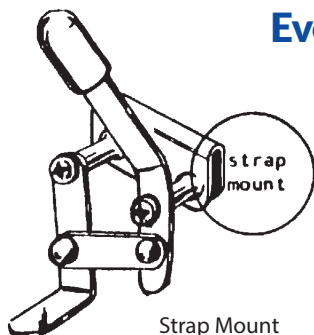


Set

Set Includes:
 1 ea. 153-001-R Right Brake
 1 ea. 153-001-L Left Brake
 2 ea. Mounting Straps
All attaching hardware
 153-010 Disc.

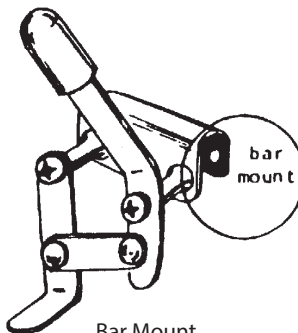
SAVE

Everest & Jennings



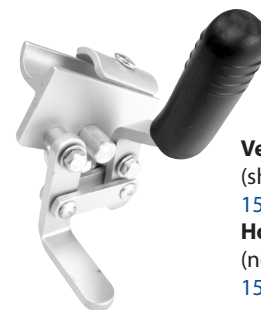
Strap Mount

Bar Mount \$11.95 ea.
 Fixed Arm, Right 150-011-R
 Fixed Arm, Left 150-011-L
 Detach Arm, Right 150-021-R
 Detach Arm, Left 150-021-L
Strap Mount \$11.55 ea.
 Right 150-111-R
 Left 150-111-L




Bar Mount

Medline

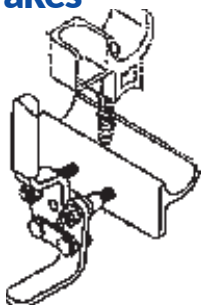


Vertical Bolt for K4
 (shown)
 151-001 Disc.
Horizontal Bolt
 (not shown)
 151-002 \$79.05 pr.

Quickie Brakes




Left 153-201-L
 Right 153-201-R
 \$29.95 ea.




Breezy 500/510/2/600
 Push-To-Lock
 153-203
 \$81.82 pr.

Theradyne



Left 153-001-L
 Right 153-001-R
 Disc.



Left 153-101-L
 Right 153-101-R
 \$31.20 ea.


MRI Non-Magnetic Wheelchair Brake




made with non-magnetic components to be used on MRI compatible wheelchairs

Left 150-031-L
 Right 150-031-R
 \$42.11 ea.

Gendron



152-001-R Right
 152-001-L Left
 Disc.

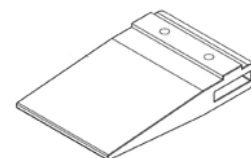


152-101-R Right
 152-101-L Left
 Disc.




152-201-R Right
 152-201-L Left
 \$13.95 ea.

Wheel Lock Shoe Spacer



Includes hardware

154-114 1-45/64" Long \$15.24 ea.
 154-115 2-7/16" Long \$19.42 ea.

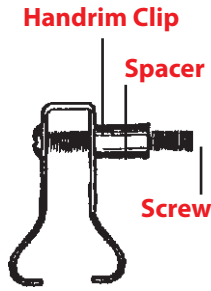


Specify Left or Right when Ordering Brakes (determine left or right when sitting in chair)

	Part #	Fits Wheelchairs	Arm Style	Locking	Price
A	151-129-SD	Winnie	Fixed Arm	Push To Lock	\$20.00 ea.
B	151-124-SD	Winnie & Sentra HD	Detach Arm	Push To Lock	\$16.90 ea.
C	151-123-SD	Sentra EC (side mount)	Detach Arm	Push To Lock	\$16.90 ea.
D	151-125-SD	Sentra Plus, Cirrus III & Astaire	Detach Arm	Push To Lock	\$16.90 ea.
E	151-126-SD	Cirrus IV	Detach Arm	Push To Lock	\$16.90 ea.
F	151-127-SD	Viper & Viper Plus (top mount)	Slope Arm	Push To Lock	\$14.10 ea.
G	151-110-SD	Silver Sport I, Silver Sport II & Cruiser III	Detach Arm	Push To Lock	\$14.10 ea.
H	151-140-SD	Sentra EC (side mount)	Fixed Arm	Push To Lock	\$14.10 ea.
I	151-142-SD	Sentra HD EC Extra Wide (top mount)	Detach Arm	Push To Lock	\$16.90 ea.
J	151-144-SD	Sentra 26", 28" & 30" Wide Chairs (side mount)	Detach Arm	Push To Lock	\$14.10 ea.
K	151-146-SD	Winnie (side mount)	Detach Arm	Push To Lock	\$16.90 ea.
L	151-148-SD	Winnie (side mount)	Fixed Arm	Push To Lock	\$16.90 ea.
M	151-150-SD	Winnie II (top mount) Extended Back	Fixed Arm	Push To Lock	Disc.
N	151-152-SD	Viper (non-slope arms, top mount) Not 12" or 14" chairs	Flip Back Arm	Push To Lock	\$16.90 ea.
O	151-154-SD	Viper (non-slope arms, top mount) ONLY 12" or 14" chairs	Flip Back Arm	Push To Lock	\$18.78 ea.
P	151-156-SD	Viper & Viper Plus Recliner (top mount)	Detach Arm	Push To Lock	\$16.90 ea.
Q	151-158-SD	Cirrus III (side mount)	Flip Back Arm	Push To Lock	\$17.56 ea.
R	151-160-SD	Cougar (side mount)	Detach Arm	Push To Lock	\$20.00 ea.
S	151-162-SD	Silver Sport Recliners (side mount)	Detach Arm	Push To Lock	\$15.00 ea.
T	151-164-SD	Blue Streak	Detach Arm	Push To Lock	\$16.90 ea.



Spacers - Screws - Clips



White Nylon Spacers			Aluminum Spacers			Screws		
Size	Part#	Price	Size	Part #	Price	Size	Part #	Price
1/2"	166-311	\$.37 ea.	1/2"	166-301	\$.50 ea.	1-3/8"	166-306	\$.23 ea.
5/8"	166-312	\$.37 ea.	5/8"	166-302	\$.50 ea.	1-1/2"	166-307	\$.23 ea.
3/4"	166-313	\$.37 ea.	3/4"	166-303	\$.50 ea.	1-3/4"	166-309	\$.23 ea.
7/8"	166-314	\$.37 ea.	7/8"	166-304	\$.50 ea.	1-7/8"	166-310	\$.23 ea.
1"	166-315	\$.37 ea.	1"	166-305	\$.56 ea.			

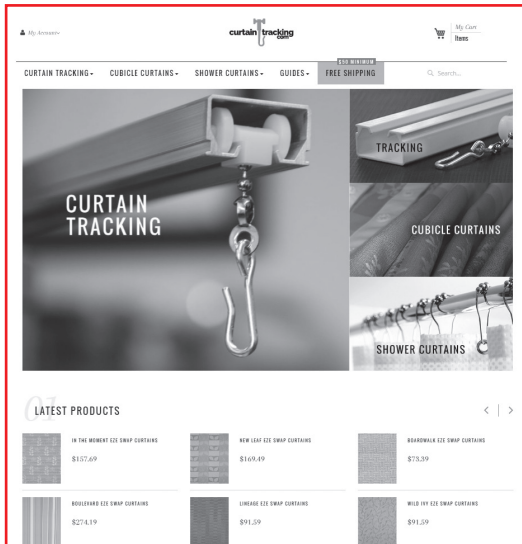
**MRI Non-Magnetic Hand Rim
 Screws and Spacers**
 2" Screws, 3/4" Spacers
 8 screws, 8 spacers
 166-319 \$31.09 ea.

Universal Handrim Clip
 166-300 \$2.95 ea.

**Can't find what you're looking for?
 Let us make it for you!**

Ocelco has its own in house Wood Shop and Custom Upholstery Shop. Let us know what you need and we will make it for you. Special size wheelchair upholstery, custom cushions (see page 69), adaptive seating, or whatever you may need. Let Ocelco make it to your specifications. We're here to help, please do not hesitate to call us so we can make your special request for you.

Remember "We're The Friendly People"



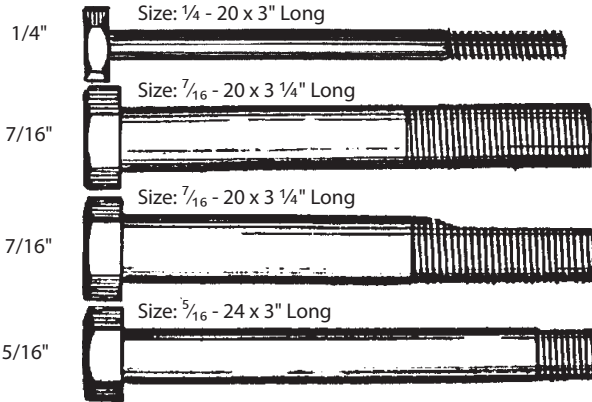
Visit Our New Online Store
www.curtaintracking.com



Free Equipment Catalog
 Toll Free: 800-328-5343

Visit our online store at www.WheelchairParts.com
 or www.ocelco.com for many more products and choices

Axles, Bolts & Nuts



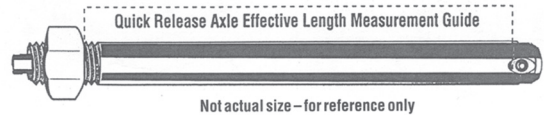
American 8" Wheel Axle
164-000 \$.58 ea.

Theradyne Old Style
164-170 \$1.35 ea.

Invacare Shaved Axle
164-181 \$1.49 ea.

E&J 8" Wheel & Cross Brace
164-480 \$1.49 ea.

Quick Release Axles




	Size	
*164-400	7/16" x 4"	\$19.74 ea.
*164-401	7/16" x 4-3/8"	\$21.72 ea.
164-402	7/16" x 4-1/2"	Disc.
164-403	1/2" x 4-1/4"	Disc.
*164-404	1/2" x 4-3/8"	\$20.02 ea.
164-405	1/2" x 4-3/4"	\$27.61 ea.
164-406	1/2" x 5"	\$28.37 ea.

***Common to Invacare**



Everest & Jennings 24" Wheel Axles and Nuts



Length		
4-1/4"	164-130	\$4.95 Set
5"	164-160	\$5.95 Set

Nuts Included with E&J Axles

Length		
4-1/4"	164-340	\$6.10 ea.
5"	164-360	\$6.10 ea.



24" Wheel Standard Axles

All Standard Axles Run Every 1/4" From 3-3/4" To 5"



Length		
3-3/4"	164-111	\$.95 ea.
4"	164-121	\$.95 ea.
4-1/4"	164-131	\$1.75 ea.
4-1/2"	164-141	\$3.07 ea.
4-3/4"	164-151	\$1.35 ea.
5"	164-161	\$2.00 ea.

Standard Nut



164-501
\$.23 ea.

Lock Nut



164-500
\$.23 ea.



3-3/4"	164-211	\$1.45 ea.
4"	164-221	\$1.89 ea.
4-1/4"	164-231	\$2.95 ea.
4-1/2"	164-241	\$3.80 ea.
4-3/4"	164-251	\$2.55 ea.
5"	164-261	\$1.95 ea.



164-502
\$.23 ea.



164-503
\$.23 ea.



3-3/4"	164-311	\$2.20 ea.
4"	164-321	\$3.51 ea.
4-1/4"	164-331	\$1.80 ea.
4-1/2"	164-341	\$1.96 ea.
4-3/4"	164-351	\$2.85 ea.
5"	164-361	\$2.85 ea.



164-504
\$.38 ea.



164-505
\$.38 ea.

Note: Measure the shaft only on the axles above, **DO NOT** include the head.

MRI Non-Magnetic Axles for MRI Wheelchairs

Axle and Nut for 8" Front Wheel

fits MRI Wheelchairs
 Axle Size: 5/16" x 3-3/4" Long
 164-490 \$15.04 ea.

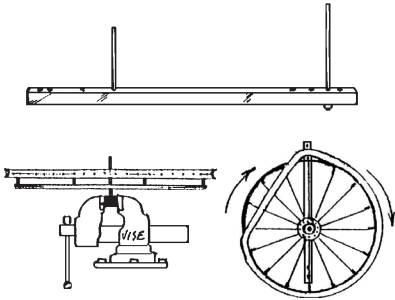


Axle and Nut for 24" Rear Wheel

Axle Size: 7/16" x 5" Long
 fits 18" to 20" MRI Wheelchairs
 164-491 \$30.07 ea.
 Axle Size: 5/8" x 5" Long
 fits 22" to 26" MRI Wheelchairs
 164-492 \$78.48 ea.




24", 22" & 8" Vice Tire Setter




This tool makes it easy to put on Snap-On Tires that almost seem impossible to put on by hand.
 510-102 \$38.33

Wheelchair Turntable



Work on your wheel chair with ease with this Wheelchair Turntable.
 510-121 Disc.

Wheelchair Repair Stand



* Swivels 360 Degrees
 * Fits most chairs with 14" to 20" seat width
 * Adjustable height range 26" - 30"


510-148 Disc.

Rim Strips


Simple to use, rim strips stretch to securely fit around your rims and protect your tubes from spoke heads.

Rim Strip

20"	163-122	\$1.45 ea.
20" x 2-1/8"	163-124	\$1.45 ea.
22"	163-123	\$1.45 ea.
24"	163-100	\$1.25 ea.
24" x 3/4"	163-001	\$1.25 ea.



Air Pump with Gauge



510-150 \$38.04 ea.

Lever Bar




Slotted head slides easily along rim
 510-149 \$24.30 ea.

Tire Mounting Tool




For use with snap-on tire tool
 510-152 \$9.24 ea.

Spoke Wrench



Universal to fit most spoke sizes.
 510-100 \$5.58 ea.

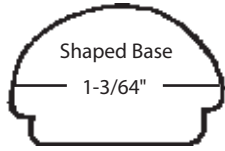
Valve Caps



Plastic
 510-151 \$.55 ea.

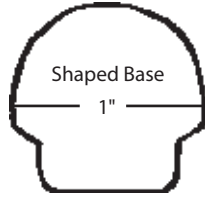
Snap-On-Tires

Everest & Jennings



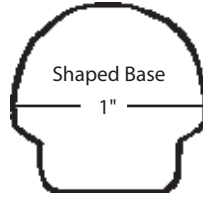
162-101 24" Snap on tire
Disc.
162-201 22" Snap on tire
Disc.

Smith & Davis



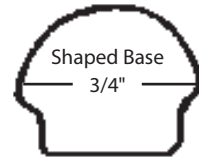
162-203 22" Snap on tire
Disc.

Everest & Jennings



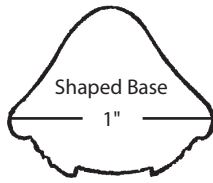
162-103 24" Snap on tire
Disc.

Everest & Jennings



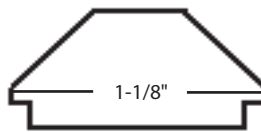
Light Weight
162-108 24" Snap on tire
Disc.

Invacare



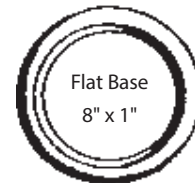
DTM Tire
162-110 24" Snap on tire
Disc.

Invacare



Invacare Low Profile DTM Tire, Black
162-116 20" Snap-On-Tire Disc.
162-115 22" Snap-On-Tire Disc.
162-111 24" Snap-On-Tire Disc.

8" Snap-On-Tire

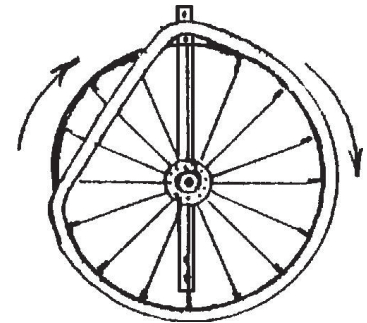
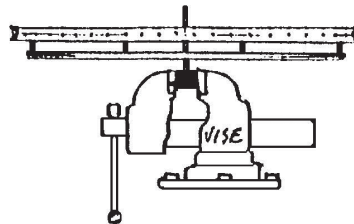
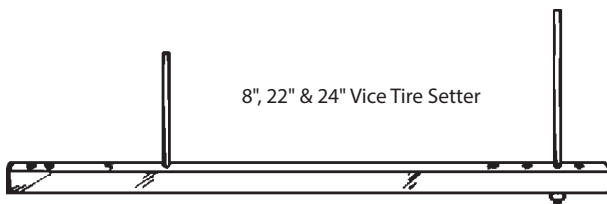


Fits: Most Chairs
162-109 8" Snap on tire
\$7.95 ea.


Snap-On-Tire Tool

Easy To Use

One stem will go through the center bearing of the wheel. The wheel will spin on this stem. The bearing fit will not necessarily be a tight fit on the stem. The stem is only used to rotate the wheel. The other stem will go between the wheel and the tire being mounted. This stem will draw the tire onto the wheel with ease while rotating the wheel.



510-102
\$38.33



**Can't find what you're looking for?
Let us make it for you!**

Ocelco has its own in house Wood Shop and Custom Upholstery Shop. Let us know what you need and we will make it for you. Special size wheelchair upholstery, custom cushions (see page 69), adaptive seating, or whatever you may need. Let Ocelco make it to your specifications. We're here to help, please do not hesitate to call us so we can make your special request for you.

Remember "We're The Friendly People"

Pneumatic Tires, Poly Foam Filled Tires, Flat-Free Inserts & Tubes

Pneumatic Tires - Require a tube or flat free poly foam insert

Poly Foam Filled Tire - Tire filled with poly foam - typically works with 2 piece hubs

Tube - Air filled and inserts inside of pneumatic tire

Flat Free Inserts - Made of poly foam and can be inserted into existing tire



Size	Description	Fits	Tread	Part #	Price
6" x 1-1/4"	Pneumatic Tire	Most	A	163-181	\$9.54 ea.
6" x 1-1/4"	Tube 45 Deg. Valve	Most 6" Casters		163-191	\$5.90 ea.
6" x 1-1/4"	Flat Free Insert	Most 6" Casters		163-209	\$15.36 ea.
7" x 1-3/4"	Pneumatic Tire	8 x 2 Wheels and Shepherd/Meyra	A	163-133	\$13.28 ea.
7" x 1-3/4"	Tube 90 Deg. Valve	Most		163-134	\$6.78 ea.
8" x 1-1/4"	Pneumatic Tire	Most 8 x 1-1/4 Casters Incl. Quickie	A	163-106	\$7.95 ea.
8" x 1-1/4"	Tube 45 Deg. Valve	Most		163-111	\$6.12 ea.
8" x 1-1/4"	Flat Free Insert	Most		163-208	\$12.30 ea.
8" x 1-3/4"	Pneumatic Tire (200x44)	Most	A	163-107	\$14.08 ea.
8" x 1-3/4"	Urethane Tire, Dark Grey	Most	T	163-109	\$15.96 ea.
8" x 1-3/4"	Tube (200x44), 90 Deg. Valve	Most		163-112	\$7.90 ea.
8" x 1-3/4"	Flat Free Insert	Most 8 x 1-3/4 Including E&J 2-piece Hubs		163-210	Disc.
8" x 2"	Pneumatic Tire (200x50)	Most	A	163-108	\$13.10 ea.
8" x 2"	Poly Foam Filled Tire(200x50)	Most		163-110	\$20.46 ea.
8" x 2"	Tube (200x50) 70 Deg. Valve	Most		163-113	\$5.95 ea.
8" x 2"	Tube(200x50) 90 Deg. Valve	Most		163-125	\$7.38 ea.
9" x 3"	Pneumatic Tire (2.80/2.50-4)	Most Scooters	A	163-135	\$14.62 ea.
9" x 3"	Poly Foam Filled Tire - Sawtooth Tread	Most 9 x 3 Power Chair Wheels Except P300	B	163-136	\$26.37 ea.
9" x 3"	Poly Foam Filled Tire - Wide Sawtooth Tread	Inv. Storm, Lancer, Explorer and P-300	B	163-137	\$27.06 ea.
9" x 3"	Poly Foam Filled Tire - Wide Rib Tread	Invacare Storm	A	163-138	\$25.76 ea.
9" x 3"	Tube 90 Deg. Valve (2.80/2.50-4)	Most		163-139	\$7.32 ea.

Pneumatic Tires - Require a tube or flat free poly foam insert

Poly Foam Filled Tire - Tire filled with poly foam - typically works with 2 piece hubs

Tube - Air filled and inserts inside of pneumatic tire

Flat Free Inserts - Made of poly foam and can be inserted into existing tire

**See Page 29 for
Tread Patterns**

Size	Description	Fits	Tread	Part #	Price
10" x 3"	Pneumatic Tire (3.00-4) (260x85) Front	Fortress, Invacare and Others	A	163-190	\$14.56 ea.
10" x 3"	Pneumatic Tire (3.00-4) (260x85) Rear	Fortress and Others	C	163-140	\$14.48 ea.
10" x 3"	Poly Foam Tire (3.00-4) (260x85) Rear	Most	C	163-141	\$31.85 ea.
10" x 3"	Poly Foam Tire (3.00-4) (260x85) Front	Most	A	163-142	\$32.39 ea.
10" x 3"	Tube (3.00-4) (260x85) 90 Deg. Valve	Most		163-143	\$7.10 ea.
10"	Pneumatic Tire (410/350-4)	Ortho-Kinetics and Others	D	163-144	\$15.80 ea.
10"	Poly Foam Tire (410/350-4)	Ortho-Kinetics, Sierra	D	163-145	\$41.96 ea.
11"	Pneumatic Tire (410/350-5)	Invacare and Others	E	163-147	\$17.76 ea.
12"	Pneumatic Tire (410/350-6) Saw Tooth Tread	Explorer, Lancer and Others	F	163-150	\$19.38 ea.
10"	Tube (410/350-4) 90 Deg. Valve	Ortho-Kinetics		163-146	\$7.22 ea.
11"	Poly Foam Tire (410/350-5)	Invacare Storm and XT	E	163-148	40.59 ea.
11"	Tube (410/350-5) 90 Deg. Valve	Invacare and Others		163-149	\$8.20 ea.
12"	Poly Foam Tire (410/350-6)	Explorer and Lancer	E	163-151	\$46.59 ea.
12"	Tube (410/350-6) 90 Deg. Valve	Explorer, Lancer and Others		163-152	\$8.20 ea.
12-1/2" x 2-1/4"	Pneumatic Tire Smooth Tread	Powerchairs, ABEC and Others	G	163-153	\$15.28 ea.
12-1/2" x 2-1/4"	Pneumatic Tire	Powerchairs, Invacare, ABEC and Others	H	163-128	\$15.94 ea.
12-1/2" x 2-1/4"	Tube, Straight Valve	Most		163-130	\$7.08 ea.
12-1/2" x 2-1/4"	Flat Free Insert	Most		163-201	\$25.80 ea.
13" x 4"	Pneumatic Tire (4.00-5)	Pride and Shoprider	I	163-154	\$19.76 ea.
13" x 4"	Poly Foam Tire (4.00-5)	Pride and Shoprider	I	163-155	\$48.40 ea.
13" x 4"	Tube (4.00-5) 90 Deg. Valve	Pride and Shoprider		163-156	\$8.58 ea.
14" x 2.125"	Pneumatic Tire	E&J	J	163-157	\$14.56 ea.
14" x 2.125"	Flat Free Insert	E&J		163-211	Disc.
14" x 2-1/8"	Tube Straight Valve	E&J		163-158	Disc.
14" x 3"	Pneumatic Tire (3.00-8)	Storm and Permibile	C	163-159	\$19.56 ea.
14" x 3"	Poly Foam Tire (3.00-8)	Invacare Storm	C	163-160	\$42.78 ea.
14" x 3"	Tube (3.00-8) 90 Deg. Valve	Storm and Permibile		163-192	\$7.68 ea.
14" x 4"	Pneumatic Tire (4.00-6)	Invacare Storm and Others	I	163-162	Disc.
14" x 4"	Poly Foam Tire (4.00-6)	Invacare Storm and Others	I	163-163	\$47.69 ea.
14" x 4"	Tube (4.00-6) 90 Deg. Valve	Invacare Storm and Others		163-164	\$8.42 ea.
16" x 1.75"	Pneumatic Tire	Specialty and Some Damaco Chairs	R	163-167	\$15.28 ea.
16" x 1.75"	Flat Free Insert	Most		163-212	\$30.72 ea.
16" x 1.75"	Tube Straight Valve	Most		163-168	\$4.24 ea.
16" x 2.125"	Pneumatic Tire	Most Pediatric Power Chairs	J	163-169	\$15.96 ea.
16" x 2.125"	Tube Straight Valve	Most		163-170	\$4.24 ea.
16" x 4"	Pneumatic Tire (400-8) (4.00-8)	Most	F	163-165	\$44.90 ea.
16" x 4"	Tube	Most		163-166	\$11.54 ea.

Pneumatic Tires - Require a tube or flat free poly foam insert

Poly Foam Filled Tire - Tire filled with poly foam - typically works with 2 piece hubs

Tube - Air filled and inserts inside of pneumatic tire


Flat Free Inserts - Made of poly foam and can be inserted into existing tire

**See Page 29 for
Tread Patterns**

Size	Description	Fits	Tread	Part #	Price
18" x 2.125"	Pneumatic Tire	E&J Vortex	J	163-171	Disc.
18" x 2.125"	Tube	E&J Vortex		163-172	\$12.70 ea.
20" x 1-3/8"	Pneumatic Tire	Most	K	163-116	\$11.78 ea.
20" x 1-3/8"	Flat Free Insert	Most		163-202	\$18.48 ea.
20" x 1-3/8" & 1-1/4"	Tube	Most		163-119	\$4.95 ea.
20" x 1.75"	Pneumatic Tire	Skyway	U	163-173	\$13.78 ea.
20" x 1.75"	Flat Free Insert	Most		163-203	\$23.13 ea.
20" x 1.75"	Tube	Most		163-174	\$4.92 ea.
20" x 2.125"	Pneumatic Tire - Dark Grey	Most	J	163-175	\$17.00 ea.
20" x 2.125"	Pneumatic Tire - Light Grey	Most	J	163-126	\$14.46 ea.
20" x 2.125"	Flat Free Insert	Most		163-204	Disc.
20" x 2.125"	Tube	Most		163-120	\$4.95 ea.
22" x 1-3/8"	Pneumatic Tire (37-501) Light Grey	Most	L	163-117	\$13.25 ea.
22" x 1-3/8"	Flat Free Insert	Most		163-205	\$19.98 ea.
22" x 1-3/8"	Tube	Most		163-121	\$4.95 ea.
24" x 1-3/8" & 1-1/4"	Pneumatic Tire (37-547) Dark Grey	Most	M	163-176	Disc.
24" x 1-1/4"	Pneumatic Tire (32-547) Light Grey	Most	M	163-103	\$12.55 ea.
24" x 1-1/4"	Pneumatic Tire (32-547) Light Grey, Smooth Trd	Most		163-105	\$20.74 ea.
24" x 1-3/8"	Pneumatic Tire (37-540) Light Grey	Most	N	163-177	\$12.21 ea.
24" x 1-3/8"	Pneumatic Tire (37-540) Dark Grey	Most	N	163-178	Disc.
24" x 1-3/8"	Pneumatic Tire (37-540) Light Grey	Most	K	163-114	\$14.76 ea.
24" x 1-3/8"	Pneumatic Tire (32-540) Lt. Grey, Smooth Tread	Most	O	163-118	\$14.76 ea.
24" x 1-3/8" & 1-1/2"	Pneumatic Tire (40-540) Dk.Grey, All-Terrain Trd	Most	P	163-179	Disc.
24" x 1-3/8"	Pneumatic Tire (37-540) Knobby w/ Blackwall	Most	Q	163-180	\$14.98 ea.
24" x 1-3/8"	Flat Free Insert	Most		163-206	\$19.42 ea.
24" x 1-3/8" & 1-1/4"	Tube, Straight Valve	Most		163-101	\$4.95 ea.
24" x 1-3/4"	Pneumatic Tire	Older E&J	K	163-115	Disc.
24" x 1.75"	Pneumatic Tire (47-507)	Invacare and Others	R	163-104	\$13.28 ea.
24" x 1.75"	Flat Free Insert	Most		163-207	Disc.
24" x 1.75"	Tube	Most		163-102	\$4.95 ea.
24" x 2.125"	Pneumatic Tire, Dark Grey	24 x 1-3/4 & 1-3/4 Wheels	S	163-182	\$16.70 ea.
24" x 2.125"	Tube	Most		163-183	\$5.95 ea.
26" x 1-3/8"	Pneumatic Tire (37-590)	Most	K	163-184	\$12.68 ea.
26" x 1-3/8"	Flat Free Insert	Most		163-213	\$19.67 ea.
26" x 1-3/8"	Tube	Most		163-185	\$5.95 ea.
26" x 2.10"	Pneumatic Tire, Knobby	Most	V	163-186	\$18.82 ea.
26" x 2.125"	Tube	Most		163-187	\$5.95 ea.

Wheels


Our wheels are available in many configurations including Grey and black mags, pneumatic and solid black or Grey tires, varying hub widths (be sure to consider your axle length when determining the hub size you need), multiple numbers of spokes, many different handrim styles and different bearing inside diameters.



20" x 1-3/8" Black Mag, Pneumatic Tire with 3/4" Powder Coated Handrim. Hub width measured Outside of Bearing to Outside of Bearing is approximately 2-3/8". Has flush outer bearing.

Bearing I.D. 7/16" 168-211 \$85.03 ea.

**Everest & Jennings,
Theradyne, Quickie,
Invacare & Others**



20" x 1-3/8" Black Mag, Pneumatic Tire with 3/4" Stainless Steel Handrim. Hub width measured Outside of Bearing to Outside of Bearing is approximately 2-3/8". Has recessed outer bearing.

Bearing I.D. 1/2" with 7/16" Reducer 168-311 \$85.03 ea.


Invacare & Quickie



20" x 1-3/4" 5 Spoke Black Mag, Full Profile Urethane Tire with 3/4" Aluminum Powder Coated Handrim. Hub width measured Outside of Bearing to Outside of Bearing is approximately 2-5/8". Has flush outer bearing.

Bearing I.D. 7/16" 168-411 Disc.
5/8" 168-412 Disc.

**Everest & Jennings,
Theradyne, Quickie,
Invacare & Others**



22" x 1" 8 Spoke Black Mag, Low Profile Black Urethane Tire with 3/4" Aluminum Powder Coated Handrim. Hub width measured Outside of Bearing to Outside of Bearing is approximately 2-5/8". Has flush outer bearing.

Bearing I.D. 7/16" 168-011 \$84.17 ea.
5/8" 168-012 \$82.03 ea.
1/2" 168-013 \$90.13 ea.

**Everest & Jennings
Theradyne, Quickie,
Invacare & Others**



22" x 1-3/8" 7 Spoke Black Mag, Pneumatic Tire with 3/4" Handrim. Hub width measured Outside of Bearing to Outside of Bearing is approximately 2-5/8". Has flush outer bearing.

Bearing I.D. 7/16" 168-111 \$82.97 ea.
5/8" 168-112 \$82.31 ea.
1/2" 168-113 \$90.40 ea.

**Everest & Jennings
Theradyne, Quickie,
Invacare & Others**



22" x 1-3/8" 8 Spoke Black Mag, Full Profile Poly Tire with 3/4" Aluminum Powder Coated Handrim. Has flush outer bearing and fits most **Invacare, E&J, Theradyne and Quickie** chairs.

Bearing I.D. 7/16" 168-511 Disc. Hub width measured Outside of Bearing to Outside of Bearing is approximately 2-5/8"
1/2" 168-512 \$89.58 ea. Hub width measured Outside of Bearing to Outside of Bearing is approximately 2-1/16"



24" x 1" Alloy Spoke Rim, Solid Grey Tire with 5/8" Chrome Handrim. Has flush outer bearing. 2 1/2" Hub width.

Bearing I.D. 7/16" 160-111 \$40.83 ea.
5/8" 160-112 \$44.61 ea.
1/2" 160-113 \$49.95 ea.

**Everest & Jennings
Theradyne, Quickie,
Invacare & Others**

Black Mag



24" x 1" 9 Spoke Black Mag, Solid Urethane Tire with 3/4" Plastic Handrim. Hub width measured Outside of Bearing to Outside of Bearing is approximately 2-5/8". Has flush outer bearing.

Bearing I.D.	7/16"	160-511	\$57.95 ea.
	5/8"	160-512	\$57.95 ea.
	1/2"	160-513	\$57.95 ea.

**Everest & Jennings
 Theradyne, Quickie
 & Others**



24" x 1" 8 Spoke Black Mag, Solid Grey Urethane Tire with 3/4" Handrim. Hub width measured Outside of Bearing to Outside of Bearing is approximately 2-5/8". Has flush outer bearing.

Bearing I.D.	7/16"	160-411	\$65.74 ea.
	5/8"	160-412	\$65.74 ea.
	1/2"	160-413	\$65.74 ea.
	12mm x 32mm	160-414	\$65.74 ea.

**Everest & Jennings
 Theradyne, Quickie
 & Others**



24" x 1" 8 Spoke Black Mag, Black Urethane Low Profile Tire with 3/4" Chrome Handrim. Hub width measured Outside of Bearing to Outside of Bearing is approximately 2-1/4". Has recessed outer bearing.

Bearing I.D.	7/16"	160-507	Disc.
	5/8"	160-508	Disc.
	1/2"	160-509	Disc.

Invacare



24" x 1" 8 Spoke Black Mag, Solid Black Urethane Tire with 3/4" Chrome Handrim. Hub width measured Outside of Bearing to Outside of Bearing is approximately 2-5/8". Has flush outer bearing.

Bearing I.D.	7/16"	160-811	\$62.21 ea.
	5/8"	160-812	\$57.95 ea.
	1/2"	160-813	\$57.95 ea.

**Everest & Jennings
 Theradyne, Quickie,
 Invacare & Others**



24" x 1" 9 Spoke Black Mag, Solid Urethane Tire with 3/4" Chrome Handrim. Hub width measured Outside of Bearing to Outside of Bearing is approximately 2-1/4". Has recessed outer bearing.

Bearing I.D.	7/16"	160-711	Disc.	Grey DTM Tire
	5/8"	160-712	Disc.	Grey DTM Tire
	1/2"	160-713	Disc.	Grey DTM Tire

Older Invacare Chairs



7/16"	168-611	\$70.57 ea.	Black Tire
5/8"	168-612	\$70.72 ea.	Black Tire
1/2"	168-613	\$70.72 ea.	Black Tire
Drive Rear Wheel Assembly, Black Handrim, Hub Width 2-1/4".			
35 mm	160-114	\$33.76	Black Tire

**New Invacare Chairs
 Drive Chairs, Cruiser and
 Silver Sport**



24" x 1-1/4" 8 Spoke Black Mag, Grey Urethane Full Profile Treaded Tire with 3/4" Chrome Handrim. Hub width measured Outside of Bearing to Outside of Bearing is approximately 2-5/8". Has flush outer bearing.

Bearing I.D.	7/16"	160-607	\$80.00 ea.	Black Mag
	5/8"	160-608	Disc.	Black Mag
	1/2"	160-609	Disc.	Black Mag

Grey Mag



24" x 1" 9 Spoke Grey Mag, Solid Urethane Tire with 3/4" Chrome Handrim. Hub width measured Outside of Bearing to Outside of Bearing is approximately 2-1/4". Has recessed outer bearing.

Bearing I.D.	7/16"	160-011	Disc.	Grey Tire
	5/8"	160-012	Disc.	Grey Tire
	1/2"	160-013	Disc.	Grey Tire

Invacare



24" x 1" 8 Spoke Grey Mag, Solid Dark Grey Urethane Tire with 3/4" Chrome Handrim. Hub width measured Outside of Bearing to Outside of Bearing is approximately 2-5/8". Has flush outer bearing.

Bearing I.D.	7/16"	160-211	\$62.21 ea.
	5/8"	160-212	\$57.59 ea.
	1/2"	160-213	\$57.59 ea.

**Everest & Jennings
 Theradyne, Quickie,
 Invacare & Others**

Wheels

Grey Mag Heavy Duty



24" x 1" 8 Spoke Grey Mag, Solid Grey Urethane Tire with 3/4" Chrome Handrim. Hub width measured Outside of Bearing to Outside of Bearing is approximately 2-5/8". Has flush outer bearing.

Bearing I.D. 5/8" 160-415 \$75.50 ea. **Everest & Jennings**

Pneumatic Tires



24" x 1-1/4" 8 Spoke Black or Grey Mag, Grey Urethane Full Profile Treaded Tire with 3/4" Chrome Handrim. Hub width measured Outside of Bearing to Outside of Bearing is approximately 2-5/8". Has flush outer bearing.

Bearing I.D. 7/16" 160-407 Disc. Grey Mag
 5/8" 160-408 Disc. Grey Mag
 1/2" 160-409 Disc. Grey Mag **Everest & Jennings
 Theradyne, Quickie,
 Invacare & Others**



24" x 1-3/8" 8 Spoke Grey Mag, Grey Pneumatic Tire with 3/4" Chrome Handrim. Hub width measured Outside of Bearing to Outside of Bearing is approximately 2-5/8". Has flush outer bearing.

Bearing I.D. 7/16" 160-911 \$75.00 ea.
 5/8" 160-912 \$54.95 ea.
 1/2" 160-913 \$54.95 ea. **Everest & Jennings
 Theradyne, Quickie,
 Invacare & Others**



24" x 1-3/8" 8 Spoke Black Mag, Grey Pneumatic Tire with 3/4" Chrome Handrim. Hub width measured Outside of Bearing to Outside of Bearing is approximately 2-5/8". Has flush outer bearing.

Bearing I.D. 7/16" 160-611 Disc.
 5/8" 160-612 Disc.
 1/2" 160-613 Disc. **Everest & Jennings
 Theradyne, Quickie,
 Invacare & Others**



24" x 1-3/4" - 2-1/8" 7 Spoke Black Mag, Grey Pneumatic Tire with Stainless Steel Handrim. Hub width measured Outside of Bearing to Outside of Bearing is approximately 1-7/16". Has recessed outer bearing.

Bearing I.D. 1/2" with 7/16 Reducer 168-711 Disc. **Theradyne, Quickie, Invacare,
 Quadna & Others**

MRI Non-Magnetic Rear Wheel, Complete Assembly



Rear Wheel for 18" to 20" Wide Standard
 MRI Wheelchair with 7/16" Bearings
 Includes Wheel, Bearings 160-950 \$216.16 ea.



Rear Wheel for 22" to 24" Wide Standard
 MRI Wheelchair with 5/8" Bearings
 Includes Wheel, Bearings 160-951 \$216.16 ea.

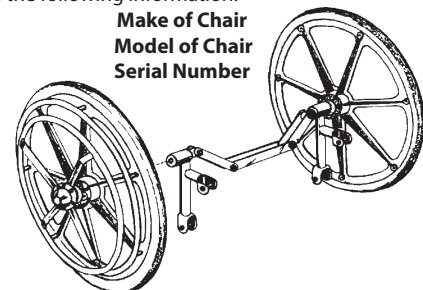


Rear Wheel for 24" to 26" Wide Heavy Duty
 MRI Wheelchair with 5/8" Bearings
 Includes Wheel, Bearings 160-952 \$232.42 ea.

One Arm Drives

For ordering one arm drives call toll free **800-328-5343** with the following information:

**Make of Chair
 Model of Chair
 Serial Number**



All Hub Widths are approximate and measure outside of bearing to outside of bearing.

5" x 1"



Solid Tire

3 Spoke Black Mag, Black Urethane Tire.
 Bearing I.D. Hub Width
 5/16" Precision Bearing 1" 161-600 \$25.06 ea.



Solid Tire

8 Spoke Black Mag, Black Urethane Tire.
 Bearing I.D. Hub Width
 5/16" Precision Bearing 1-1/2" 161-615 \$23.95 ea.
 7/16" Flange Bearing 1-3/4" 161-608 \$23.95 ea.
 5/16" Flange Bearing 1-3/4" 161-601 \$23.95 ea.



Solid Tire

8 Spoke Black Mag, Black Rubber Tire.
 Bearing I.D. Hub Width
 5/16" Flange Bearing 1-1/2" 161-452 Disc.



Solid Tire

6 Spoke Black Mag, Grey Urethane Tire.
 Bearing I.D. Hub Width
 5/16" Precision Bearing 1" 161-616 \$26.97 ea.



Solid Tire

8 Spoke Black Mag, Black Urethane Tire.
 Bearing I.D. Hub Width
 5/16" Precision Bearing 1-1/2" 161-617 \$25.40 ea.
 7/16" Flange Bearing 1-3/4" 161-609 \$25.40 ea.
 5/16" Flange Bearing 1-3/4" 161-602 \$25.40 ea.

6" x 1 1/4"



Pneumatic Tire

3 Spoke Black Mag, Grey Pneumatic Tire.
 Bearing I.D. Hub Width
 5/16" Precision Bearing 1" 161-462 \$40.80 ea.
 7/16" Flange Bearing 1-1/4" 161-483 Disc.



Solid Tire

8 Spoke Black Mag, Black Urethane Tire.
 Bearing I.D. Hub Width
 5/16" Precision Bearing 1-1/2" 161-618 \$23.95 ea.
 7/16" Flange Bearing 1-1/2" 161-610 \$23.95 ea.
 5/16" Flange Bearing 1-1/2" 161-603 \$23.95 ea.

7" x 1"



Solid Tire

8 Spoke Black Mag, Black Urethane Tire.
 Bearing I.D. Hub Width
 5/16" Precision Bearing 1-1/2" 161-619 \$34.44 ea.
 7/16" Flange Bearing 1-1/2" 161-611 Disc.
 5/16" Flange Bearing 1-1/2" 161-604 \$35.61 ea.

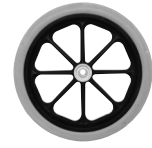
7 1/2" x 1"



Solid Tire
 Black Mag Shown

8 Spoke Black Mag, Black Urethane Tire.
 Bearing I.D. Hub Width
 5/16" Precision Bearing 1-1/2" 161-620 Disc.
 7/16" Flange Bearing 2-3/8" 161-612 \$25.13 ea.
 5/16" Flange Bearing 1-1/2" 161-605 Disc.

8" x 1"



Solid Tire
 Black Mag Shown

7 Spoke, Grey Rubber Tire.
 Bearing I.D. Hub Width
 *5/16" Bearing Black Mag 2-5/8" 161-412 \$15.95 ea.
 *5/16" Bearing Grey Mag 2-5/8" 161-212 \$15.95 ea.

*Standard Everest & Jennings



Solid Tire
 Black Mag Shown

8 Spoke, Grey Rubber Tire.
 Bearing I.D. Hub Width
 7/16" Bearing Grey Mag 2-3/8" 161-211 \$15.95 ea.
 *7/16" Bearing Black Mag 2-3/8" 161-411 \$15.95 ea.
 1/4" Bearing Black Mag 2-3/8" 161-413 \$19.95 ea.
 1/4" Bearing Grey Mag 2-3/8" 161-213 \$19.95 ea.

*Old Standard Invacare



Solid Tire

5 Spoke Heavy Duty Mag, Grey Rubber Tire.
 Bearing I.D. Hub Width
 5/16" Bearing Grey Mag 2-5/16" 161-312 Disc.
 5/16" Bearing Black Mag 2-1/2" 161-512 Disc.
 7/16" Bearing Grey Mag 2-3/8" 161-311 \$23.55 ea.
 7/16" Bearing Black Mag 2-3/8" 161-511 \$27.95 ea.



Solid Tire

8 Spoke Black Mag, Black Urethane Tire.
 Bearing I.D. Hub Width
 5/16" Precision Bearing 1-1/2" 161-621 \$23.95 ea.
 *7/16" Flange Bearing 1-3/4" 161-613 \$23.95 ea.
 5/16" Flange Bearing 1-3/4" 161-606 \$23.95 ea.
 8 mm Flange Bearing 56 mm 161-414 \$13.55 ea.




Solid Tire

Wire Spoke Wheel, Grey Rubber Tire.
 Bearing I.D. Hub Width
 1/2" Flange Bearing 2-3/8" 161-114 Disc.

8" x 1"

MRI Non-Magnetic



Front Wheel for 18" to 24" Wide
 Standard Wheelchair

161-640 \$30.17 ea.



8" x 1" Wheel Assembly for
 18" to 24" MRI Chairs

Includes fork, wheel,
 bearings, axle, and nut.

161-641 \$94.21 ea.

Wheels

All Hub Widths are approximate and measure outside of bearing to outside of bearing.

8" x 1-1/4"



8 Spoke Black Mag, Grey Pneumatic Tire.

Bearing I.D.	Hub Width	Part No.	Price
5/16" Bearing	1-3/4"	161-472	Disc.
7/16" Bearing	2-3/8"	161-471	\$26.78 ea.

Pneumatic Tire



5 Spoke Grey Mag, Grey Pneumatic Tire.

Bearing I.D.	Hub Width	Part No.	Price
5/16" Bearing	2-3/8"	161-262	Disc.
7/16" Bearing	2-1/8"	161-261	Disc.

Pneumatic Tire



7 Spoke Black Mag, Black Urethane Tire.

Bearing I.D.	Hub Width	Part No.	Price
5/16" Bearing	1-3/4"	161-491	\$45.00 ea.

Solid Tire



8 Spoke Black Mag, Grey Pneumatic Tire with Flat Free Poly-Foam Insert.

Bearing I.D.	Hub Width	Part No.	Price
5/16" Bearing	1-3/4"	161-493	Disc.
7/16" Bearing	1-3/4"	161-494	Disc.

Pneumatic Flat Free

8" x 1-3/4"



2 Piece Black Hub, Grey Pneumatic Tire.

Bearing I.D.	Hub Width	Part No.	Price
5/16" Bearing	2-1/2"	161-422	Disc.
7/16" Bearing	2-1/2"	161-421	Disc.

Pneumatic Tire



2 Piece Black Hub, Black Urethane Tire.

Bearing I.D.	Hub Width	Part No.	Price
5/16" Bearing	2-1/2"	161-432	Disc.
7/16" Bearing	2-1/2"	161-431	Disc.

Solid Tire



2 Piece Grey Hub, Grey Pneumatic Tire.

Bearing I.D.	Hub Width	Part No.	Price
5/16" Bearing	2-1/2"	161-222	\$62.90 ea.
7/16" Bearing	2-1/2"	161-221	Disc.

Pneumatic Tire

8" x 1-3/4"



2 Piece Grey Hub, Dark Grey Urethane Tire.

Bearing I.D.	Hub Width	Part No.	Price
5/16" Bearing	2-1/2"	161-232	Disc.
7/16" Bearing	2-1/2"	161-231	Disc.

Solid Tire



2 Piece Aluminum Hub, Grey Pneumatic Tire with Flat Free Poly-Foam Insert.

Bearing I.D.	Hub Width	Part No.	Price
5/16" Bearing	2-1/2"	161-495	Disc.
7/16" Bearing	2-1/2"	161-496	Disc.

Pneumatic Flat Free

8" x 2"



3 Spoke Grey Mag, Grey Pneumatic Tire.

Bearing I.D.	Hub Width	Part No.	Price
5/16" Bearing	2-1/2"	161-223	Disc.
7/16" Bearing	2-1/2"	161-224	\$27.10 ea.

Pneumatic Tire



2 Piece Black Hub, Grey Pneumatic Tire.

Bearing I.D.	Hub Width	Part No.	Price
5/16" Bearing	2-1/2"	161-482	\$27.93 ea.
7/16" Bearing	2-1/2"	161-481	\$28.67 ea.

Pneumatic Tire



2 Piece Black Hub, Black Urethane Tire.

Bearing I.D.	Hub Width	Part No.	Price
5/16" Bearing	2-1/2"	161-607	\$28.10 ea.
7/16" Bearing	2-1/2"	161-614	\$28.10 ea.

Solid Tire



2 Piece Black Hub, Grey Flat Free Pneumatic Poly Foam Filled Tire.

Bearing I.D.	Hub Width	Part No.	Price
5/16" Bearing	2-1/2"	161-497	\$44.17 ea.
7/16" Bearing	2-1/2"	161-498	Disc.


Pneumatic Flat Free

8" x 2"

MRI Non-Magnetic

Front Wheel for 24" to 26" Wide Heavy Duty MRI Wheelchair

161-642 \$47.78 ea.




8" x 2" Wheel Assembly for 24" to 26" MRI Heavy Duty Chairs

Includes fork, wheel, bearings, axle, and nut.

161-643 \$110.43 ea.





- A E&J Chrome Fork** *167-101 \$13.65 ea.
 1/2" stem diameter - 2 1/2" stem length
 5" fork length - 2 9/16" fork opening
 accepts 5/16" axle - 1 Axle position
E&J Black Fork *167-102 \$10.00 ea.
 1/2" stem diameter - 2 1/2" stem length
 5" fork length - 2 9/16" fork opening
 accepts 5/16" axle - 1 Axle position
- B Invacare Chrome Fork** *167-202 Disc.
 1/2" stem diameter - 2 3/4" stem length
 5" fork length - 2 3/8" fork opening
 accepts 7/16" axle - 1 Axle position
- C Invacare Black Fork** 167-203 Disc.
 7/16" and 5/8" stem diameter
 5" fork length - 2 3/8" fork opening
 accepts 7/16" axle - 1 Axle position
Invacare Black Fork 167-204 \$38.03 ea.
- F Drive Fork** 167-209 \$19.04 ea.
 12mm stem diameter - 2 9/16" stem length
 5 1/4" fork length - 2 5/8" fork opening
 accepts 8mm axle - 1 Axle position
 Commonly Fits Go-Kart, Navajo & Transport Chairs
- G Drive Fork** 167-210 Disc.
 12mm stem diameter - 2 3/8" stem length
 5 1/4" fork length - 2 1/2" fork opening
 accepts 8mm axle - 1 Axle position
 Commonly Fits Wrangler & Transport Chairs


* Most common

- E Black Aluminum Fork** 167-206 Disc.
 1/2" stem diameter - 2 1/2" stem length
 7 1/4" fork length - 2 1/16" fork opening
 accepts 5/16" axle - 3 axle positions
Black Aluminum Fork 167-207 \$49.71 ea.
 1/2" stem diameter - 2 3/4" stem length
 7 1/2" fork length - 2 1/2" fork opening
 accepts 5/16" axle - 3 axle positions
 Commonly Fits Invacare Tracer SX5
Black Aluminum Fork 167-500 \$17.50 ea.
 1/2" stem diameter - 2 7/16" stem length
 6" fork length - 2 3/8" fork opening
 accepts 8mm axle - 3 axle positions
 Commonly Fits Wheelchairs with 8 mm Axles
Black Steel Fork 167-208 \$31.74 ea.
 1/2" stem diameter - 2 3/4" stem length
 7 1/2" fork length - 2 1/2" fork opening
 accepts 7/16" axle - 3 axle positions
 Commonly Fits Invacare Tracer EX2
- H Drive Fork** 167-211 \$16.90 ea.
 13mm stem diameter - 2 1/2" stem length
 7" fork length - 1 11/16" fork opening
 accepts 8mm axle - 4 axle positions
 Black Aluminum - Fits Cirrus IV Only
- I Drive Fork** 167-212 \$16.90 ea.
 13mm stem diameter - 2 7/16" stem length
 7 1/4" fork length - 2 7/16" fork opening
 accepts 11mm axle - 3 axle positions
 Black Aluminum - Fits Cruiser and Silver Sport
- J MRI Non-Magnetic Fork** 167-520 \$64.24 ea.
 Front Fork with Nut,
 for Standard and Heavy Duty
 MRI Wheelchairs

Axle Spacers

- | | | |
|---------|-------------------------|-------------|
| 166-320 | 5/16" I.D. x 1/16" Long | \$1.98 pk. |
| 166-321 | 5/16" I.D. x 3/16" Long | Disc. |
| 166-322 | 5/16" I.D. x 3/8" Long | \$6.44 pk. |
| 166-323 | 7/16" I.D. x 1/16" Long | \$3.16 pk. |
| 166-324 | 7/16" I.D. x 1/8" Long | Disc. |
| 166-325 | 7/16" I.D. x 1/4" Long | Disc. |
| 166-326 | 7/16" I.D. x 1/2" Long | \$12.08 pk. |
| 166-327 | 7/16" I.D. x 3/4" Long | \$8.60 pk. |
| 166-328 | 7/16" I.D. x 7/8" Long | Disc. |
| 166-329 | 7/16" I.D. x 1" Long | Disc. |
| 166-330 | 7/16" I.D. x 9/16" Long | Disc. |
| 166-331 | 1/2" I.D. x 1/16" Long | \$2.07 pk. |
| 166-332 | 1/2" I.D. x 1/4" Long | \$10.66 pk. |
| 166-333 | 1/2" I.D. x 1/2" Long | \$8.60 pk. |
| 166-334 | 1/2" I.D. x 3/4" Long | \$4.02 pk. |
| 166-335 | 1/2" I.D. x 1" Long | Disc. |
| 166-336 | 5/8" I.D. x 1/16" Long | Disc. |
| 166-337 | 5/8" I.D. x 1/4" Long | \$8.60 pk. |
| 166-338 | 5/8" I.D. x 1/2" Long | Disc. |
| 166-339 | 5/8" I.D. x 3/4" Long | Disc. |

All spacers come in a package of 4.

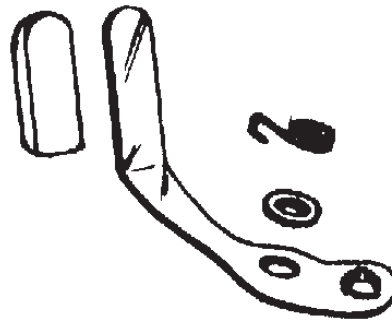


Lock Levers



Invacare Complete \$9.00 ea.
Left 143-110
Right 143-120

Spring Only \$.95 ea.
Left 143-134
Right 143-135



Colson Disc.
Left 143-310
Right 143-320

Spring Only Disc.
Left 143-332
Right 143-333



Complete \$4.95 ea.
Left 143-510
Right 143-520

Spring Only \$.95 ea.
Left 143-530
Right 143-531

Everest & Jennings




143-503 \$8.94 ea.




143-501 Disc.

Legrest Release Levers

Everest & Jennings



Release Lever 144-500 \$34.24 ea.



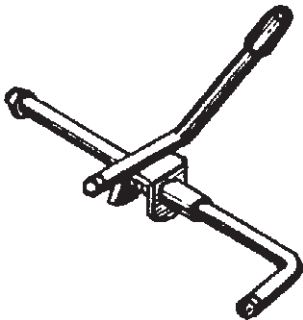
Adjustment Rod 144-501 \$9.95 ea.

Invacare

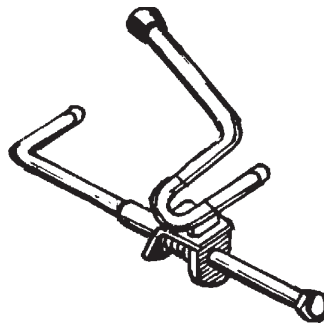


Complete Set 144-130 Disc.

Theradyne

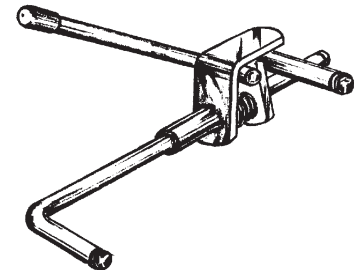


Release Lever \$25.56 ea.
Left 144-210
Right 144-220



Release Lever Disc.
Left Disc.
Right, Limited Availability 144-221

Gendron



Release Lever \$39.11
Left 144-411
Right 144-421

Universal Calf Pads and Padded Covers

Plastic Calf Pads

145-1CL \$10.88 ea.
 Available in Blue, Grey, Black or Brown

Padded Calf Pads

146-3CL Black Base \$13.90 ea.
 Available in all colors below.

Padded Calf Pad Covers

Turn your plastic calf pad into a padded calf pad with this cover.
 146-2CL \$4.95 ea.
 Available in all colors below, except Mauve & Jade.

Fits:

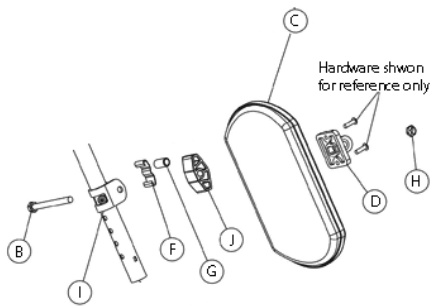
Invacare
 Everest & Jennings
 Smith & Davis
 Lumex



Colors for Padded Calf Pads Above: 67 Dark Blue, 68 Royal Blue, 86 Walnut, 83 Nutmeg, 82 Camel, 23 Mauve, 27 Burgundy, 54 Cactus, 57 Jade, 96 Beige, 46 Black or 44 Grey **Color page 159**

Invacare Calf Pad Assembly

Fig.	Part #	Description	Price
	146-2CL	Calf Pad Cover Specify Color Above	\$4.95 ea.
B	164-480	Bolt	\$1.49 ea.
C	145-1CL	Calf Pad, Plastic	\$10.88 ea.
D	147-102	Pad Plate	\$4.31 ea.
	147-103	Swivel Bracket	\$18.78 ea.
F	147-104	Spring	\$7.22 ea.
G	147-105	Bushing	\$8.88 ea.
H	164-506	Nut	\$.23 ea.
I	147-106	Mounting Bracket Black	\$17.66 ea.
J	147-101	Spacer	\$6.23 ea.



MRI Non-Magnetic Calf Pads

Padded Calf Pad for MRI Legrests
 Hole Spacing: 2"

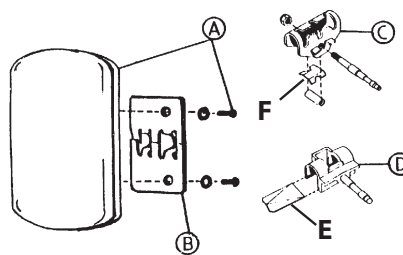
Choose Color

146-6CL \$28.72 ea.
 Available in Burgundy (27) or Green (50)



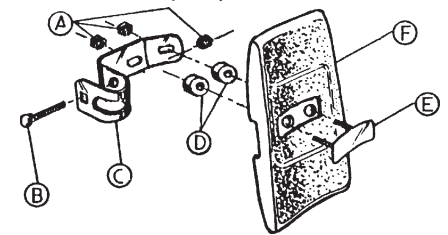
Everest & Jennings Calf Pad Assembly

Fig.	Part #	Description	Price
A	146-1CL	Padded Calf Pad Specify Color Above	Disc.
A	145-1CL	Plastic Calf Pad Blue, Grey or Cocoa	\$10.88 ea.
B	147-501	Plate w/Spring	\$2.44 ea.
C	147-502	Swivel Bracket	\$6.95 ea.
F	147-508	Spring Only	\$1.00 ea.



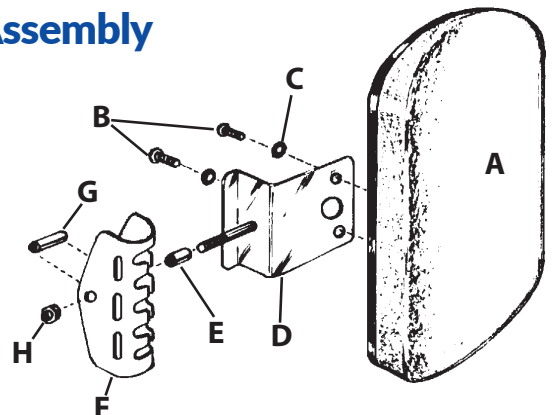
Theradyne or American Calf Pad Assembly

Fig.	Part #	Description	Price
A	164-507	Nuts	\$.23 ea.
B	147-202	Carriage Bolt	\$.23 ea.
C	147-203	Swivel Bracket	Disc.
D	147-204	Grey Vibro	\$.95 ea.
E	147-205	Calf Pad Plate	Disc.
F	145-246	Calf Pad, Plastic	Disc.
	146-2CL	Calf Pad Cover Specify Color Above	\$4.95 ea.



Gendron Calf Pad Assembly

Fig.	Part #	Description	Price
A	146-7CL	Calf Pad Padded Specify color below	\$18.94 ea.
B	147-413	Screw	\$.23 ea.
C	147-414	Lock Washer	\$.23 ea.
D	147-415	Pad Plate	\$23.11 ea.
E	147-416	Bushing	\$2.22 ea.
F	147-417	Swivel Bracket	\$13.46 ea.
G	147-418	Bushing	\$.95 ea.
H	147-419	Lock Nut	\$.23 ea.



Colors: 44 Grey, 46 Black, 68 Royal Blue, 86 Brown, 27 Burgundy

Foot & Legrest Parts

Footplates

Standard Footplate For 7/8" tubing

148-100 Aluminum \$8.95 ea.

148-116 Plastic \$8.95 ea.

MRI Non-Magnetic Footplates

18" to 24" MRI Standard Chair

148-122 \$39.26 ea.

24" to 26" MRI Heavy Duty Chair

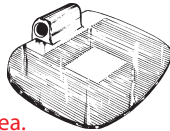
148-121 \$45.57 ea.



Oversize Footplate Black, 8-1/2"L x 7-3/4"W For 7/8" tubing

148-101 Left side \$47.36 ea.

148-102 Right Side \$47.36 ea.




Black Footplate For Drive Wheelchairs

148-120 Plastic \$17.86 ea.



Roller Bumper 149-103 \$3.95 ea.



**MRI Non-Magnetic
Roller Bumper,**
for HD Chairs only
Fits 3/4" I.D. tubing
149-151 \$16.58 ea.



Bumper
149-101 Disc.
149-119 Black
\$.95 ea.



MRI Non-Magnetic
Screw for MRI Foot / Legrest
Rubber Bumper, Fits all MRI
Chairs
149-153 \$8.42 ea.

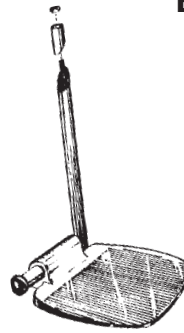
**Legrest Release
Levers Cap**
125-103 \$1.50 ea.



Extension Tube with Draw Bolt



148-111 \$8.75 ea.



Standard Footplate with Extension Tube & Draw Bolt

With Out Heel Loops \$18.50 ea.

Left 148-105

Right 148-106

With Heel Loops \$19.50 ea.

Left 148-107

Right 148-108

MRI Non-Magnetic Draw-Bolt Style Replacement Extension Tube Assembly and Footrest

18" MRI Fixed Chair, Choose Side
148-150-X Disc.



Everest & Jennings Footrest & Legrest Draw Bolt

Adult 148-103

\$3.95 ea.

Junior 148-104

Disc.



Tube Cap \$.95 ea.

Grey 125-105

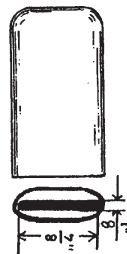
Brown 125-100

Black 125-102



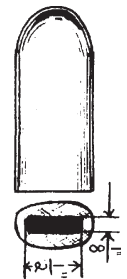
Tube Sleeve

149-102 Disc.



Legrest Grip

Rubber
7/8" x 1/8" Black 120-106
Disc.



Legrest Grip

Rubber
1/2" x 1/8" Grey 120-105
\$ 1.95 ea.
1/2" x 1/8" Black 120-112
\$ 1.95 ea.

Footrest Hangers



E & J Camlock \$19.50 ea.

Left 148-112

Right 148-113

Invacare Camlock \$23.40 ea.

Left 148-114

Right 148-115



Foot & Legrest Clamp

3/4"-7/8" 149-107 \$2.95 ea.

7/8"-1" 149-120 \$3.45 ea.



Knob Adjuster

149-113 Disc.

Damper




Grey Rubber
149-100 \$.95 ea.



**MRI Tension
"O" Ring,** Fits
all MRI Chairs
149-152 \$8.42 ea.

Spring Plastic



Old E&J
149-111 Disc.

Spring Steel



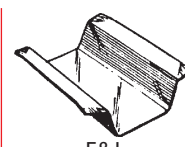
149-112 \$.53 ea.

Spring Steel



Invacare
149-108 \$.95 ea.

Spring Steel



E&J
149-110 \$.95 ea.

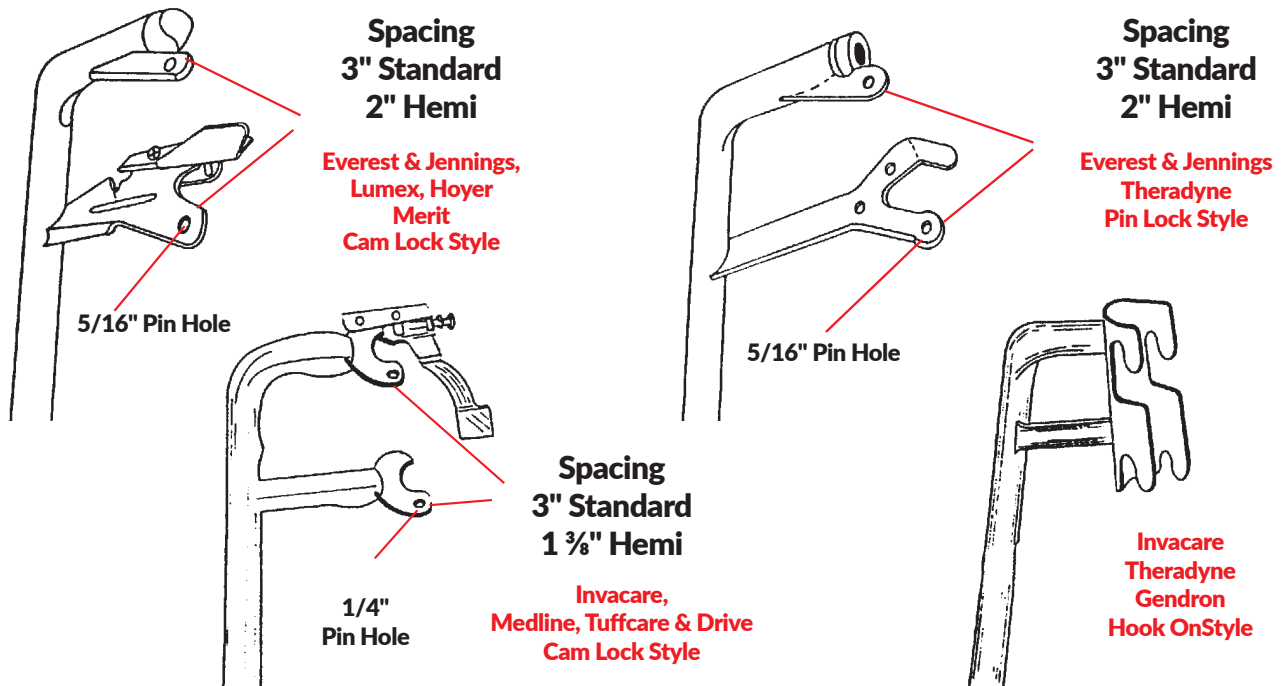
Spring Steel



Gendron
149-109 \$2.22 ea.

Footplate Springs

Determine Your Footrest or Legrest Type



Threadless End Caps
 149-104 1/4" \$.75 ea.
 149-105 5/16" \$.75 ea.
 149-106 7/16"-1/2" \$2.11 ea.

Front Rigging Locking Kits

Prevent removal and possible loss of your expensive swingaway footrests or legrests. Threadless end caps push onto the bottom pin and make it difficult to remove your front rigging. Clamp style, clamps onto the bottom pin by tightening the allen head screw, allen wrench included in this set.



MRI Non-Magnetic Locking Kit
 Clamp Locks 1/4" 149-154 \$20.61 pr.

Clamp Locks
 149-117 1/4" \$7.30 pr.
 149-118 5/16" \$7.30 pr.

Footrest & Legrest Adapters



Converts Invacare, Theradyne and Gendron hook on footrests or legrests, to Invacare swingaway Cam lock footrests or legrests
 142-110-L Left Disc.
 142-110-R Right Disc.



Converts Gendron hook on footrests or legrests, to Gendron swingaway Cam lock footrests or legrests
 142-410-L Left Disc.
 142-410-R Right Disc.

Heel and Toe Loops



Econo Heel Loop 196-102 \$3.55
 Heel Loop 196-100-CL \$4.95
 Padded Heel Loop 196-101-CL \$6.70
 Toe Loop 196-200-CL \$5.35
 Padded Toe Loop 196-201-CL \$6.70



MRI Non-Magnetic Heel Loops

18" to 24" Wide MRI 196-130 \$22.39
 Standard Chairs Universal Fit
 24" to 26" Wide MRI 196-131-X \$30.70
 Heavy Duty Chairs Choose Side, L or R



Right



Right

MRI Non-Magnetic Heel Loop and Footplate

18" to 24" Wide MRI 196-132-X \$50.57
 Standard Chairs Choose Side, L or R
 24" to 26" Wide MRI 196-133-X \$49.10
 Heavy Duty Chairs Choose Side, L or R



Footrest Pads

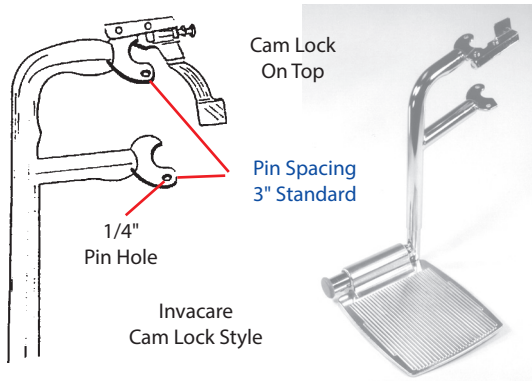
Specify color from page 159

Made with 1/2" foam. Attaches to footrests with velcro straps or metal hooks. Velcro style or hook on style are made for 18" wide chairs. Special sizes available upon request.

Footrest Pad
 Velcro 191-1CL \$32.84
 Hooks 196-202-CL \$33.97

Front Rigging

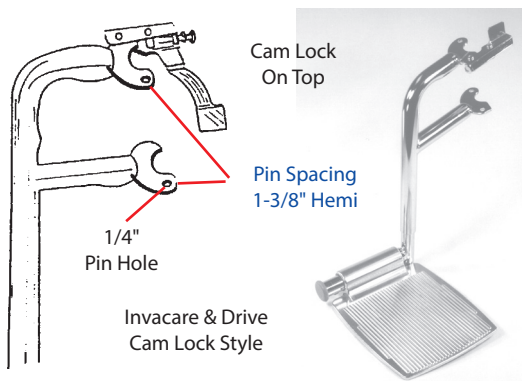
Invacare Cam-Lock Swingaway Detachable Footrests



Standard

140-202	Sold in Pairs	Economy	Black Plastic Footplates w/ Heel Loops	\$39.95 pr.
140-110	Left	Deluxe	Silver Aluminum Footplates	\$26.50 ea.
140-120	Right	Deluxe	Silver Aluminum Footplates	\$26.50 ea.
140-200	Sold in Pairs	Deluxe	Black Aluminum Footplates w/ Heel Loops	\$39.95 pr.

To convert hook-on style chairs to accept swingaway footrests, see adapters on Page 41.




Hemi

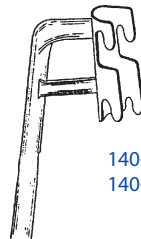
140-203	Sold in Pairs	Economy	Black Plastic Footplates w/ Heel Loops	\$39.95 pr.
140-204	Sold in Pairs	Deluxe	Silver Aluminum Footplates	\$39.95 pr.
140-201	Sold in Pairs	Deluxe	Black Aluminum Footplates w/ Heel Loops	\$39.95 pr.

Gendron Cam-Lock Swingaway Detachable Footrests

Hook-On Detachable Footrests



Standard and Hemi		
140-610	Left	\$ 51.72 ea.
140-620	Right	\$ 51.72 ea.



140-010	Left	\$87.25 ea.
140-020	Right	\$87.25 ea.

Invacare, Gendron & Theradyne



Do you have a hook-on style chair and want to convert it to detachable swingaway footrests?



Adapters convert Hook-on style chairs to accept Gendron swingaway cam-lock footrests. These brackets will fit Invacare, Gendron and Theradyne hook-on style chairs. Only Gendron Footrests will fit the adapters.

142-410-L	Left	Disc.
142-410-R	Right	Disc.

MRI Non-Magnetic Footrests

MRI Aluminum Footrests

Detachable Swing-Away with Heel Loops, Choose Left or Right for Aluminum Wheelchairs

140-700-X \$92.96 ea.



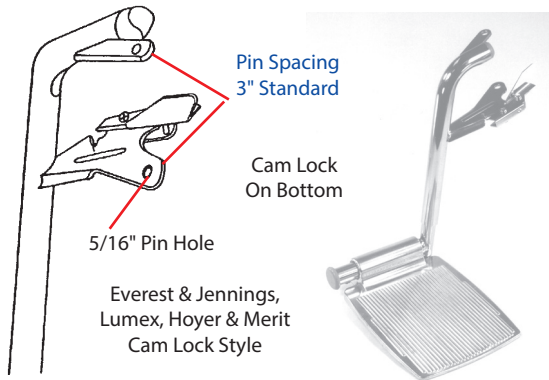
MRI Non-Magnetic Footrests

Detachable Swing-Away with Heel Loops, Choose Left or Right

18" to 20" Wide Chairs, Standard	140-701-X \$99.68 ea.
22" to 24" Wide Chairs, Standard	140-702-X \$166.09 ea.
24" to 26" Wide Chairs, Heavy Duty	140-703-X \$232.42 ea.

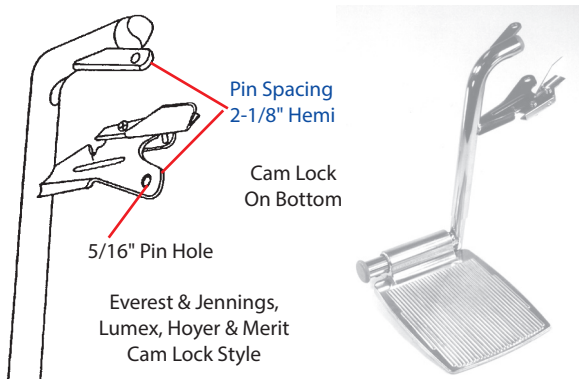


E&J, Lumex, Hoyer, Merit & New Theradyne Cam-Lock Swingaway Detachable Footrests



Standard

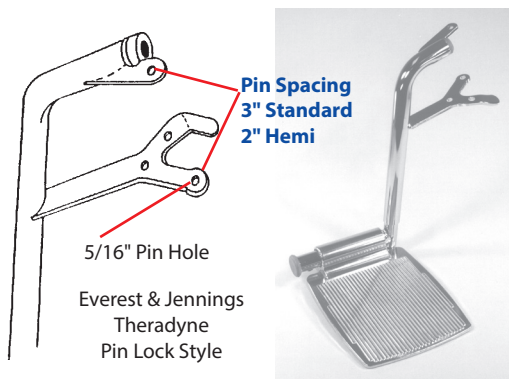
140-510	Left	Economy	Standard Release Levers, Silver Aluminum Footplates	\$23.87 ea.
140-520	Right			\$23.87 ea.
140-512	Left	Deluxe	Standard Release Levers, Silver Aluminum Footplates w/ Heel Loops	\$29.95 ea.
140-522	Right			\$29.95 ea.



Hemi

140-514	Left	Economy	Standard Release Levers, Silver Aluminum Footplates	\$23.87 ea.
140-524	Right			\$23.87 ea.
140-518	Left	Deluxe	Standard Release Levers, Silver Aluminum Footplates w/ Heel Loops	\$29.95 ea.
140-528	Right			\$29.95 ea.

Pin Lock Swingaway Detachable Footrests



Everest & Jennings

140-511	Standard Left	\$35.00 ea.
140-521	Standard Right	\$35.00 ea.
140-516	<u>Hemi</u> Left	\$40.00 ea.
140-526	<u>Hemi</u> Right	\$40.00 ea.

Old Theradyne

140-511	Standard Left	\$35.00 ea.
140-521	Standard Right	\$35.00 ea.
140-515	<u>Hemi</u> Left	Disc.
140-525	<u>Hemi</u> Right	Disc.

MRI Non-Magnetic Legrests

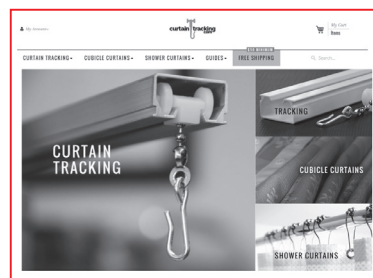
MRI Non-Magnetic Legrests

Detachable Swing-Away with
 Heel Loops and Calf Pads
 Choose Side (X): (L)Left or (R)Right
 Choose Color (CL): Burgundy -27 or Green - 50

18" to 24" Wide Chairs, Standard
 140-750-X-CL \$258.98 ea.
 24" to 26" Wide Chairs, Heavy Duty
 140-751-X-CL \$278.91 ea.



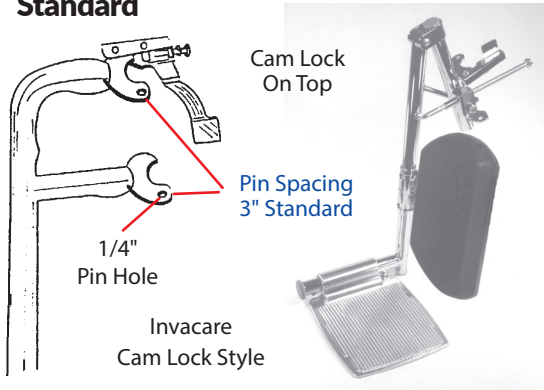
Visit our New Online Store www.CurtainTracking.com



Order from
Curtaintracking.com
 Discount Code
TRACK

Invacare Cam-Lock Swingaway Detachable Elevating Legrests

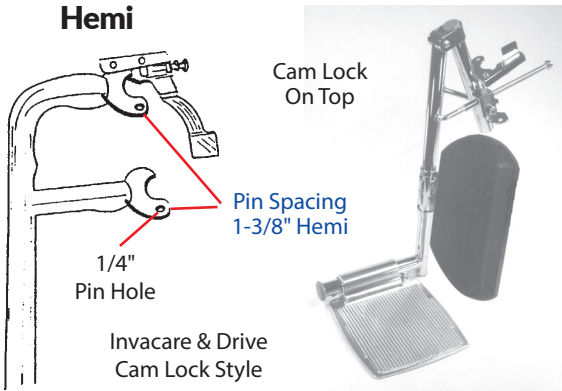
Standard



141-800-46	Sold in Pairs	Economy	Black Padded Calf Pads Black Plastic Footplates	\$84.95 pr.
141-200-CL	Left	Deluxe	Padded Calf Pads	\$44.95 ea.
141-300-CL	Right		Silver Aluminum Footplates	\$44.95 ea.
141-804-CL	Sold in Pairs	Deluxe	Padded Calf Pads Black Aluminum Footplates	\$86.95 pr.

For padded calf pad cover order: 146-2CL \$4.95 ea.

Hemi




141-801-46	Pair	Economy	Black Plastic Calf Pads Black Plastic Footplates	\$69.95 pr.
141-240-CL	Left	Deluxe	Padded Calf Pads	\$44.95 ea.
141-340-CL	Right		Silver Aluminum Footplates	\$44.95 ea.
141-802-CL	Pair	Deluxe	Padded Calf Pads Black Aluminum Footplates	\$86.95 pr.

For padded calf pad cover order: #146-2CL \$4.95 ea.

Articulating Legrest (Invacare SmartLeg™)

Hemi Pin Spacing 1-3/8" Hemi
141-360-46 Pair **\$165.00 pr.**



Available colors:
Black Calf Pad

An articulating legrest will lengthen the bar as the legrest is raised. This will provide enough length for the leg to extend and the foot will not push against the footplate.

Gendron Cam-Lock Swingaway Detachable Elevating Legrests



Features: Padded Calf Pad and Silver Aluminum Footplates

Standard or Hemi

141-400-CL	Left	\$100.73 ea.
141-500-CL	Right	\$100.73 ea.

Available colors: Grey, Burgundy, Dk. Blue, Black and Brown

Hook-On Detachable Elevating Legrests

Invacare, Gendron & Theradyne

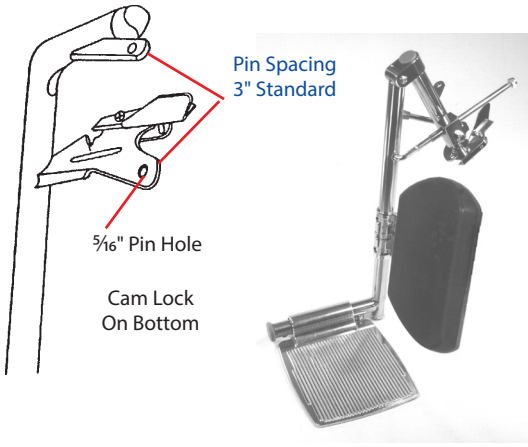
Features: Padded Calf Pad and Silver Aluminum Footplates

141-010-CL	Left	\$65.52 ea.
141-020-CL	Right	\$65.52 ea.

Available colors: Grey, Burgundy, Dk. Blue, Brown and Black



E & J, Lumex, Hoyer, Merit & New Theradyne Cam-Lock Swingaway Detachable Elevating Legrests



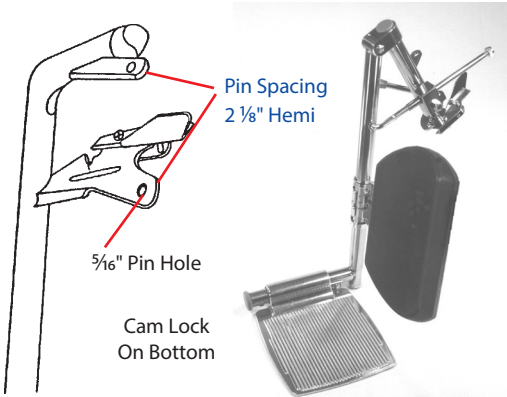
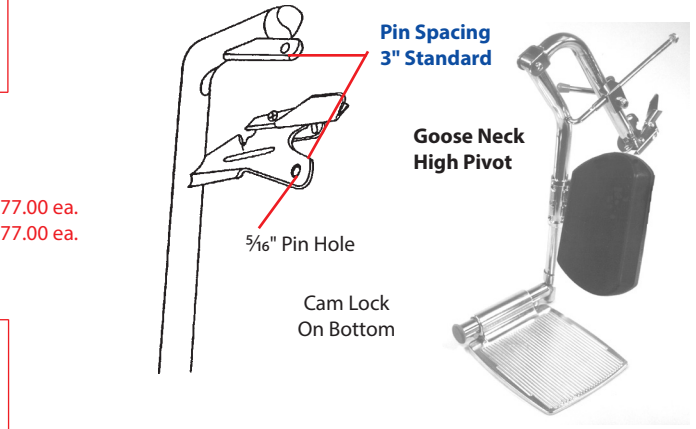
Standard

141-803-CL	Sold in Pairs	Padded Calf Pads Silver Aluminum Footplates	\$81.95 pr.
141-805-CL	Sold in Pairs	Plastic Calf Pads Silver Aluminum Footplates	\$77.95 pr.

For padded calf pad cover order: 146-2CL **\$4.95 ea.**

High Pivot/Recliner

141-640-CL	Left	Deluxe	Padded Calf Pad Silver Aluminum Footplate	\$77.00 ea.
141-740-CL	Right			\$77.00 ea.

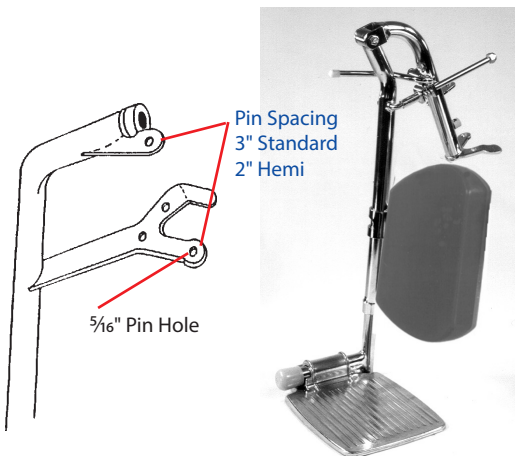


141-620-CL	Left	Economy	Plastic Calf Pad Silver Aluminum Footplate	\$57.95 ea.
141-720-CL	Right			\$57.95 ea.
141-630-CL	Left	Deluxe	Padded Calf Pad Silver Aluminum Footplate	\$59.95 ea.
141-730-CL	Right			\$59.95 ea.

Hemi

For padded calf pad cover order: 146-2CL **\$4.95 ea.**

Pin Lock Swingaway Detachable Elevating Legrests



Everest & Jennings

Features: Padded Calf Pads and Silver Aluminum Footplates

141-410-CL	Standard Left	\$80.25 ea.
141-510-CL	Standard Right	\$80.25 ea.
141-440-CL	Hemi Left	\$80.25 ea.
141-540-CL	Hemi Right	\$80.25 ea.

Old Theradyne

Features: Padded Calf Pads and Silver Aluminum Footplates

141-410-CL	Standard Left	\$80.25 ea.
141-510-CL	Standard Right	\$80.25 ea.
141-430-46	Hemi Left	Disc.
141-530-46	Hemi Right	Disc.

For padded calf pad cover order: 146-2CL **\$4.95 ea.**

Batteries

Features:

Premium sealed batteries capable of up to 500 cycles that are fully laboratory tested. No liquid of any kind; battery is completely sealed; safe in any position. Maintenance free; water is never added; low liability. Travel & Ship easily; MK batteries are F.A.A., IATA, and UPS approved. Safety sealed batteries have a special re-sealing vent system that prevents excessive internal pressure; thus they cannot explode under normal conditions.



Sealed AGM Batteries

Sealed AGM Batteries


12 Volt, 1.2ah	2.83" x 1.69" x 2.32"	510-172	\$32.50
12 Volt, 7ah	5.94" x 2.56" x 4.02"	510-167	\$33.33
12 Volt, 10ah	5.94" x 2.56" x 4.67"	510-173	\$43.97
12 Volt, 12ah	5.94" x 3.90" x 3.94"	510-168	\$46.12
12 Volt, 18ah	7.13" x 2.99" x 6.57"	510-174	\$73.28
12 Volt, 26ah	6.54" x 6.89" x 4.92"	510-166	\$104.44
12 Volt, 34ah (Group U-1)	7.76" x 5.16" x 7.09"	510-169	\$121.37
12 Volt, 40ah	7.75" x 6.63" x 6.88"	510-175	\$191.41



Gel Sealed Batteries

Gel Sealed Batteries

12 Volt, 31ah (Group U-1)	7.75" x 5.13" x 7.25"	510-160	\$137.90
12 Volt, 40ah	7.75" x 6.63" x 6.88"	510-163	\$191.41
12 Volt, 50ah (Group 22)	9.38" x 5.50" x 9.25"	510-161	\$217.19
12 Volt, 60ah (Group 34)	10.19" x 6.63" x 7.0"	510-164	\$247.27
12 Volt, 73ah (Group 24)	10.25" x 6.75" x 9.88"	510-162	\$291.02
12 Volt, 73ah (Group 24 FT)	10.25" x 6.75" x 8.25"	510-176	\$291.02
12 Volt, 86ah (Group 27)	12.75" x 6.75" x 9.88"	510-165	\$317.54



Choose Battery Plug Type

Battery Chargers

24 Volt, 4amp Charger for Sealed Type Lead Acid Battery	510-170	\$129.03
24 Volt, 6amp Charger for Sealed Type Lead Acid Battery	510-177	\$234.38
24 Volt, 8amp Charger for Sealed/Wet Type Lead Acid Battery	510-171	\$281.25



drive
MEDICAL DESIGN & MANUFACTURING



Steel Transport Chair

Specifications:

Overall Width 17" Chair: 18"
Overall Width 19" Chair: 20"
Width Folded: 8"
Overall Height: 39"
Floor to Seat Height: 19"
Silver Vein frame finish

Back Height: 18"
Seat Width: 17" and 19"
Seat Depth: 16"
Length w/Rigging: 33"
Weight Capacity: 250 lbs.

Fixed Full Arms

17" Wide	\$88.00
19" Wide	010-334
	010-336



drive
MEDICAL DESIGN & MANUFACTURING



Heavy-Duty Transport Chair

Features:

Supports individuals up to 450 lbs.
Reinforced steel frame provides added support
Heavy-Duty, reinforced upholstery with a back carry pouch
Removable, reversible desk length arms
Adjustable leg support
Dual, reinforced steel cross braces
12" flat free rear wheels
Available in Red or Blue



20" Wide Transport Chairs	010-326-CL	\$196.04
22" Wide Transport Chairs	010-329-CL	\$209.20

Medline Excel K1

The affordable Excel K1 Manual Wheelchair features the quality and durability you would expect of a higher-end wheelchair and the trusted Medline brand name. Folds easily for transport and storage. The Medline Excel K1 Standard Wheelchair provides comfort and mobility in an economical package. The 18" seat width comes standard with one-piece padded non-removable full length armrests. The Excel K1 comes with a stylish gray vein finish and padded nylon upholstery.



Features:

- Durable tig-welded frame.
- Gray powder coat finish.
- Comfortable nylon upholstery.
- Smooth-rolling, solid flat-free tires.
- Dual axle hemi-height adjustable.

Weight capacity: 300 lbs.

18" Wide Wheelchairs

Fixed Full Arms with Footrests	010-380-F	\$132.00
Fixed Full Arms with Legrests	010-380-L	\$148.00
Detachable Desk Arms with Footrests	010-381-F	\$132.00
Detachable Desk Arms with Legrests	010-381-L	\$148.00

Silver Sport 2

Features:

- Powder coated silver vein steel frame.
- Padded armrest.
- Embossed vinyl upholstery is durable, lightweight, attractive and easy to clean.
- Urethane tires mount on composite wheel provides durability and low maintenance.
- Push to lock brakes.
- Carry pocket on backrest provides additional convenience.

Weight capacity: 250 lbs.



16" Wide Wheelchairs

Fixed Arms with Footrests	010-122-F	\$133.00
Fixed Arms with Legrests	010-122-L	\$143.37
Detachable Desk Arms with Footrests	010-123-F	\$131.00
Detachable Desk Arms with Legrests	010-123-L	\$152.00

18" Wide Wheelchairs

Fixed Arms with Footrests	010-125-F	\$134.05
Fixed Arms with Legrests	010-125-L	\$143.37
Detachable Desk Arms with Footrests	010-124-F	\$131.00
Detachable Desk Arms with Legrests	010-124-L	\$141.00

20" Wide Wheelchairs

Detachable Desk Arms with Footrests	010-128-F	\$136.00
Detachable Desk Arms with Legrests	010-128-L	\$144.00

Wheelchairs

Sentra EC Heavy Duty



drive
MEDICAL DESIGN & MANUFACTURING



Features:

- Dual cross brace.
- Carbon steel frame with triple chrome plated for an attractive, chip-proof, maintainable finish.
- Double embossed vinyl upholstery is durable, lightweight, attractive and easy to clean.
- Urethane tires mounted on composite wheels provide maximum durability and low maintenance.
- Aluminum footplates.
- Comes with padded armrests.
- Maintenance free, sealed precision bearings.
- Plastic hand rims standard.
- Color: Black Upholstery.

Weight capacity: 450 lbs.

20" Wide Wheelchairs

Detachable Desk Arms with Footrests	010-809-F	\$230.26
Detachable Desk Arms with Legrests	010-809-L	\$243.42
Detachable Full Arms with Footrests	010-816-F	\$230.26
Detachable Full Arms with Legrests	010-816-L	\$243.42

22" Wide Wheelchairs

Detachable Desk Arms with Footrests	010-817-F	\$230.26
Detachable Desk Arms with Legrests	010-817-L	\$243.42
Detachable Full Arms with Footrests	010-818-F	\$277.93
Detachable Full Arms with Legrests	010-818-L	\$243.32

24" Wide Wheelchairs

Detachable Desk Arms with Footrests	010-819-F	\$263.16
Detachable Desk Arms with Legrests	010-819-L	\$276.32
Detachable Full Arms with Footrests	010-820-F	\$263.16
Detachable Full Arms with Legrests	010-820-L	\$276.32

Tracer EX2



Features:

- Quick adjust knobs for simple footplate adjustment
- 14-gauge crossbraces add strength and durability
- Dual axle positions allow variation of seat heights
- Durable, low maintenance, triple chrome-plated, carbon steel frame is long-lasting
- Offset permanent arms available in 16", 18" and 20" widths
- Urethane rear tires, mounted on "no flex" wheels, offer superior performance
- Lifetime Warranty on frame and crossbraces

Specifications:

- Seat Height: Standard 17½" and 19½"
- Back Height: 16"
- Weight: 36 lbs. (without front riggings)
- Weight Capacity:** 250 lbs.
- Front Riggings: Hemi Swing-away Footrests 17" to 21"
Hemi Swing-away Elevating Legrests 17½" to 21"

18" Wide Wheelchairs with Detachable Front Riggings

Fixed Full Arms and Footrests	010-175-F
Fixed Full Arms and Legrests	010-175-L
Detachable Desk Arms and Footrests	010-177-F
Detachable Desk Arms and Legrests	010-177-L
Detachable Full Arms and Footrests	010-179-F
Detachable Full Arms and Legrests	010-179-L

20" Wide Wheelchairs with Detachable Front Riggings

Fixed Full Arms and Footrests	010-254-F
Fixed Full Arms and Legrests	010-254-L
Detachable Desk Arms and Footrests	010-185-F
Detachable Desk Arms and Legrests	010-185-L
Detachable Full Arms and Footrests	010-186-F
Detachable Full Arms and Legrests	010-186-L

CALL FOR PRICING

16" Wide Wheelchairs with Detachable Front Riggings

Detachable Desk Arms and Footrests	010-182-F
Detachable Desk Arms and Legrests	010-182-L
Detachable Full Arms and Footrests	010-183-F
Detachable Full Arms and Legrests	010-183-L

Features:

Height adjustable segmented back.
 Durable nylon upholstery resists mildew and bacteria.
 Composite footplates with heel loops are durable and lightweight.
 Dual over center cross links provide added rigidity.
 Comes with push-to-lock wheel locks.
 3 position quick release rear axles mounted on composite wheels.
 Weighs 34 pounds.
 Triple rear axle positions provides easy transition of seat height from standard to hemi level.

Cruiser X4

drive
MEDICAL DESIGN & MANUFACTURING



16" Wide Wheelchairs

Adj. Desk Arm, Swingaway Foot Rests	010-866-F	\$213.93
Adj. Desk Arm, Elevating Legrests	010-866-L	\$242.54
Adj. Full Arm, Swingaway Foot Rests	010-867-F	\$235.12
Adj. Full Arm, Elevating Legrests	010-867-L	\$242.54

18" Wide Wheelchairs

Adj. Desk Arm, Swingaway Foot Rests	010-868-F	\$213.93
Adj. Desk Arm, Elevating Legrests	010-868-L	\$242.54
Adj. Full Arm, Swingaway Foot Rests	010-869-F	\$235.12
Adj. Full Arm, Elevating Legrests	010-869-L	\$242.54

20" Wide Wheelchairs

Adj. Desk Arm, Swingaway Foot Rests	010-870-F	\$213.93
Adj. Desk Arm, Elevating Legrests	010-870-L	\$252.63
Adj. Full Arm, Swingaway Foot Rests	010-871-F	\$236.18
Adj. Full Arm, Elevating Legrests	010-871-L	\$252.63

Features:

Black vinyl upholstery.
 Chart pocket on back.
 "Tool Free" adjustable front rigging.
 Hammer tone paint provides a long lasting and durable finish.
 Industry compatible front rigging.
 Two position axle and caster fork provides 2" seat height adj.

Weight Capacity: 250 lbs.

Traveler SE

**AS LOW
 AS
 \$144.⁷⁴**

Everest & Jennings®



16" Wide Wheelchairs

Fixed Full Arms with Footrests	010-141-F	Disc.
Fixed Full Arms with Legrests	010-141-L	Disc.
Detachable Desk Arms with Footrests	010-142-F	\$151.32
Detachable Desk Arms with Legrests	010-142-L	\$164.47
Detachable Full Arms with Footrests	010-143-F	\$151.32
Detachable Full Arms with Legrests	010-143-L	Disc.

18" Wide Wheelchairs

Fixed Full Arms with Footrests	010-138-F	\$144.74
Fixed Full Arms with Legrests	010-138-L	\$157.89
Detachable Desk Arms with Footrests	010-139-F	\$151.32
Detachable Desk Arms with Legrests	010-139-L	\$164.47
Detachable Full Arms with Footrests	010-140-F	\$151.32
Detachable Full Arms with Legrests	010-140-L	\$164.47

20" Wide Wheelchairs

Detachable Full Arms with Footrests	010-145-F	\$157.89
Detachable Full Arms with Legrests	010-145-L	\$171.05
Detachable Desk Arms with Footrests	010-144-F	\$157.89
Detachable Desk Arms with Legrests	010-144-L	\$171.05



Tracer SX5

Features:

Quick adjust knobs for simple footplate height adjustment. Dual axle positions allow variation of seat to floor heights. Durable, low maintenance, triple chrome plated, carbon steel frame is long-lasting. 14-gauge crossbraces add strength and durability. Sectional back with removable back canes. Urethane rear tires, mounted on "no flex" wheels, offers superior performance. Interchangeable components with the 9000 Series. The 20" and 22" widths include a semi-pneumatic caster and chrome hand rim to accommodate additional weight. Lifetime Warranty on frame and crossbraces.

Specifications:

Seat Height: Standard 17½" and 19½"
Super Hemi 15½" and 17½"
Back Height: 16" (with removable back canes)
Weight: 34 lbs. (without front riggings)
Weight Capacity: 250 lbs.
300 lbs. on 20" and 22" Wide
Front Riggings: Hemi Swing-away Footrests
17" to 21"
Hemi Swing-away Elevating Legrests
17½" to 21"

18" Wide Wheelchairs with Flip Back Arms and Swing-away Detachable Front Riggings

18"x16" with Desk Arms and Footrests 010-130-F
18"x16" with Desk Arms and Legrests 010-130-L
18"x18" with Desk Arms and Footrests 010-159-F
18"x18" with Desk Arms and Legrests 010-159-L
18"x16" with Full Arms and Footrests 010-129-F
18"x16" with Full Arms and Legrests 010-129-L
18"x18" with Full Arms and Footrests 010-158-F
18"x18" with Full Arms and Legrests 010-158-L

20" Wide Wheelchairs with Flip Back Arms and Swing-away Detachable Front Riggings

20"x18" with Desk Arms and Footrests 010-157-F
20"x18" with Desk Arms and Legrests 010-157-L
20"x16" with Full Arms and Footrests 010-126-F
20"x16" with Full Arms and Legrests 010-126-L
20"x18" with Full Arms and Footrests 010-156-F
20"x18" with Full Arms and Legrests 010-156-L

22" Wide Wheelchairs with Flip Back Arms and Swing-away Detachable Front Riggings

22"x16" with Desk Arms and Footrests 010-119-F
22"x16" with Desk Arms and Legrests 010-119-L
22"x18" with Desk Arms and Footrests 010-121-F
22"x18" with Desk Arms and Legrests 010-121-L
22"x16" with Full Arms and Footrests 010-118-F
22"x16" with Full Arms and Legrests 010-118-L
22"x18" with Full Arms and Footrests 010-120-F
22"x18" with Full Arms and Legrests 010-120-L

CALL FOR PRICING

14" Wide Wheelchairs with Flip Back Arms and Swing-away Detachable Front Riggings

14"x16" with Desk Arms and Footrests 010-217-F
14"x16" with Desk Arms and Legrests 010-217-L
14"x18" with Desk Arms and Footrests 010-218-F Disc.
14"x18" with Desk Arms and Legrests 010-218-L Disc.
14"x16" with Full Arms and Footrests 010-219-F
14"x16" with Full Arms and Legrests 010-219-L
14"x18" with Full Arms and Footrests 010-220-F Disc.
14"x18" with Full Arms and Legrests 010-220-L Disc.

16" Wide Wheelchairs with Flip Back Arms and Swing-away Detachable Front Riggings

16"x16" with Desk Arms and Footrests 010-133-F
16"x16" with Desk Arms and Legrests 010-133-L
16"x18" with Desk Arms and Footrests 010-161-F
16"x18" with Desk Arms and Legrests 010-161-L
16"x16" with Full Arms and Footrests 010-132-F
16"x16" with Full Arms and Legrests 010-132-L
16"x18" with Full Arms and Footrests 010-160-F
16"x18" with Full Arms and Legrests 010-160-L

-S Super Hemi 15-1/2" Seat to Floor Height

Add -S after any SX5 Series item number for a Super Hemi setup. There is an up charge of \$53.00.

20" and 22" wide wheelchairs may not be made into Super Hemi.

Silver Sport Full Reclining

Features:

Reclining mechanism allows for infinite adjustments up to 180°. Carbon Steel frame with silver vein finish. Durable, lightweight nylon upholstery, Padded Armrest. Wheels set back on frame prevents tipping. Headrest extension with cushioned head immobilizer.
Weight Capacity: 300 lbs.



drive
MEDICAL DESIGN & MANUFACTURING

\$288.16



Recliners with Legrests

16" Wide with Detachable Desk Arms **\$288.16** 010-718-L
 18" Wide with Detachable Desk Arms 010-719-L
 20" Wide with Detachable Desk Arms 010-720-L



Rock King X300

Rock-King X3000 Wheelchairs are ideal for patients who need safety and supportive comfort while reducing or eliminating the need for protective restraints.

Features:

Chair Color: Ambiance/Brown
 Seat Height from Floor (Adjustable in 1-inch increments): 19"
 Overall Width: 28.5"
 Chair Weight (no accessories) 63 lb.
 Overall Length (without footrests) 32"
 Seat Width: 20"
 Seat Depth: 16"
 Height of Backrest from Seat: 32"
Weight Capacity: 350 lbs



Rock King X3000 Wheelchair

20" Wide Rock King X3000 285-500 \$1545.00
 Optional Elevating Legrests 285-554 \$380.39

Tracer SX5

Features:

Heavy-duty inner liners keep seat and back from stretching. Triple chrome plated, carbon steel frame is long lasting. Offers dynamic recline range from 100° to 168°. **Weight Capacity:** 250 lbs. (300 lbs. 20" and 22" width)



CALL FOR PRICING

16" Wide Wheelchair with Swing-away Detachable Legrests

16"x16" with Detachable Desk Arms 010-400-L
 16"x16" with Detachable Full Arms 010-401-L
 16"x18" with Detachable Desk Arms 010-223-L
 16"x18" with Detachable Full Arms 010-224-L

18" Wide Wheelchair with Swing-away Detachable Legrests

18"x16" with Detachable Desk Arms 010-402-L
 18"x16" with Detachable Full Arms 010-403-L
 18"x18" with Detachable Desk Arms 010-225-L
 18"x18" with Detachable Full Arms 010-237-L

20" Wide Wheelchair with Swing-away Detachable Legrests

20"x16" with Detachable Desk Arms 010-404-L
 20"x16" with Detachable Full Arms 010-405-L
 20"x18" with Detachable Desk Arms 010-238-L
 20"x18" with Detachable Full Arms 010-239-L

22" Wide Wheelchair with Swing-away Detachable Legrests

22"x16" with Detachable Desk Arms 010-406-L
 22"x16" with Detachable Full Arms 010-407-L
 22"x18" with Detachable Desk Arms 010-244-L
 22"x18" with Detachable Full Arms 010-245-L



Everest & Jennings®

Traveler Heavy Duty



Features:

- Embossed black leatherette upholstery with double inner lining for durability. 18" seat depth (1" longer than standard).
- Hammer tone paint provides a long lasting and durable finish.
- Reinforced frame at all critical load-bearing points.
- Two position axle and caster fork provides 2" seat height adjustment.
- Durable aluminum black footplates.
- User friendly swing-away detachable footrests or elevating legrests.

Weight Capacity: 500 lbs.



20" Wide Wheelchairs with Detachable Arms

Desk Arms with Swing-away Footrests	010-270-F	\$250.00
Desk Arms with Elevating Legrests	010-270-L	\$263.16
Full Arms with Swing-away Footrests	010-271-F	\$250.00
Full Arms with Elevating Legrests	010-271-L	\$263.16

22" Wide Wheelchairs with Detachable Arms

Desk Arms with Swing-away Footrests	010-272-F	\$256.58
Desk Arms with Elevating Legrests	010-272-L	\$269.74
Full Arms with Swing-away Footrests	010-273-F	\$256.58
Full Arms with Elevating Legrests	010-273-L	\$269.74

24" Wide Wheelchairs with Detachable Arms

Desk Arms with Swing-away Footrests	010-274-F	\$263.16
Desk Arms with Elevating Legrests	010-274-L	\$276.32
Full Arms with Swing-away Footrests	010-275-F	\$263.16
Full Arms with Elevating Legrests	010-275-L	\$276.32



Tracer IV

Features:

- Durable, low maintenance, triple chrome plated, carbon steel frame is long lasting.
- Reinforced frame includes gusseted sides, caster journals and dual crossbraces.
- Heavy-duty inner liners keep seat and back from stretching.
- Weight Capacity:** 350 lbs.
- Heavy-duty package to increase weight capacity to 450 lbs. is available.

20" Wide Wheelchairs

Detachable Full Arms with Footrests	010-150-F
Detachable Full Arms with Legrests	010-150-L
Detachable Desk Arms with Footrests	010-151-F
Detachable Desk Arms with Legrests	010-151-L

22" Wide Wheelchairs

Detachable Full Arms with Footrests	010-152-F
Detachable Full Arms with Legrests	010-152-L
Detachable Desk Arms with Footrests	010-153-F
Detachable Desk Arms with Legrests	010-153-L

24" Wide Wheelchairs

Detachable Full Arms with Footrests	010-154-F
Detachable Full Arms with Legrests	010-154-L
Detachable Desk Arms with Footrests	010-155-F
Detachable Desk Arms with Legrests	010-155-L



CALL FOR PRICING

Sentra Heavy-Duty, Extra Wide

Features:

Reinforced steel gussets provide additional strength.
 Extra large, plastic armrests provide comfort and support.
 Dual axle provides easy transition of seat to hemi level.
 Black nylon upholstery.
 Powder coated silver vein frame.

Specifications:

Overall Width: 34½" 26" Wide
 37" 28" Wide
 39" 30" Wide
 Overall Length: 43"
 Floor to Seat Height: 17½" to 19½"
 Back Height: 18"
 Seat Depth: 18"
Weight Capacity: 700 lbs.



22" Wide Wheelchairs

Detachable Desk Arms with Footrests	010-708-F	\$336.84
Detachable Desk Arms with Legrests	010-708-L	\$353.95
Detachable Full Arms with Footrests	010-709-F	\$336.84
Detachable Full Arms with Legrests	010-709-L	\$353.95

24" Wide Wheelchairs

Detachable Desk Arms with Footrests	010-710-F	\$354.61
Detachable Desk Arms with Legrests	010-710-L	\$393.42
Detachable Full Arms with Footrests	010-711-F	\$354.61
Detachable Full Arms with Legrests	010-711-L	\$393.42

26" Wide Wheelchairs

Detachable Desk Arms with Footrests	010-810-F	Disc.
Detachable Desk Arms with Legrests	010-810-L	Disc.
Detachable Full Arms with Footrests	010-811-F	\$528.40
Detachable Full Arms with Legrests	010-811-L	\$542.73

28" Wide Wheelchairs

Detachable Desk Arms with Footrests	010-812-F	Disc.
Detachable Desk Arms with Legrests	010-812-L	Disc.
Detachable Full Arms with Footrests	010-813-F	Disc.
Detachable Full Arms with Legrests	010-813-L	Disc.

30" Wide Wheelchairs

Detachable Desk Arms with Footrests	010-814-F	\$941.98
Detachable Desk Arms with Legrests	010-814-L	\$976.53
Detachable Full Arms with Footrests	010-815-F	Disc.
Detachable Full Arms with Legrests	010-815-L	Disc.

Wheelchair I.D. System

This product manages the problems associated with patient specific wheelchair requirements. New employees or staff who float are unfamiliar with the accessories required on particular wheelchairs. This system records all pertinent information on a removable vinyl sticker adhered to an easy to install bracket. Includes 10 brackets with roll of 50 labels.

I.D. System	193-131	\$20.00
Replacement Labels, 50	193-154	\$13.33 roll



Adjustable Stop Banner

This durable coated nylon banner presents an imposing visual barrier. It's sure to deter wandering residents from entering restricted areas. Adjustable up to an opening of 60" wide. Two or more can be easily joined to span wider openings. Attaches with the provided velcro or screws.

Adjustable Stop Banner	193-135	\$26.67
------------------------	---------	---------



Safety Belts

Safety Belts


Made with long wearing web materials. Choose between a simple two piece belt with velcro buckle, plastic buckle or auto buckle. Equipped with your choice of ends to attach to wheelchair, axle mount or beneath upholstery screws. The belts come in three standard sizes, special sizes are available upon request. Specify color of webbing when ordering your belts.

Note: Length of belt includes 18" for back of wheelchair.

Example: Actual length of 60" belt is only 42".



New style safety buckle



Velcro Buckle

A. Upholstery Screw Mount	\$12.05	B. Axle Mount	\$12.85
60" Belt	190-111-CL	60" Belt	190-129-CL
72" Belt	190-103-CL	72" Belt	190-130-CL
90" Belt	(\$12.75) 190-113-CL	90" Belt	190-131-CL

Plastic Buckle

C. Upholstery Screw Mount	\$12.55	D. Axle Mount	\$13.35
60" Belt	190-112-CL	60" Belt	190-126-CL
72" Belt	190-124-CL	72" Belt	190-127-CL
90" Belt	190-125-CL	90" Belt	190-128-CL

Auto Buckle

E. Upholstery Screw Mount	\$19.10	F. Axle Mount	\$19.90
60" Belt	190-104-CL	60" Belt	190-116-CL
72" Belt	190-122-CL	72" Belt	190-120-CL
90" Belt	190-123-CL	90" Belt	190-121-CL

See Page 159 for Web Colors



Safety Belt & Cuff

The patented cuff provides added safety. Eliminates easy access to the velcro closure ensuring fewer accidents. Mounts beneath upholstery screws on back of chair. Special sizes upon request.

See Page 159 for Web Colors

Safety Belts and Cuff

	\$12.10
Wheelchair Belt 60"	190-100-CL
Wheelchair Belt 72"	190-101-CL
Geri-Chair 72"	190-102-CL

Butterfly Safety Belt

Made with 1½" web, 1½" plastic side release buckles and Naugahyde. Attaches to wheelchair beneath upholstery screws or screws to solid backs. Ideal for patients needing extra support while sitting in chair. Specify color of Naugahyde and webbing when ordering. Special sizes available.

See Page 159 for Naugahyde Colors

Butterfly Safety Belt

	\$31.65
Small	190-117-CL
Medium	190-118-CL
Large	190-119-CL



Alarmed Velcro Seat Belt

This product is ideal for the patient who needs the reminder of a velcro lap belt but who, upon request, is able to release the belt. At the instant the belt is separated, an alarm sounds reminding the patient to remain seated. The sound of the alarm also alerts the staff of a potential fall. The seat belt features a red pull strap to facilitate locating and releasing the belt. The rugged alarm unit features 95db. horn and stainless steel mounting clip. A 9 volt battery is included.



Seat Belt Medium 36" to 46"	193-134	\$83.33
Seat Belt Large 46" to 58"	193-134-LG	\$83.33
Seat Belt X-Large 58" to 70"	193-134-XL	\$83.33

Fall Prevention Monitor

The Safe+t Mate fall prevention monitor has been designed to overcome the pitfall of others on the market. Many monitors are expensive yet unreliable. One fall and they break. Some are less costly but are not designed or intended to be used as patient fall monitors. This monitor incorporates durability & versatility into an attractive, remarkably economical package. Features include: 1) Custom stainless clip that mounts to bed, wheelchair or walker without the need for additional mounting hardware, 2) Slide cord that adjusts for chair or bed use, 3) Pull away magnetic disc design allows for a variety of mounting positions. A 9 volt battery is included.



Fall Prevention Monitor	193-132	\$25.00
Spare Parts Kit	193-138	Disc.

UMP Economy Pull String Alarm for Chair

Features:

Pull-string magnet monitor that alarms when unsupervised resident movement occurs. Attaches to a bed or chair, and the exclusive "Safety Klip" is attached to the resident. Alarm sounds when the magnetic seal is broken between the monitor and the magnet. No on/off switch.

Pull String Monitor	305-317	\$15.60
Cushion Protector	305-352	\$5.92



UMP Standard Chair Pads

Features:

Durable vinyl cover cleans easily.
 Compatible with all UMP monitors.
 Available in 45 day or 1 year.

**Other pads
 available online at
www.ocelco.com or
www.WheelchairParts.com**

Ump Standard Chair Pads

45 Day Pad	305-321-45	\$17.50
45 Day Pad 6 Pack	305-329-45	\$90.00
180 Day Pad	305-321-18	\$29.17
1 Year Pad	305-321-01	\$33.33
1 Year Pad 6 Pack	305-329-01	\$157.89





Ocelco Pull String Alarm

The newly redesigned Ocelco string monitor provides unparalleled value that is rich in features and low in cost. The case is constructed of a durable ABS plastic that can withstand the rigors of institutional use. All the alarm settings are located inside the battery compartment making the monitor compliant with JCAHO standards. The mounting clip is now made of an indestructible stainless steel and is Guaranteed Not To Break! The pull cord is adjustable in length. A new unique alarm tone provides differentiation from other alarms in the facility, such as door or wandering alarms. The battery compartment features a hinged design that is permanently attached to the case. No more lost battery covers! The cover also features a dual function closure, including a snap-to-close design as well as a screw for increased tamper resistance.

**ONLY
\$15.95**



Pull String Monitor	305-461	Reg. \$19.94	Sale \$15.95
Replacement Magnet Assembly, 5 pk	305-463	Reg. \$37.47	Sale \$29.98



**AS LOW
AS
\$49.82**

Ocelco Basic Alarm with Choice of Pad

The new Basic Monitor features an Off/Lo/Hi switch on the side of the monitor to control alarm function. A strain relief helps to protect both the monitor and the sensor pad connector from damage. The Basic monitor is an excellent entry level upgrade from string monitors.

Basic Alarm		Reg.	Sale
with 45 Day Chair Pad	305-466-4C	\$62.68	49.82
with 1 Year Chair Pad	305-466-1C	\$78.28	62.62
with 45 Day Bed Pad	305-466-4B	\$67.44	53.95
with 1 Year Bed Pad	305-466-1B	\$83.46	68.37



Ocelco Advanced Alarm with Choice of Pad

The New Advanced Monitor has many features including: Hi/Lo/Remote alarm volume, 0-2 second alarm delay, Optional AC adapter, built in strain relief helps to protect the monitor and sensor pad connector from damage. Reset button is discretely located on the side of the monitor. All alarm controls are located inside the battery compartment making the monitor compliant with JCAHO standards.

Advanced Alarm		Reg.	Sale
with 45 Day Chair Pad	305-467-4C	\$77.75	62.20
with 1 Year Chair Pad	305-467-1C	\$93.75	75.00
with 45 Day Bed Pad	305-467-4B	\$82.91	66.33
with 1 Year Bed Pad	305-467-1B	\$100.94	80.75
AC Adaptor Alarm	305-464	\$22.91	18.33



Ocelco Ultra Alarm

Our 3 in 1 Ultra Alarm combines all of the functionality of our Advanced Alarm and our String alarm and is also compatible with our floor mat sensor. Alarm is always in the on position, making it impossible for staff to forget to turn the alarm on (meets Joint Commission guidelines) Automatically resets when pressure is reapplied to the sensor pad (Auto-reset)

Comes with Shock Absorber	Ultra Ocelco Alarm Monitor	305-477	Reg. \$79.99	Sale \$61.65
----------------------------------	----------------------------	---------	--------------	--------------

Universal Chair Exit Alarm Pads

The Universal Sensor Pad is compatible with most brands of fall monitors. Pad measures 14.5" wide x 10" deep.

***Note:** It is the caregiver's responsibility to test monitor compatibility with Universal Sensor Pads.

Universal Chair Pads		Reg.	Sale
45 Day Chair Pad	305-457-CH	\$19.31	15.45
1 Year Chair Pad	305-458-CH	\$35.31	\$28.25
45 Day Chair Pad, 6 Pack	305-468-CH	\$99.99	\$79.99
1 Year Chair Pad, 6 Pack	305-469-CH	\$194.99	\$155.99



Universal Bed Exit Alarm Pads

The Universal Sensor Pad is compatible with most brands of fall monitors. Pad measures 28.25" wide x 10" deep.

***Note:** It is the caregiver's responsibility to test monitor compatibility with Universal Sensor Pads.

Universal Bed Pads		Reg.	Sale
45 Day Bed Pad	305-457-BD	\$24.47	\$19.58
1 Year Bed Pad	305-458-BD	\$42.99	\$34.00
45 Day Bed Pad, 6 Pack	305-468-BD	\$149.99	\$119.99
1 Year Bed Pad, 6 Pack	305-469-BD	\$229.99	\$183.99



Shock Absorber for Ocelco Exit Alarms

The Shock Absorber is designed to absorb the impact from accidental droppings. Helps to greatly increase the life expectancy of Ocelco Exit Alarms.

Fits all Ocelco Exit Alarms.

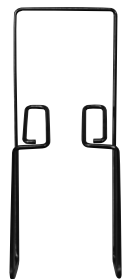
Shock Absorber	305-462	Reg. \$8.31	Sale \$6.65
----------------	---------	-------------	--------------------



Universal Mounting Clip for Head and Footboards

Fits all Ocelco Exit Alarms.


Mounting Clip	305-465	Reg. \$10.40	Sale \$8.32
---------------	---------	--------------	--------------------



AC Adaptor for Ocelco Advanced Alarm

Only works with the Ocelco Advanced Fall Prevention Alarms

AC Adaptor	305-464	Reg. \$22.91	Sale \$18.33
------------	---------	--------------	---------------------



Under-Seat Wheelchair Fall Monitoring System

Typical sensor pad systems are fraught with problems such as; limited life from wear, kinking, shifting out of position, and the infection control issue of exposure to fluids. The unique location of the Safe-t mate under-seat sensor unit eliminates all of these problems and there is nothing disposable about it, which makes it extremely cost-effective! Our complete system, which includes the under-seat sensor and the alarm unit, is less expensive than some disposable sensor pads alone! Beyond this, the under seat unit is guaranteed for life from manufacturing defects! The under-seat unit is fully adjustable to fit any width wheelchair and is compatible for use with seat cushions. The detachable alarm box features a full size on/off switch and a 95 db horn. A 9 volt battery and easy to follow installation instructions are included.




No more Disposable Sensor Pads!

Fall Monitor 193-155 \$83.33

Adjustable Drop Seat with Integrated Alarm

Start with a fully adjustable solid drop seat suspended by steel hangers for custom positioning. Add an integrated alarm unit for fall prevention and you arrive at the ultimate package, All in one! Add to this, the alarm switching mechanism is Guaranteed For Life! A cost effective alternative to disposable sensor pad systems. The rugged alarm unit features a 95db horn and stainless steel mounting clip. A 9 volt battery is included.



Drop Seat with Alarm 193-133 \$107.14

Wheelchair Secure Locks

A newer and more versatile way to prevent falls from wheelchairs.

Features of Secure Locks

Secure Locks are a positive locking system that keeps the chair from moving both forward and backward. The wheelchair will stay locked when empty; allowing a person to enter the chair without fear of the chair rolling out from underneath them. The chair can still be folded and will operate just as it did before the locks were installed. They come with override levers so the chair can be moved by the caregiver with ease when it is empty. The paddles underneath the seat are operated with a light spring tension so the user will feel no discomfort.

Secure Locks

Drive Chair	193-164-01
Medline Chair	193-164-05
Invacare Chair	193-164-02
Invacare SX5 Chair	193-164-03
Invacare SL Chair	193-164-04



NOW \$193.42

The Wheelchair Anti-Rollback Device

This patented device is the industry standard for thousands of facilities nationwide. The device works completely by spring tension. A padded lever beneath the seat is depressed when the occupant is seated. This lever is connected to a pair of stainless steel brake arms that are held just off the surface of the rear tires. As the occupant begins to lift weight from the seat, the spring force causes the lever to rotate upward, in turn the brake arms rotate down to engage the tires. The greater the rearward force on the chair, the greater the braking power. The design is discreet and blends into the chair to become a dignified, non-punitive fall intervention. Heavy seat cushions are not a problem because each anti-rollback device includes an easy to install kit that compensates for the additional cushion weight. The chair can be collapsed for transport or storage. The standard device fits chairs 16"-20" wide and from full to hemi height. A 9 volt battery is included.



Anti-Rollback Device

14-1/2" to 17-1/2" Wide Chairs	193-108	\$142.86
18" to 20" Wide Chairs	193-136	\$142.86
22" to 24" Wide Chairs	193-129	\$142.86
Invacare EX2 Chairs Only	193-148	\$121.43
18" to 20" Chair with Alarm	193-137	\$197.37



Transfer Boards



Features:

Transfers easily from wheelchair, bed, chair, or toilet.

Cut out handle for easy carrying. Made of urethane sealed; coated and polished hardwood.

Weight Capacity: 400 lbs.

Transfer Board 199-100 \$32.75

Features:

Unique design for easy transfer. Lightweight and easy to handle. Made of heavy-duty white plastic.

Weight Capacity: 500 lbs.

Transfer Board 199-101 \$17.75

Features:

Made of multi-laminated birch plywood with a smooth lacquer finish.

Ends are tapered and edges are rounded for easily sliding on and off.

Weight Capacity: 500 lbs. and 700 lbs.

Transfer Boards

500 lb. Capacity 199-113 \$78.95
 700 lb. Capacity 199-114 \$82.24



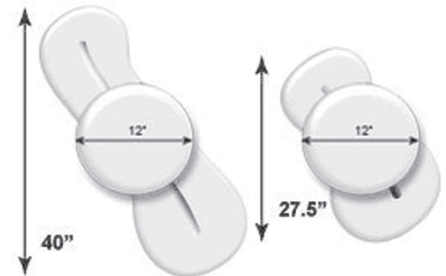
Beasy Trans

Specifications:

Length: 40" ETS 27 1/2" Beasy II
 Width: 12" seat
Weight Capacity: 400 lbs.
 Seat Rotation: 360°

Beasy Trans

27 1/2" Beasy II 199-108 \$209.21
 40" ETS 199-107 \$222.37
 32" Beasy Glider 199-119 \$215.79
 Carrying Case 199-120-SZ \$33.25



SafetySure Pivot Disc

Features:

MTS SafetySure Transfer Pivot Disk helps the individuals with upper body strength to accomplish independent transfers.


Helps transfer patients with impaired mobility from paralysis.

Non-slip top and bottom surface.

Great caregiver assistance tool.

Advantages of the SST Pivot Disc:

Because of the lightweight and convenient grip handle, the SST Pivot Disc is easy to use and carry. The Pivot Disc is made of high quality polymer plates for ease of motion. The Pivot Disc is also equipped with anti-glide tapes on both sides to prevent slipping on the floor or when the individual is standing on the Pivot Disc.



Pivot Disc Size

15" Diameter 226-254 \$73.81
 18" Diameter 226-255 \$94.24

Transfer Belts



These belts provide a secure method of assisting clients during gait training and transfer activities. Belt has a 2" metal buckle and made of heavy-duty cotton webbing.

Transfer Belts

48" long 305-130 \$8.25
 54" long 305-140 \$8.70
 60" long 305-150 \$9.15
 72" long 305-160 \$9.60

Accessories

Standard Rear Anti-Tippers

These anti-tippers fit standard frames for E&J, Theradyne, Tuffcare, Hoyer, Old Style Invacare, and others with a kick tube height of 3" to 5" from bottom of kick tube to floor. Fit on the outside of tubing.

Push Button Anti-Tipper

A	Wheeled, fits over 7/8" O.D. Tubing	\$33.00 a pair
A	Wheeled, fits over 1" O.D. Tubing	193-124
B	Bumper, fits over 7/8" O.D. Tubing	193-122
B	Bumper, fits over 1" O.D. Tubing	193-120

Clamp On Anti-Tipper

C	Wheeled, fits over 7/8" O.D. Tubing	\$37.00 a pair
C	Wheeled, fits over 1" O.D. Tubing	193-110
D	Bumper, fits over 7/8" O.D. Tubing	193-113
D	Bumper, fits over 1" O.D. Tubing	193-111

Adjustable Height Rear Anti-Tippers

These anti-tippers fit standard frames for new style Invacare, Medline and others with a kick tube height of 6" to 10-1/2" from bottom of kick tube to floor. Fit on the outside of tubing.

Push Button Anti-Tipper

E	Wheeled, fits over 7/8" O.D. Tubing	\$45.00 a pair
E	Wheeled, fits over 1" O.D. Tubing	193-140
F	Bumper, fits over 7/8" O.D. Tubing	193-141
F	Bumper, fits over 1" O.D. Tubing	193-142

Clamp On Anti-Tipper

G	Wheel and Bumper, fits over 7/8" O.D. Tubing	\$49.00 a pair
G	Wheel and Bumper, fits over 1" O.D. Tubing	193-144
		193-145

Super-Hemi Rear Anti-Tippers

These anti-tippers fit most any standard super-hemi frames with 7/8" tubing. Fit on the outside of tubing.

Push Button Anti-Tipper

I	Wheeled, 1" Drop	193-118	\$42.18 a pair
J	Wheeled, No Drop	193-123	\$28.20 a pair

MRI Wheelchair Non-Magnetic Rear Anti-Tippers

These anti-tippers fit most any standard MRI wheelchairs, non-magnetic for use in MRI room. Kick tube height of 3" to 5" from bottom of kick tube to floor. Fit on the outside of tubing.

Push Button Anti-Tipper

K	Bumper, fits over 7/8" O.D. Tubing	193-170	\$54.57 a pair
----------	------------------------------------	---------	-----------------------

Note: Anti-tippers with push buttons may need holes drilled in the wheelchair frame. If you need any help finding the anti-tipper you need please call 800-328-5343 and a customer service representative will be happy to assist you.

Wheelchair I.V. Poles and Oxygen Holders

**Now Available for MRI Wheelchairs
 Non-Magnetic for Use In MRI Room**

A I.V. Pole, 2 Hook

Fits most standard chairs, I.V. pole is adjustable

STD Chair	198-100	\$31.00
MRI Chair (non-magnetic)	198-110	\$126.33

B I.V. Pole, 1 Hook

Fits most standard chairs, I.V. pole is adjustable

STD Chair	198-101	\$67.50
-----------	---------	---------

C Oxygen Tank Holder

Fits most standard chairs, oxygen holder is for D-E size cylinders

STD Chair Right Side Mount	198-200	\$48.39
STD Chair Left Side Mount	198-201	\$48.39
MRI Chair (non-magnetic) Right Side Mount	198-210	\$112.16

D I.V. Pole and Oxygen Tank Holder


Fits most standard chairs, adjustable in height, oxygen holder is for D-E size cylinders

STD Chair	198-300	\$47.40
MRI Chair (non-magnetic)	198-310	\$202.17

E O2 Tank Carrier for Rollators

Attaches conveniently to the frame of a 3- or 4-wheel rollator. Provides secure handling of a single D or E cylinder where a mobile oxygen unit is required. Fits most rollators

STD Rollators	250-193	\$27.50
---------------	---------	---------



Front Anti-Tippers

This product prevents patients from tipping forward on the wheelchair. Fits on 7/8" and 1" O.D. tubing.



Front Anti-Tippers

7/8" O.D. Tubing	\$55.95	193-102
1" O.D. Tubing		193-119

Adjustable Front Anti-tippers

Features:

Five height adjustments; fits full height to low hemi chairs.
 Fits both 7/8" and 1" frame diameter.
 Made from durable powder coated steel tubing and heavy gauge chrome plated steel.
 2" easy gliding wheels.
 Mounting hardware and easy to follow installation instructions included.

Anti-Tippers	193-156	\$63.33 a pair
--------------	---------	----------------



Light & Go Mobility Light

Features:


Patented motion and light-activated technology
 For hands-free use with wheelchairs, Walkers and Rollators
 Comes with protective rubber boot
 3 bright, long-life LEDs for enhanced visibility
 Runs on 2 standard AAA batteries (included)
 Easy-to-use clamp with foam padding for secure grip

Light & Go Mobility Light	240-305	\$20.25
---------------------------	---------	---------

**NEW
 PRODUCT**



Rear Anti-Tippers for use with Invacare Veranda




These rear anti-tippers are made specifically for use with the Invacare Veranda Wheelchair. They connect to the rear tubes of the wheelchair. These anti-tippers only come in the color black.

Rear Anti-Tipper 193-100 \$23.95 a pair

Universal Fit Adjustable Height Rear Anti-Tipper

This innovative design eliminates piles of mismatched anti-tippers because these fit $\frac{3}{4}$ ", $\frac{7}{8}$ " or 1" tubing. They feature infinite height adjustment and 2" easy gliding wheels. No more too high, too low or wrong mounting style!



Universal Anti-Tipper 193-151 \$42.86 a pair

Universal Fit Adjustable Height Rear Anti-Tipper



Made of strong bar stock, this anti-tipper will help you streamline your inventory. It's the only anti-tipper that you need to stock. New quick adjust feature allows the anti-tipper to be positioned properly without the use of tools. Flat black powder coat finish or Chrome finish available. 2 Inch Durable Plastic Wheel.

Black Anti-Tipper 193-171 Disc.
 Chrome Anti-Tipper 193-172 \$34.82 a pair

Adjustable Anti-Theft Bar

This device prevents the wheelchair from folding up. It works on wheelchairs from 16" to 24" wide.



Anti-Theft Bar
 16" to 20" Wide 199-109 \$15.32
 22" to 24" Wide 199-110 \$16.72

Over Head Anti-Theft Bar

This over head device prevents the wheelchair from folding up. Fits wheelchairs 18" to 26" wide. Other sizes available upon request. No available in non-magnetic for MRI wheelchairs.



STD Wheelchairs
 18" Wide 199-111 \$50.75 ea.
 20" Wide 199-115 \$83.40 ea.
 22" Wide 199-118 \$83.36 ea.
 24" Wide 199-116 \$83.36 ea.
 26" Wide 199-117 \$83.36 ea.

MRI Wheelchair (non-magnetic)
 18" Wide 199-130 \$125.79 ea.
 20" Wide 199-132 \$183.60 ea.
 22" Wide 199-131 \$183.60 ea.
 24" Wide 199-133 \$183.60 ea.

Universal Wheelchair Brake Extensions



Features:
 Available in three lengths.
 Available in two slot sizes.
 Available with or without elastic cord.

Elastic Cord
 The elastic cord connects the extension to the brake. This helps to hold the extension on the brake.

A Without Elastic Cord \$4.95 ea.
 6" Extension with $\frac{1}{8}$ " Slot Size 154-102
 6" Extension with $\frac{3}{16}$ " Slot Size 154-105
 8" Extension with $\frac{1}{8}$ " Slot Size 154-101
 8" Extension with $\frac{3}{16}$ " Slot Size 154-104
 10" Extension with $\frac{1}{8}$ " Slot Size 154-100
 10" Extension with $\frac{3}{16}$ " Slot Size 154-103

B With Elastic Cord \$7.95 ea.
 6" Extension with $\frac{1}{8}$ " Slot Size 154-108
 6" Extension with $\frac{3}{16}$ " Slot Size 154-111
 8" Extension with $\frac{1}{8}$ " Slot Size 154-107
 8" Extension with $\frac{3}{16}$ " Slot Size 154-110
 10" Extension with $\frac{1}{8}$ " Slot Size 154-106
 10" Extension with $\frac{3}{16}$ " Slot Size 154-109

Push/Extension Handles

Features:

Fits over 7/8" O.D. tubing with tubing clamps.
 Made with 16-gauge chrome plated steel.
 Padded with dense black foam.
 Reduce strain on caregivers back and wrists.
 Easier to push chairs up and down hills.



Push/Extension Handles 193-130 \$35.95

Tablet Holder

Designed to mount to round tubing up to 1-1/8" diameter. This will accommodate any wheelchair frame size. The flexible yet sturdy gooseneck arm will hold the unit in place for touch screen use but can swing out of the way when entering or exiting the chair.



Wheelchair Tablet Holder 275-167 \$74.29

Wheelchair Umbrella

Features:

Provides rain and sun protection.
 Fits most wheelchairs.
 Fully adjustable stem.
 Umbrella measures 40" in diameter.
 Length including adjustable stem is 36".



Umbrella 275-180 \$29.55

Clip On Cup Holder

Features:

Notched for mugs, as well as cups and glasses.
 Plastic coated steel spring clip.
 Fits wheelchairs, beds, and tubular furniture.
 2 3/4" at bottom tapers to larger opening at top.
 Height is 3 1/2".



Cup Holder 275-158 \$11.50

Phone Holder with Mount

**NEW
PRODUCT**

Features:

Rustproof
 Made with a high strength composite and stainless steel construction
 Has a spring loaded holder that expands and contracts for perfect fit of your device
 Includes rubber coated tips that will hold the device firm and stable
 Attaches to wheelchairs, scooters, bicycles, medical carts and more. Lifetime warranty

Made in U.S.A



Phone Holder with Mounting Clamp 275-173 \$53.32

Folding Drink Holder

Features:

Holds cups, cans, and bottles.
 Snaps onto upright of wheelchairs, walkers, and canes.
 Holds 8 oz. to 44 oz. containers.
 Folds to 1/2" thick.
 Made of high density polypropylene.



Drink Holder 275-108 \$28.08

Full Size Wheelchair Trays

One size fits all adult and junior wheelchairs. Velcro straps fasten tray securely to any style arm. Three styles to choose from.

Trays

A	Wood (24"x20"x1/2")	195-100	\$33.67
B	Acrylic (23"x19"x1/4")	195-103	\$57.65
C	Padded (24"x20"x1")	195-2CL*	\$91.14

***Choose color and material from page 159**



A



B



C

Ramps

Portable Ramps

Designed for transitioning a wheelchair or scooter from one surface height to another. The durable, folding, lightweight construction allows for the ramp to be easily transported in its carry bag. This ramp was specially designed with perforated slots to keep water from collecting on the ramp and ensuring users safety while in use. This 2' long ramp allows for up to a 4" rise in surface height. The ramp has a total weight capacity of 600 lbs.


Features and Benefits:

Perforated slots keep water from collecting on ramp.
Transitions wheelchairs or scooters from one surface to another.
Durable, lightweight construction.
Comes with carry bag.

Weight capacity: 600 lbs

Ramps

2' x 30" - Portable Ramp	199-963-02	\$82.86
3' x 30" - Portable Ramp	199-963-03	\$107.14
4' x 30" - Portable Ramp	199-963-04	\$141.43
5' x 30" - Portable Ramp	199-963-05	\$164.47
6' x 30" - Portable Ramp	199-963-06	\$188.16



ELEV8 Ramps

The Ramp with Infinite Heights

Features:

Limited Lifetime Warranty.
Designed for doorways that swing out or in.
Adjustable to fit range of threshold rises.
Durable welded construction.
Slip resistant grooved aluminum.
Accommodates wheelchairs and scooters with various wheel configurations.
Aligns directly against the door.
Easy to Install!!

Weight capacity on all sizes: 600 lbs

Manufactured in USA.

Specifications:

Ramp Size:	1' Foot	2' Foot	3' Foot	4' Foot
Length:	12"	24"	36"	48"
Width:	36"	36"	36"	36"
Threshold Height:	1" - 2"	2" - 3 1/2"	3 1/2" - 5"	4" - 6"
Weight:	12 lb	12 lb	12 lb	12 lb



Ramps

1' ELEV8 Adjustable Ramp	199-987	\$73.85
2' ELEV8 Adjustable Ramp	199-988	\$117.24
3' ELEV8 Adjustable Ramp	199-989	\$194.30
4' ELEV8 Adjustable Ramp	199-990	\$230.95

Curb Ramps

Available in a variety of widths and lengths, this ramp is designed as a semi-permanent ramp for use in areas in which portability is not an issue. Simply put the ramp in place and leave it there.

Features:

Full platform provides excellent stability.
Durable welded fabrication.
Anti-slip, high traction surface.

Weight capacity: 600 lbs.

Ramps

30" x 36"	Usable Size	199-933	\$151.46
30" x 48"	Usable Size	199-935	\$196.17
30" x 60"	Usable Size	199-937	\$235.30
36" x 36"	Usable Size	199-940	\$176.30
36" x 48"	Usable Size	199-942	\$222.26
36" x 60"	Usable Size	199-944	\$273.17




Single Fold Carry Ramps

Available in 2', 3', 4', & 5', this ramp is designed to help you overcome curbs or small steps. Designed to fold in half with an easy to carry handle, this ramp is an economic answer for the person on the go. Ideal for use in many vans.

Features:

Lightweight, easy to handle and set up.
 Anti-slip, high traction surface.
 Carrying handle.

Folds in half, carries like a suitcase.
 Durable welded fabrication.
Weight Capacity: 600 lbs.



Ramps

10 lb, 30" x 24" 199-920 \$125.34
 15 lb, 30" x 36" 199-921 \$141.51

Ramps

20 lb, 30" x 48" 199-922 \$172.58
 24 lb, 30" x 60" 199-923 \$206.11


Multifold Carry Ramps

Available in 5', 6', 7', and 8', this ramp is designed to help you overcome larger steps or obstacles. Designed to separate into two pieces with an easy to carry handle, this ramp will allow for easy portability and great flexibility. Ideal for use in MOST vans.

Features:

Durable welded fabrication.
 Anti-slip, high traction surface.
 Carrying handle.

Full platform for excellent stability.
 Lightweight, easy to handle and set up.
Weight Capacity: 600 lbs.



Ramps

30" x 60", 16" x 33" Folded Size 199-946 \$248.33
 30" x 72", 16" x 39" Folded Size 199-947 \$309.20

Ramps


30" x 84", 16" x 45" Folded Size 199-948 \$341.50
 30" x 96", 16" x 51" Folded Size 199-949 \$402.58

Fiberglass Travel Ramps

Features:

Lightweight wheelchair / scooter ramp.
 Tan color.
 Durable injection molded fiberglass.
 600 lb weight capacity.
 Smooth rounded edges for easy handling.
 Quality non-skid surface material.
 Can be left outdoors with no adverse effects.

Weight capacity on all sizes: 600 lbs
Manufactured in USA.



Specifications:

Ramp Size:	3' Foot	4' Foot	5' Foot
Minimum Height:	37"	48-1/2"	61-1/2"
Minimum Width:	28"	29"	27"
Maximum Width:	31"	32"	30-1/4"
Maximum Depth:	3-1/2"	3-1/2"	3-1/2"
Rolling Width:	28"	29"	27"
Outside Width:	31"	32"	30-1/4"
Length:	37"	48-1/2"	61-1/2"
Usable Height:	9"	12"	16"

Ramps

3' Fiberglass Ramp 199-964-03 \$217.10
 4' Fiberglass Ramp 199-964-04 \$276.30
 5' Fiberglass Ramp 199-964-05 \$348.65

Pads & Cushions



Wheelchair Headrest Extension

Made with Naugahyde, 1" foam and chrome plated mounting hardware. Mounts beneath top two upholstery screws on the back of most wheelchairs. Adjustable height.

Headrest Extension	\$59.94
Narrow Adult 16"	197-1CL
Standard Adult 18"	197-2CL
Flare Back 20"	197-3CL

Specify color from page 159



Lateral Supports

Made with Naugahyde, 1" foam and 1/2" wood with 1" web and velcro straps to attach to chair. **Specify left or right when sitting in chair.** Custom sizes available upon request on all upholstered items.

Lateral Support	\$90.00
Left Side	194-3CL-SD
Right Side	194-3CL-SD

***Choose color and material from page 159**



Arm Trough

Available in two standard lengths.
Desk Arms 9"x5"x5".
Full Arms 12"x5"x5".
Special sizes available upon request.

Armrest Pads	\$60.06
Full Arm	194-8CL
Desk Arm	194-7CL

Specify color from page 159



Wrap Around Armrest Pads

Made with Naugahyde.
1 1/2" foam.
2" velcro, and ties for attaching to arms.
Aids in positioning of the patient.

Armrest Pads	\$50.87
Full Arm	194-5CL
Desk Arm	194-6CL

Specify color from page 159



Lumbar Pad

Made with Naugahyde.
15" long x 3" tall x 2" deep foam.
1" web straps with plastic buckle.

Lumbar Pad	703-205-CL	\$43.76
------------	------------	----------------

Specify color from page 159



Headrest Pad

Made with Naugahyde.
15 1/2" wide x 6" deep x 5" Tall.
1 1/2" web straps and velcro for attaching to chair.

Headrest	202-4CL	\$69.76
----------	---------	----------------

Specify color from page 159



Padded Footplates

Made with 1" foam.
Attaches with velcro to footrests.
Fits standard footplates.
Special sizes available upon request.

Padded Footplates	196-4CL	\$33.31 a pair
-------------------	---------	-----------------------

Specify color from page 159



Heel and Toe Loops

Attaching Hardware Included

Heel and Toe Loops		
Econo Heel Loop	196-102	\$3.55
Heel Loop	196-100-CL	\$4.95
Padded Heel Loop	196-101-CL	\$6.70
Toe Loop	196-200-CL	\$5.35
Padded Toe Loop	196-201-CL	\$6.70

Specify color from page 159

Padded Calf and Foot Board

Made with 1" foam and ½" wood. Attaches to footrests with velcro and buckles. Fits standard 18" wide chairs. Special sizes available upon request.

Calf and Foot Board 196-5CL \$98.05

Specify color from page 159



H-Strap Belt

Made with long wearing web material. Prevents feet from falling behind footplates and causing serious pain or injury to patient. Special sizes available upon request.

16-18" Wide Chairs 196-300-CL \$17.95
 20" Wide Chairs 196-301-CL \$17.95
 22" Chairs 196-302-CL \$17.95

Specify color from page 159



Shoe Holders and Foot Board

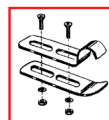


Shoe Holders \$85.00 a pair

Small 706-600
 Medium 706-601
 Large 706-602

Foot Board \$127.50

Wood 706-603-CL
 Stain or Black Paint



Footrest Pads

Made with ½" foam. Attaches to footrests with velcro straps or metal hooks. Velcro style or hook on style are made for 18" wide chairs. Special sizes available upon request.

Footrest Pad

Velcro 191-1CL \$33.84
 Hooks 196-202-CL \$33.97



Specify color from page 159

Wheelchair and Walker Pouches

Specify color from page 159

Features:

Made with Naugahyde.
 Durable and inexpensive.
 Great for carrying personal items or patient charts.

Wheelchair and Walker Pouches

A Deluxe Wheelchair Pouch 192-2CL \$21.36
 B Econo Wheelchair Pouch 192-1CL \$16.08
 C Walker Pouch 249-1CL \$21.36




Drainage Bag Covers and Holder

Holder mounts beneath two upholstery screws on back of wheelchair. Adjustable arm for folding chair.

Drainage Bag Covers and Holder

A Cover and Holder 194-1CL \$17.05
 B Bard Bag Cover (Bard Bag #802001) 194-2CL \$15.12

Specify color from page 159



Pads & Cushions




Standard Cushion

The standard cushion adds comfort to any chair, choose between 2" or 3" thickness. Foam is fire retardant. Choose your covering. This cushion is universal to fit most standard adult 18" and narrow adult 16" wheelchairs. The cushion comes with ties for securing to back of chair.

Standard Cushion

16"x16"x2"	192-4CL	\$42.06	16"x16"x3"	192-8CL	\$47.16
18"x16"x2"	192-3CL	\$42.06	18"x16"x3"	192-7CL	\$47.16

*Choose color and material from page 159



Contoured Cushion

The Contoured Cushion is used to take the hammock out of the seat, choose between 2" or 3" thickness. Made with closed cell foam and standard fire retardant foam. Choose your covering. This cushion is universal to fit most standard adult 18" and narrow adult 16" wheelchairs. The cushion comes with ties for securing to back of chair.

Contoured Cushion

16"x16"x2"	190-7CL	\$62.34	16"x16"x3"	190-8CL	\$64.74
18"x16"x2"	190-5CL	\$62.34	18"x16"x3"	190-6CL	\$64.74

*Choose color and material from page 159



Wedge Cushion

The wedge cushion helps prevent patient from sliding forward, choose between three different slants, 1" to 3" slant, 2" to 4" slant or 3" to 6" slant. Foam is fire retardant. Choose your covering. This cushion is universal to fit most standard adult 18" and narrow adult 16" wheelchairs. The cushion comes with ties for securing to back of chair.

Wedge Cushion

16"x16" with 1" to 3" Slant	191-4CL	\$50.16	18"x16" with 1" to 3" Slant	191-5CL	\$50.16
16"x16" with 2" to 4" Slant	191-6CL	\$53.40	18"x16" with 2" to 4" Slant	191-7CL	\$53.40
16"x16" with 3" to 6" Slant	191-8CL	\$56.64	18"x16" with 3" to 6" Slant	191-9CL	\$56.64

*Choose color and material from page 159



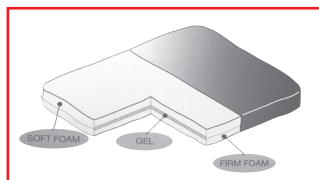
Abductor Cushion

The abductor cushion helps position patient and prevents patient from sliding forward. Foam is fire retardant. Choose your covering. This cushion is universal to fit most standard adult 18" and narrow adult 16" wheelchairs. The cushion comes with ties for securing to back of chair.

Abductor Cushion

16"x16"x3"	192-6CL	\$66.36
18"x16"x3"	192-5CL	\$66.36

*Choose color and material from page 159



Standard Gel Cushion

Maximum comfort, stability and therapeutic effectiveness. Combination of firm and soft foam with gel. Reversible for comfort level. Size: 18"x16"x2".

Gel Cushion

Grey Velour Cover	191-054	\$34.09
Black Waterproof and Fire-Retardant Cover	191-068	Disc.


Build-A-Cushion

Have a special request? We'll Customize it for you!

Build a cushion to meet your needs and specifications. If there is an option or size you are looking for and it is not listed below, please call and we will be happy to quote you a price and build your cushion today!

Note: No returns on custom built cushions, for more details on returns see company policy on front inside cover.

*Choose color and material from page 159



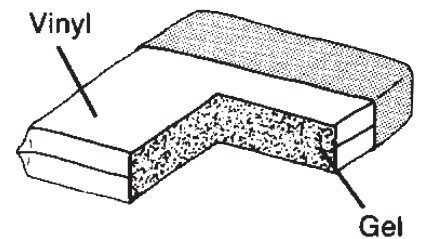
Build Your Part Number Below

CU	Size	Gel Insert	Bottom Style	Top Shape	Thickness	Foam Type	Wood Base	Covering Code <small>See page 159</small>
Size								
	1 = 16"x16"		N/C					
	2 = 18"x16"		N/C					
	3 = 20"x16"		+ \$9.30					
	4 = 18"x18"		+ \$9.30					
	5 = 20"x18"		+ \$14.16					
	6 = 22"x18"		+ \$17.40					
	7 = 24"x18"		+ \$20.64					
Gel Insert								
	1 = No Gel Insert		N/C					
	2 = Gel Insert		+ \$54.30					
Bottom Style								
	1 = Flat		N/C					
	2 = Contoured		+ \$23.52					
	3 = Flat, No Slip Fabric		+ \$12.96					
	4 = Contoured, No Slip Fabric		+ \$34.08					
Top Shape								
				1 = Flat		N/C		
				2 = Abductor Pad		+ \$21.06		
Thickness								
						Base Price		
				1 = 1" Thick		\$42.06		
				2 = 1½" Thick		\$42.06		
				3 = 2" Thick		\$42.06		
				4 = 3" Thick		\$47.16		
				5 = 4" Thick		\$52.26		
				6 = 1" to 3" Wedge		\$50.16		
				7 = 2" to 4" Wedge		\$53.40		
				8 = 3" to 6" Wedge		\$56.64		
Foam Type								
						1 = Standard Foam (Fire Retardant)		N/C
						2 = ½" T-Foam and Standard Foam		+ \$30.24
						3 = 1" T-Foam and Standard Foam		+ \$42.60
Wood Base								
						1 = No Wood Base		N/C
						2 = ½" 9 ply Marine Grade Plywood Base		+ \$18.89

100% GEL Flotation Cushion

The ultimate flotation for prevention and treatment of decubitus problems and maximum seat comfort. Low viscosity water based gel enclosed in heat sealed, heavy gauge vinyl plus cover.

Size: 18" x 16" x 2"




Cushion

Blue Dacron/Cotton Cover

191-061 \$46.92

Waterproof and Fire-Retardant Cover

191-060 Disc.



**Can't find what you're looking for?
 Let us make it for you!**

Ocelco has its own in house Wood Shop and Custom Upholstery Shop. Let us know what you need and we will make it for you. Special size wheelchair upholstery, custom cushions (see page 69), adaptive seating, or whatever you may need. Let Ocelco make it to your specifications. We're here to help, please do not hesitate to call us so we can make your special request for you.

Remember "We're The Friendly People"



ROHO Positioning and Therapeutic Seating System Products

For individuals who require special positioning of the pelvis or thighs and risk of skin breakdown, the Quadtro, with 4" cell height and air in place progressive positioning is the cushion of choice. The Quadtro cushion with the Isoflap valve open, provides the same therapeutic valve as a single compartment high profile cushion.

Quadro Cushion Choose Size (WxD) [707-501-SZ](#) **\$357.00**

The contoured foam base is designed to allow for increased stability for transfers and provides exceptional positioning of the pelvis and lower extremities for enhanced sitting posture.

Nexus Spirit 2" Cell Height Choose Size (WxD) [707-503-SZ](#) **\$342.00**

With 4" cells, the High Profile is the cushion of choice for individuals who suffer from ischemic ulcers (pressure sores) or who have a history of tissue breakdown. It utilizes a multi-cellular, air-filled design allowing adjustment to the unique contours of the individual user.

High Profile (Single Valve) Choose Size (WxD) [707-506-SZ](#) **\$397.00**

The Low Profile single compartment cushion with 2" cells offers active users protection against skin breakdown. 2" interconnected air cells maximize stability of the user while protecting from a potential risk of tissue break down. Lightweight and portable, this cushion is ideal for the active individual.

Low Profile (Single Valve) Choose Size (WxD) [707-507-SZ](#) **\$379.00**

The contoured design combined with the simple operation of the ISOFLO® Memory Control Unit provides a new level of postural control and stability that has never been achieved in an air cushion. The contoured design positions the pelvis back in the wheelchair, and centers the user comfortably in the middle of cushion. The ISOFLO® Memory Control Unit locks air into each of the four compartments, providing stability by minimizing side-to-side and front to back motion.

Contour Select Choose Size (WxD) [707-509-SZ](#) **\$357.00**

The ENHANCER cushion uses AIR IN PLACE positioning in a uniquely designed two-manifold system for enhanced midline channeling of the femurs, lateral stability and tissue protection.


Enhancer Cushion Choose Size (WxD) [707-510-SZ](#) **\$374.00**

Star Cushions

Therapeutic air-flow system providing added stability, positioning and state-of-the-art pressure management.




The Short Contour Cushion (2" cell height) is recommended for the active individual that can perform independent weight shifts, or for those individuals who are at low risk for pressure ulcers. The Short Contour is the perfect cushion for sports enthusiasts as well, providing the ideal seating surface for your everyday chair, sports chair or other sports equipment.



Short Contour Choose Size (WxD) [707-282-SZ](#) **\$260.53**

The Mid Contour Cushion (3" cell height) is recommended for individuals who require a cell height that provides a high level of tissue protection and treatment while offering greater ease in transfers in and out of the cushion. The Mid Contour cell height has proven to be ideal for the pediatric client, providing deep immersion for high levels of tissue protection and treatment along with a lower cell height for the pediatric frame.




Mid Contour Choose Size (WxD) [707-283-SZ](#) **\$260.53**

The Standard Contour Cushion (4" cell height) is Star Cushion Products premier cushion for the prevention and treatment of pressure ulcers. Flexible, interconnected 4" air cells allow for deep immersion into the cushion providing constant low pressures across the contact seating surface. In addition, the cells move and shape to the contact area providing a low shear, low friction surface ideal for the prevention and healing of up to and including a Stage IV pressure ulcer.

Standard Contour Choose Size (WxD) [707-284-SZ](#) **\$253.95**

The CXR Cushion is designed to minimize coccyx pressures through a combination of 2" Cells under the coccyx area, and 4" cells throughout the remaining cushion surface. The dual valve configuration allows you to adjust both the 4" and 2" cells separately achieving individualized immersion, and ultimately constant low sitting pressures. The 2" cells allow for immersion while also providing added relief and protection under the coccyx area. 16 standard configurations address specific individualized seating needs. Ideal for the individual who has, or is at risk for the development of pressure ulcers.


Isolated 2" High Air Cells Minimize Coccyx Pressure



CRX with Coccyx Area Choose Size (WxD) [707-281-SZ](#) **\$302.63**

Starlock Cushion

The Starlock cushion is designed to provide continuous support by submersing the user into a cushion of multiple air-filled cells, maneuvering to a desired position then "locking" the vital posture. Cushion personalization is taken to a new level through Starlock's patented technology called "lockpockets". This unique patent pending cushion enables varying degrees of air-flow communication between cells, and can be utilized with or without enabling the "lockpockets".

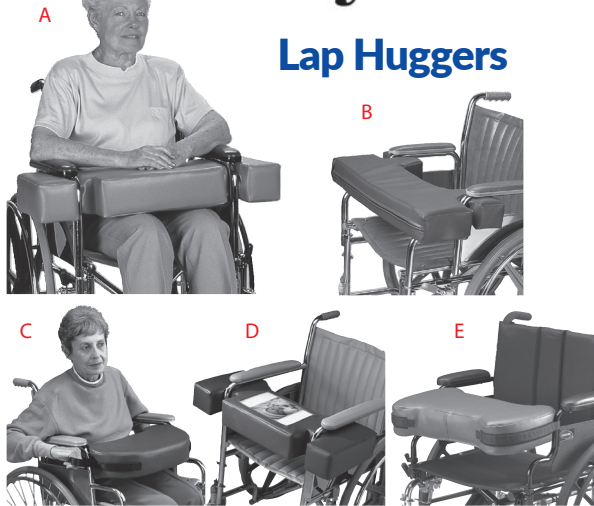


2" Cell Height, Single Valve Choose Size (WxD) [707-285-SZ](#) **\$281.58**
3" Cell Height, Single Valve Choose Size (WxD) [707-286-SZ](#) **\$281.58**
4" Cell Height, Single Valve Choose Size (WxD) [707-287-SZ](#) **\$288.16**

Pads & Cushions

Posey

This soft lap cushion fits snugly between the resident and the wheelchair frame to facilitate upper body positioning and helps prevent forward leaning.



Lap Huggers

A Standard

16"-18" Wide Wheelchair, 4" Thick, Full Arm, Blue	195-116	Disc.
16"-18" Wide Wheelchair, 4" Thick, Full Arm, Mauve	195-118	Disc.
16"-18" Wide Wheelchair, 3" Thick, Full Arm, Blue	195-117	\$48.40
20"-24" Wide Wheelchair, 4" Thick, Full Arm, Blue	195-113	Disc.

B Desk Arm

18"-20" Wide Wheelchair, 3" Thick, Desk Arm, Blue	195-114	\$52.50
---	---------	---------

C Self-Release

18"-20" Wide Wheelchair, 3" Thick, Desk or Full Arm, Blue	195-119	\$52.33
---	---------	---------

D Tabletop

18" Wide Wheelchair, 4" Thick, Full Arm, Blue	195-112	Disc.
---	---------	-------

E E-Z Release

18"-20" Wide Wheelchair, 3" Thick, Desk or Full Arm, Blue	195-120	\$57.78
---	---------	---------

Ring Cushion



16" Inflatable Vinyl Ring
20 gauge heavy-duty vinyl.
Unique Roberts valve for easy inflation.

Vinyl Ring 206-900 \$7.50




Inflatable Rubber Ring
Top quality rubber.
Special valve designed for easy inflation.

Rubber Ring 206-901 \$15.83

Wheelchair Pad

Provides soft support and pressure relief.
Prevents sliding which promotes correct positioning.




Wheelchair Pad

2" (standard)	206-519	\$10.42
3"	206-520	\$13.33

Wheelchair Cushion with Back Support

Promotes good posture while providing proper support.



Wheelchair Cushion 206-521 \$17.50

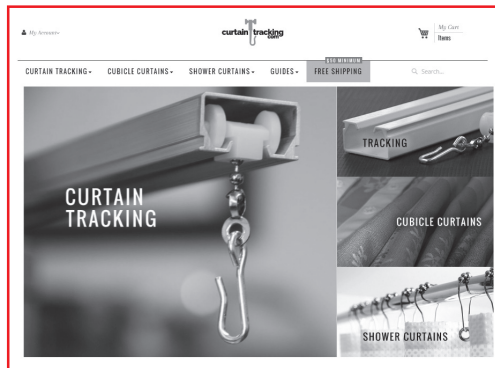
Seat and Back Cushion



Cushions

Standard	191-041	\$85.71
Reclining	191-044	\$143.71

Visit our New Online Store www.CurtainTracking.com



Order from
Curtaintracking.com
Discount Code
TRACK

Stainless Steel Standard Drop Hook

Black, zinc plated stainless steel
Includes attaching hardware



Fits 7/8" Tubing	\$5.81
1" Drop	701-001
1-1/2" Drop	701-004
2" Drop	701-002
2-1/2" Drop	701-005
3" Drop	701-003

Fits 1" Tubing	\$5.81
1" Drop	701-009
1-1/2" Drop	701-012
2" Drop	701-010
2-1/2" Drop	701-013
3" Drop	701-011

Stainless Steel Adjustable Drop Hook

Black, zinc plated stainless steel
Includes attaching hardware



Drop Hook	\$12.75
Fits 7/8" Tubing	701-007
Fits 1" Tubing	701-008



Stainless Steel Standard Clamp

Black, zinc plated stainless steel

Standard Clamp	\$9.75
Fits 7/8" Tubing	702-001
Fits 1" Tubing	702-003

Stainless Steel Quick Release Clamp

Black, zinc plated stainless steel


Standard Clamp	\$16.00
Fits 7/8" Tubing	702-007
Fits 1" Tubing	702-008



Stainless Steel Fixed Clamp

Black, zinc plated stainless steel

Fits 7/8" or 1" Tubing
 702-002 **\$5.81**



Aluminum Hip, Thigh and Trunk Support Bracket

Black, Anodized Aluminum




Brackets		
Straight	703-001	\$18.80
1" Offset	703-002	\$20.05
2" Offset	703-003	\$20.05

Aluminum Flip Down Abductor Bracket

Black, Anodized Aluminum

Bracket 706-001 **\$74.45**



Can't find what you're looking for? Let us make it for you!

Ocelco has its own in house Wood Shop and Custom Upholstery Shop. Let us know what you need and we will make it for you. Special size wheelchair upholstery, custom cushions (see page 69), adaptive seating, or whatever you may need. Let Ocelco make it to your specifications. We're here to help, please do not hesitate to call us so we can make your special request for you. Remember "We're The Friendly People"

Clamp-On Trunk Support Bracket

Black, Anodized Aluminum


Fits 7/8" or 1" Tubing 702-010 **\$63.76**



Aluminum Adjustable Head and Neck Support

Black, Anodized Aluminum

Bracket 705-004 **\$68.75**



Adaptive Seats

Solid Seat Insert




Made with Naugahyde, nylon, or mesh, 1½" foam, and ½" wood. 17½"x15½"; fits 18" adult wheelchair. Special sizes and materials available upon request.

When ordering specify: Proposed Make of Chair, Proposed Model of Chair, Width of Chair and Armstyle (Removable or Fixed Arms).

Solid Seat Insert 702-4CL \$57.54

***Choose color and material from page 159**

Standard Drop Hook Seat



Made with Naugahyde, nylon, or mesh. 1½" foam and ½" wood. Fits 18" adult wheelchair. Special sizes and materials available upon request. Black, zinc plated stainless steel hardware.

When ordering specify: Proposed Make of Chair, Proposed Model of Chair, Width of Chair and Armstyle (Removable or Fixed Arms).

***Choose color and material from page 159**

Seat with Standard Clamps

Fits 7/8" Tubing, 1" Drop	\$144.00	702-200-CL
Fits 7/8" Tubing, 1-1/2" Drop		702-216-CL
Fits 7/8" Tubing, 2" Drop		702-201-CL
Fits 7/8" Tubing, 2-1/2" Drop		702-217-CL
Fits 7/8" Tubing, 3" Drop		702-202-CL
Fits 1" Tubing, 1" Drop		702-203-CL
Fits 1" Tubing, 1-1/2" Drop		702-218-CL
Fits 1" Tubing, 2" Drop		702-204-CL
Fits 1" Tubing, 2-1/2" Drop		702-219-CL
Fits 1" Tubing, 3" Drop		702-205-CL

Seat with Quick Release

Fits 7/8" Tubing, 1" Drop	\$148.92	702-210-CL
Fits 7/8" Tubing, 1-1/2" Drop		702-220-CL
Fits 7/8" Tubing, 2" Drop		702-211-CL
Fits 7/8" Tubing, 2-1/2" Drop		702-221-CL
Fits 7/8" Tubing, 3" Drop		702-212-CL
Fits 1" Tubing, 1" Drop		702-213-CL
Fits 1" Tubing, 1-1/2" Drop		702-222-CL
Fits 1" Tubing, 2" Drop		702-214-CL
Fits 1" Tubing, 2-1/2" Drop		702-223-CL
Fits 1" Tubing, 3" Drop		702-215-CL

Adjustable Drop Hook Seat



Made with Naugahyde, nylon, or mesh. 1½" foam and ½" wood. Fits 18" adult wheelchair. Special sizes and materials available upon request. Black, zinc plated stainless steel hardware.

When ordering specify: Proposed Make of Chair, Proposed Model of Chair, Width of Chair and Armstyle (Removable or Fixed Arms).

***Choose color and material from page 159**

Standard Clamp with Adjustable Hooks

Fits 7/8" Tubing	\$158.40	702-300-CL
Fits 1" Tubing		702-301-CL

Quick Release with Adjustable Hooks

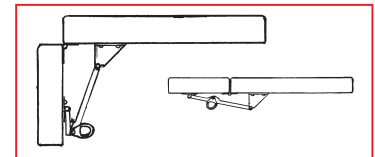
Fits 7/8" Tubing	\$163.80	702-303-CL
Fits 1" Tubing		702-304-CL

Flip Down Amputee Seats

Made with Naugahyde, nylon, or mesh, 1½" foam and ½" wood. Black, zinc plated stainless steel drop hooks. Fits standard 18" adult wheelchair. Left side, right side or dual pads available.



When ordering specify: Proposed Make of Chair, Proposed Model of Chair, Width of Chair, Armstyle (Removable or Fixed Arms) and Length and Side (Right, Left or Dual) of Amputee Pad. Specify Left or Right when sitting in the chair.



Left Side

Fixed, Standard Clamp	\$163.62
1" Drop, Fits 7/8" Tubing	702-600-CL
1" Drop, Fits 1" Tubing	702-601-CL
2" Drop, Fits 7/8" Tubing	702-604-CL
2" Drop, Fits 1" Tubing	702-605-CL
3" Drop, Fits 7/8" Tubing	702-608-CL
3" Drop, Fits 1" Tubing	702-609-CL
Fixed, Quick Release	\$168.54
1" Drop, Fits 7/8" Tubing	702-602-CL
1" Drop, Fits 1" Tubing	702-603-CL
2" Drop, Fits 7/8" Tubing	702-606-CL
2" Drop, Fits 1" Tubing	702-607-CL
3" Drop, Fits 7/8" Tubing	702-610-CL
3" Drop, Fits 1" Tubing	702-611-CL
Adjustable, Standard Clamp	\$178.08
Fits 7/8" Tubing	702-612-CL
Fits 1" Tubing	702-613-CL
Adjustable, Quick Release	\$183.00
Fits 7/8" Tubing	702-614-CL
Fits 1" Tubing	702-615-CL

Right Side

Fixed, Standard Clamp	\$163.62
1" Drop, Fits 7/8" Tubing	702-616-CL
1" Drop, Fits 1" Tubing	702-617-CL
2" Drop, Fits 7/8" Tubing	702-620-CL
2" Drop, Fits 1" Tubing	702-621-CL
3" Drop, Fits 7/8" Tubing	702-624-CL
3" Drop, Fits 1" Tubing	702-625-CL
Fixed, Quick Release	\$168.54
1" Drop, Fits 7/8" Tubing	702-618-CL
1" Drop, Fits 1" Tubing	702-619-CL
2" Drop, Fits 7/8" Tubing	702-622-CL
2" Drop, Fits 1" Tubing	702-623-CL
3" Drop, Fits 7/8" Tubing	702-626-CL
3" Drop, Fits 1" Tubing	702-627-CL
Adjustable, Standard Clamp	\$178.08
Fits 7/8" Tubing	702-628-CL
Fits 1" Tubing	702-629-CL
Adjustable, Quick Release	\$183.00
Fits 7/8" Tubing	702-630-CL
Fits 1" Tubing	702-631-CL

Dual Pad


Fixed, Standard Clamp	\$183.42
1" Drop, Fits 7/8" Tubing	702-632-CL
1" Drop, Fits 1" Tubing	702-633-CL
2" Drop, Fits 7/8" Tubing	702-636-CL
2" Drop, Fits 1" Tubing	702-637-CL
3" Drop, Fits 7/8" Tubing	702-640-CL
3" Drop, Fits 1" Tubing	702-641-CL
Fixed, Quick Release	\$188.10
1" Drop, Fits 7/8" Tubing	702-634-CL
1" Drop, Fits 1" Tubing	702-635-CL
2" Drop, Fits 7/8" Tubing	702-638-CL
2" Drop, Fits 1" Tubing	702-639-CL
3" Drop, Fits 7/8" Tubing	702-642-CL
3" Drop, Fits 1" Tubing	702-643-CL
Adjustable, Standard Clamp	\$197.64
Fits 7/8" Tubing	702-644-CL
Fits 1" Tubing	702-645-CL
Adjustable, Quick Release	\$202.62
Fits 7/8" Tubing	702-646-CL
Fits 1" Tubing	702-647-CL

*Choose color and material from page 159

Seat Support Board

Fits Standard 18" adult chair. Special sizes and materials available upon request. Uses black, zinc plated stainless steel hardware.

When ordering specify: Proposed Make of Chair, Proposed Model of Chair, Width of Chair and Armstyle (Removable or Fixed Arms). Covering (black paint, wood stain, Naugahyde, Nylon or Mesh)



Drop Hooks, Standard Clamps	\$97.56	Drop Hooks, Quick Release	\$109.56	Adjustable, Standard Clamp	\$134.16
1" Drop, Fits 7/8" Tubing	702-500-CL	1" Drop, Fits 7/8" Tubing	702-510-CL	Fits 7/8" Tubing	702-516-CL
1" Drop, Fits 1" Tubing	702-503-CL	1" Drop, Fits 1" Tubing	702-513-CL	Fits 1" Tubing	702-517-CL
2" Drop, Fits 7/8" Tubing	702-501-CL	2" Drop, Fits 7/8" Tubing	702-511-CL	Adjustable, Quick Release	\$146.04
2" Drop, Fits 1" Tubing	702-504-CL	2" Drop, Fits 1" Tubing	702-514-CL	Fits 7/8" Tubing	702-518-CL
3" Drop, Fits 7/8" Tubing	702-502-CL	3" Drop, Fits 7/8" Tubing	702-512-CL	Fits 1" Tubing	702-519-CL
3" Drop, Fits 1" Tubing	702-505-CL	3" Drop, Fits 1" Tubing	702-515-CL		

*Choose color and material from page 159

Adaptive Backs



Solid Back Insert

Made with Naugahyde, nylon or mesh, 1" foam, and ½" wood. 14½"x15½", fits 18" adult wheelchair. Special sizes and materials available upon request.

When ordering specify: Proposed Make of Chair, Proposed Model of Chair, Width of Chair and Arm style (Removable or Fixed Arms).

Solid Back Insert 701-4CL \$69.30

***Choose color and material from page 159**



Standard Drop Hook Back

Made with Naugahyde, nylon, or mesh, 1" foam and ½" wood. Fits 18" adult wheelchair. Special sizes and materials available upon request. Black, anodized stainless steel hardware.

When ordering specify: Proposed Make of Chair, Proposed Model of Chair, Width of Chair and Arm style (Removable or Fixed Arms).

***Choose color and material from page 159**

Back with Standard Clamps

- Fits 7/8" Tubing, 1" Drop
- Fits 7/8" Tubing, 1-1/2" Drop
- Fits 7/8" Tubing, 2" Drop
- Fits 7/8" Tubing, 2-1/2" Drop
- Fits 7/8" Tubing, 3" Drop
- Fits 1" Tubing, 1" Drop
- Fits 1" Tubing, 1-1/2" Drop
- Fits 1" Tubing, 2" Drop
- Fits 1" Tubing, 2-1/2" Drop
- Fits 1" Tubing, 3" Drop

- \$150.78
- 701-200-CL
- 701-216-CL
- 701-201-CL
- 701-217-CL
- 701-202-CL
- 701-203-CL
- 701-218-CL
- 701-204-CL
- 701-219-CL
- 701-205-CL

Back with Quick Release

- Fits 7/8" Tubing, 1" Drop
- Fits 7/8" Tubing, 1-1/2" Drop
- Fits 7/8" Tubing, 2" Drop
- Fits 7/8" Tubing, 2-1/2" Drop
- Fits 7/8" Tubing, 3" Drop
- Fits 1" Tubing, 1" Drop
- Fits 1" Tubing, 1-1/2" Drop
- Fits 1" Tubing, 2" Drop
- Fits 1" Tubing, 2-1/2" Drop
- Fits 1" Tubing, 3" Drop

- \$155.58
- 701-210-CL
- 701-220-CL
- 701-211-CL
- 701-221-CL
- 701-212-CL
- 701-213-CL
- 701-222-CL
- 701-214-CL
- 701-223-CL
- 701-215-CL



Adjustable Drop Hook Back

Made with Naugahyde, nylon or mesh, 1" foam, and ½" wood. Fits 18" adult wheelchair. Special sizes and materials available upon request. Black, zinc plated stainless steel hardware.

When ordering specify: Proposed Make of Chair, Proposed Model of Chair, Width of Chair and Arm style (Removable or Fixed Arms).

***Choose color and material from page 159**

Standard Clamp with Adjustable Hooks

- Fits 7/8" Tubing
- Fits 1" Tubing

- \$170.16
- 701-300-CL
- 701-301-CL

Quick Release with Adjustable Hooks

- Fits 7/8" Tubing
- Fits 1" Tubing

- \$174.96
- 701-303-CL
- 701-304-CL

Hip and Thigh Support Pads

Made with Naugahyde, 1" foam and 1/2" wood with straps to attach to chair.
Sold in pairs.




Support Pads \$58.50 a pair
 15"x4-1/2" 703-204-CL

***Choose color and material from page 159**

Fixed Hip and Thigh Supports

Made with Naugahyde, nylon, or mesh, 1/2" foam and 1/2" wood. Attaches to either a drop hook or solid seat. Black, anodized aluminum bracket makes it adjustable. Size: 16"x5" with specialty sizes available. **Sold in pairs.**



Hip and Thigh Support

Straight 703-200-CL \$67.20 a pair
 1" Offset 703-201-CL \$72.00 a pair
 2" Offset 703-202-CL \$72.00 a pair

***Choose color and material from page 159**

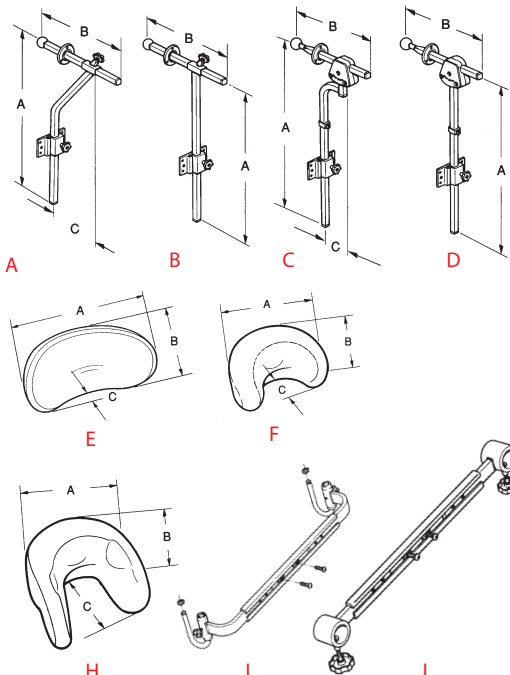
Adjustable Head and Neck Support

Made with naugahyde, nylon, or mesh, 1/2" closed cell foam. Attaches to drop hooks or solid backs. Black, anodized aluminum bracket makes it adjustable. Special sizes and materials available upon request.



Head and Neck Support 705-200-CL \$78.00

***Choose color and material from page 159**



Multi-Position Head and Neck Supports


Multi Position Head and Neck Support System

A Single Axis Offset (A=14 1/4" B=7 1/2" C=3 1/4")	705-313	\$165.94
B Single Axis Straight (A=14 1/4" B=7 1/2")	705-312	\$101.61
C Multi-Axis Offset (A=16" B=7 1/2" C=2 1/2")	705-310	\$270.94
D Large Headrest (A=16" B=7 1/2")	705-311	\$169.69
E Small Headrest (A=9 3/4" B=3 1/2" C=1-1/5")	705-307	\$68.97
F Large Head and Neckrest (A=8 3/4" B=5" C=3-1/5")	705-305	\$68.97
G Small Head and Neckrest (A=7" B=4 1/2" C=2 1/4")	705-319	\$112.26
H Large Lateral Control (A=8 3/4" B=5" C=5")	705-317	\$152.90
I Small Lateral Control (A=7" B=4 1/2" C=2 1/4")	705-318	\$152.90
J Wheelchair Adaptor Kit, Adjusts 13 3/4" to 17 3/4"	705-315*	\$161.25
K Temporary Clinical Adaptor Kit, Adjusts 13 3/4" to 17 3/4"	705-316	\$161.25

*** Requires one of the following sets of clamps to attach to the wheelchair:**

Clamps for 3/4" wheelchair tubing	705-299	\$60.00
Clamps for 7/8" wheelchair tubing	705-297	\$60.00
Clamps for 1" wheelchair tubing	705-298	\$60.00

Adaptive Positioners



Fixed Trunk Support

Made with Naugahyde, nylon, or mesh, ½" foam and ½" wood. Attaches to either drop hook or solid backs. Black, anodized aluminum bracket makes it adjustable. Special sizes and materials available upon request.

Sold in pairs.

***Choose color and material from page 159**

Straight	\$72.00 a pair
Small (4"x5")	703-400-CL
Medium (5"x6")	703-403-CL
Large (6"x7")	703-406-CL

1" Offset	\$93.60 a pair
Small (4"x5")	703-401-CL
Medium (5"x6")	703-404-CL
Large (6"x7")	703-407-CL

2" Offset	\$93.60 a pair
Small (4"x5")	703-402-CL
Medium (5"x6")	703-405-CL
Large (6"x7")	703-408-CL



Clamp-On Trunk Support

Made with Naugahyde, nylon, or mesh, ½" foam and ½" wood. Attaches to 1" or 7/8" tubing. Black, anodized bracket makes it adjustable. Special material and sizes are available upon request.

Sold in pairs.

Trunk Support	\$126.00 a pair
Small (4"x5")	703-421-CL
Medium (5"x6")	703-423-CL
Large (6"x7")	703-425-CL

***Choose color and material from page 159**



Flip Down Abductor Pad and Bracket

Made with Naugahyde, nylon, or mesh, ½" closed cell foam and wood. Attaches to either drop hook or solid seats. Black, anodized aluminum bracket with stainless steel components make it adjustable.

Abductor Pad and Bracket	\$109.51
Small (5"x3"x4")	706-200-CL
Medium (6"x4"x5")	706-201-CL
Large (7"x4-1/2"x5")	706-202-CL

***Choose color and material from page 159**


Can't find what you're looking for? Let us make it for you!

Ocelco has its own in house Wood Shop and Custom Upholstery Shop. Let us know what you need and we will make it for you. Special size wheelchair upholstery, custom cushions (see page 69), adaptive seating, or whatever you may need. Let Ocelco make it to your specifications. We're here to help, please do not hesitate to call us so we can make your special request for you.

Remember "We're The Friendly People"




Casters

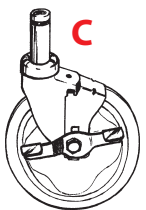


A


Fig.	Mount	Wheel Size	Stem Length	Stem Diam.	Brake	Fits	Part #	Price
A	Threaded	2"	1"	5/16"	Y	Various	296-114	\$4.16 ea.
A	Threaded	2"	1"	5/16"	N	Various	296-220	\$3.18 ea.
A	Threaded	3"	1"	1/2"	Y	Various	296-115	\$9.20 ea.
A	Threaded	3"	1"	1/2"	N	Various	296-221	\$7.36 ea.
A	Threaded	3"	3/4"	3/8"	Y	Various	296-116	\$8.14 ea.
A	Threaded	3"	1-3/4"	3/8"	N	Various	296-222	\$7.16 ea.
B	Grip Ring	2"	1"	7/16"	Y	Various	296-117	\$4.24 ea.
B	Grip Ring	2"	1"	7/16"	N	Various	296-223	\$3.47 ea.
B	Grip Ring	2"	1-7/16"	7/16"	Y	Various	296-118	\$4.22 ea.
B	Grip Ring	2"	1-7/16"	7/16"	N	Various	296-224	\$3.56 ea.
B	Grip Ring	3"	1-7/16"	7/16"	Y	Temco	296-111	\$8.20 ea.
B	Grip Ring	3"	1-7/16"	7/16"	N	Temco	296-213	\$7.18 ea.



B

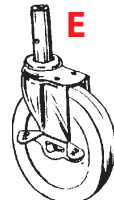


C




D

Misc. Single Wheel Casters Black



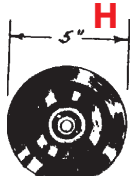
E



F



G



H

Fig.	Mount	Wheel Size	Stem Length	Stem Diam.	Brake	Fits	Part #	Price
C	Grip Ring	5"	1-3/4"	3/4"	Y	E & J	296-102	\$55.48 ea.
C	Grip Ring	5"	1-3/4"	3/4"	N	E & J	296-202	\$45.41 ea.
D	Dual Hole	5"	1-3/4"	7/8"	N	Lumex	296-250	Disc.
E	Cross Hole	5"	2-1/4"	7/8"	Y	Winco	296-104	\$66.86 ea.
F	Cross Hole	5"	2-1/4"	7/8"	N	Winco	296-203	\$48.48 ea.
G	Grip Ring	4"	1-3/4"	7/16"	Y	Lumex	296-108	\$7.88 ea.
G	Grip Ring	4"	1-3/4"	7/16"	N	Lumex	296-207	\$6.50 ea.
H	Wheel Only	5"	-----	5/16" I.D.	----	Various	296-214	\$5.14 ea.

Bed and Crib Casters


Fits most Cribs, Nursing Home Beds and many Hospital Beds




Zinc Plated for resistance to corrosion.

Stem Diameter: 7/16"
Stem Length: 1-29/32"

Swivel Caster




Swivel Caster with Brake




Caster Socket

Plastic
Fits 7/16" Snap
Ring Casters
296-301
\$2.20 ea.



Metal
Fits 7/16" Snap
Ring Casters
296-300
\$3.22 ea.



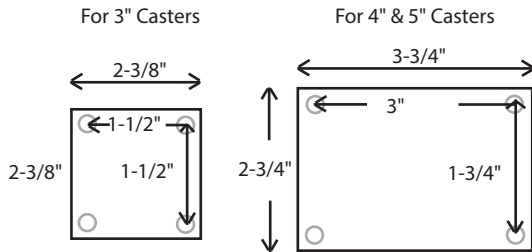
Wheel Dia.	Wheel Compound	Capacity Lbs.	Tread Width	Swivel		Swivel w/ Brake	
				Part	Price	Part #	Price
3"	Grey rubber	110	13/16"	296-424	\$10.69 ea.	296-427	\$14.12 ea.
4"	Grey rubber	125	15/16"	296-425	\$15.52 ea.	296-428	\$18.38 ea.
5"	Grey rubber	250	15/16"	296-426	\$16.85 ea.	296-429	Disc.

Sealed Plate Casters



Water Resistant



Plate Size & Bolt Hole Patterns



Total Lock Caster

Swivel Caster

Fixed Caster



Wheel Dia.	Wheel Compound	Capacity Lbs.	Bearing Style	Total Lock		Swivel		Fixed	
				Part #	Price	Part #	Price	Part #	Price
3"	Grey rubber	132	Ball	296-562	\$33.26 ea.	296-572	\$29.93 ea.	296-582	\$29.93 ea.
3"	Grey rubber	165	Precision	296-563	\$30.30 ea.	296-573	\$29.56 ea.	296-583	\$21.30 ea.
4"	Grey rubber	240	Precision	296-564	\$41.70 ea.	296-574	\$42.89 ea.	296-584	\$29.70 ea.
4"	Grey rubber	220	Ball	296-565	\$41.70 ea.	296-575	\$43.90 ea.	296-585	\$45.00 ea.
4"	Polyurethane	240	Precision	296-566	\$41.70 ea.	296-576	\$30.90 ea.	296-586	\$29.70 ea.
4"	Polyurethane	220	Roller	296-567	\$41.70 ea.	296-577	\$30.90 ea.	296-587	\$29.70 ea.
5"	Grey rubber	220	Ball	296-568	\$44.10 ea.	296-578	\$41.41 ea.	296-588	\$43.37 ea.
5"	Grey rubber	240	Precision	296-569	\$44.10 ea.	296-579	\$43.48 ea.	296-589	\$30.90 ea.
5"	Polyurethane	220	Roller	296-570	\$44.10 ea.	296-580	\$33.30 ea.	296-590	\$30.90 ea.
5"	Polyurethane	240	Precision	296-571	\$68.21 ea.	296-581	\$34.93 ea.	296-591	\$38.44 ea.

High Grade Synthetic Casters

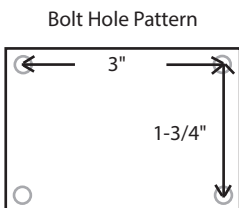
220 Lb. Load Capacity per Caster



5" Total Lock Caster

5" Swivel Caster

5" Fixed Caster



Water Resistant

296-592 \$71.16 ea.

296-593 \$44.93 ea.


296-594 \$55.10 ea.

PVC Products Replacement Casters

MJM, Care Products & Heathline

Ocelco, Inc. offers a universal line of casters that will fit a variety of PVC equipment. If you cannot find the caster you need, feel free to call us at **1-800-328-5343** and we can help.

In rare cases it may be necessary to cut down the longest section of PVC stem. If this is the case, it may be easily done with a hack saw and will not affect the durability of the casters.



<p>243-841 243-842 243-843 243-844 243-846 243-847 243-845 296-403 296-520</p>	<p>3" Twin Wheel Nylon Casters / Set 2-Lock 2-Non Lock 4" Twin Wheel Nylon Casters / Set 2-Lock 2-Non Lock 5" Twin Wheel Nylon Casters / Set 2-Lock 2-Non Lock 3" x 1 1/4" Heavy Duty Casters / Set 2-Lock 2-Non Lock 4" x 1 1/4" Heavy Duty Casters / Set 2-Lock 2-Non Lock 5" x 1 1/4" Heavy Duty Casters / Set 2-Lock 2-Non Lock 3" x 1 1/4" STAINLESS STEEL Casters / Set 2-Lock 2-Non Lock 3" x 1 1/4" Tente Posi-Lock Casters / Set 2-Lock 2-Non Lock 5" x 1 1/4" Tente Posi-Lock Casters / Set 2-Lock 2-Non Lock</p>	<p>\$51.69 set \$58.59 set \$78.09 set \$54.86 set \$59.02 set \$76.34 set Disc. Disc. \$137.90 set</p>
--	---	---

Innovative Products (IPU)


Innovative's casters are attached to a plug (Fig. A). Our replacement casters utilize a reinforced plug (Fig. B) that provides greater strength and increased long term durability. Due to the reinforcement, when using these casters, your seat height will be increased by 1 1/2". In most circumstances this will not pose a problem. However, if it is a concern, please contact customer service as stock casters are available.



<p>296-410 296-411 296-412 296-413 296-414 296-415</p>	<p>3" Twin Wheel Nylon Casters / Set 2-Lock 2-Non Lock 4" Twin Wheel Nylon Casters / Set 2-Lock 2-Non Lock 5" Twin Wheel Nylon Casters / Set 2-Lock 2-Non Lock 3" x 1 1/4" Heavy Duty Casters / Set 2-Lock 2-Non Lock 4" x 1 1/4" Heavy Duty Casters / Set 2-Lock 2-Non Lock 5" x 1 1/4" Heavy Duty Casters / Set 2-Lock 2-Non Lock</p>	<p>\$51.69 set \$58.59 set \$78.09 set \$54.86 set \$59.02 set \$76.34 set</p>
--	---	--

Anthros

Anthros' casters are attached to a plug (Fig. A). Our replacement casters utilize a reinforced plug (Fig. B) that provides greater strength and increased long term durability. Due to the reinforcement, when using these casters, your seat height will be increased by 1 1/2". In most circumstances this will not pose a problem. However, if it is a concern, please contact customer service as stock casters are available.



<p>296-417 296-420 296-407</p>	<p>3" Twin Wheel Nylon Casters / Set 2-Lock 2-Non Lock 3" x 1 1/4" Heavy Duty Casters / Set 2-Lock 2-Non Lock 4" x 1 1/4" Heavy Duty Casters / Set 2-Lock 2-Non Lock</p>	<p>\$85.55 set \$98.97 set \$100.65 set</p>
--	--	---

Recliners

\$339.00

3 Position Recliner

for the road ahead
drive



Features:

3 Positions: upright, deep recline and elevated legrest/footrest.
Self adjusting suspension in the seat prevents bottoming out.
Large, blow molded tray can be stored on the side of the chair.
Neutral colored, sturdy steel frame is easy to clean and maintain.
Moisture barrier on seat prevents seepage.
Foam and vinyl meet California Code #133 Flammability Standard and Boston Fire Department specifications.

Specifications - Standard:

Overall Height: 47"
Overall Width: 25"
Overall Depth: 41"
Width (between arms): 20"
Seat Height: 21"
Seat Width: 19"
Seat Depth: 19"
Weight Capacity: 250 lbs

Specifications - Bariatric:

Overall Height: 47.5"
Overall Width: 32"
Overall Depth: 41.5"
Width (between arms): 24.5"
Seat Height: 21"
Seat Width: 25"
Seat Depth: 20"
Weight Capacity: 500 lbs



3 Position Recliner **\$339.00**
Blueridge 281-110
Jade 281-111
Rosewood 281-112



3-Position Recliner



Features:

Neutral isolate gray frame color.
Three simple adjustment positions from upright to full recline are easily secured with the position lock bar.
Durable 48-mil, high strength vinyl upholstery is easy to clean and maintain.
Thick, low density soft foam provides maximum comfort.
Overlap tray locks in a variety of positions and features a concave design to keep liquids on the tray.
Two easy-roll 5" fixed front casters and two 5" total locking rear swivel casters provide easy maneuvering.
Recliner mechanism is guarded for added safety.
Full length arm pads with scuff guard protection.
Removable overlap tray with easy one-button operation.
Durable no-gap side panels are securely attached and won't snag clothing or skin.

Call For Available Colors

Specifications:

Height: 45½"
Width: 24"
Depth (upright): 43"
Depth (reclined): 66"
Seat Width: 18¾"
Seat Depth: 20"
Seat-to-Back Height: 27"
Seat-to-Floor Height: 18½"
Tray: 23½"x18"
Weight Capacity: 250 lbs.



3 Position Recliner 281-109-CL **\$395.00**

Winco 5670 XL Room Chair



The new 5670 is an XL version of the 5580 room chair and adds all the benefits of the urethane arm chair with a wider seat and higher weight capacity. The XL version retains the beauty and practicality of the urethane arm chair yet accommodates larger patients with dignity and unmatched comfort. Suitable for patient rooms as companion chairs, in waiting areas, in the home environment or anywhere chair a higher style comfortable and durable chair is desired.

The Model 5670 is available with dual side tables and fixed feet in place of the casters. Standard black armrests are made of soft, durable urethane or choose from available armrest options in two different widths of beautiful contoured wood arms. The wood arms are available in warm shades of honey or walnut to complement the vinyl color or room decor as desired.

These Winco recliners feature the function, durability, cleanability and most of all the unmatched comfort you have come to expect from Winco in a beautiful look and design you'll be proud to place anywhere, including your living room.



Call For Available Colors

Winco 5670 XL Room Chair 284-158-CL \$1,216.43

Winco 529 Convalescent Recliner with Position Lock

Features:

Position Lock (easily accessible by attendant, securely locks chair back and can be removed if desired)

Seat width of 26"

Adjustable elastic back straps and lumbar support

Oversized footrest gives tall patients optimal foot support

Comfortable and resilient elastic seat base resists moisture

Dual blow molded fold down side trays with recessed cup holders

Built-in headrest

Weight Capacity: 450 lbs



NEW PRODUCT

Call For Available Colors

Winco 529 Room Chair 284-107-CL \$974.81




Invacare
 299-100 \$11.62 ea.


Pull Buttons



Lumex
 299-800 \$3.87 ea.



Drive Tray Release Button
 299-150 \$17.26 ea.



**Can't find what you're looking for?
 Let us make it for you!**

Ocelco has its own in house Wood Shop and Custom Upholstery Shop. Let us know what you need and we will make it for you. Special size wheelchair upholstery, custom cushions (see page 69), adaptive seating, or whatever you may need. Let Ocelco make it to your specifications. We're here to help, please do not hesitate to call us so we can make your special request for you.

Remember "We're The Friendly People"

Recliners

Drive

Model D574

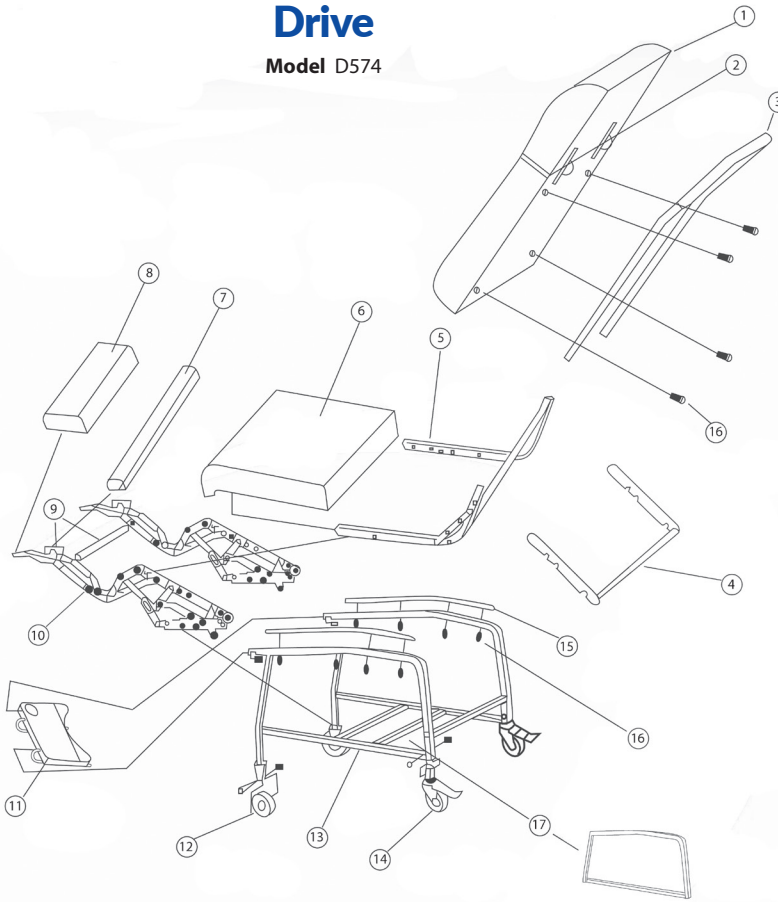
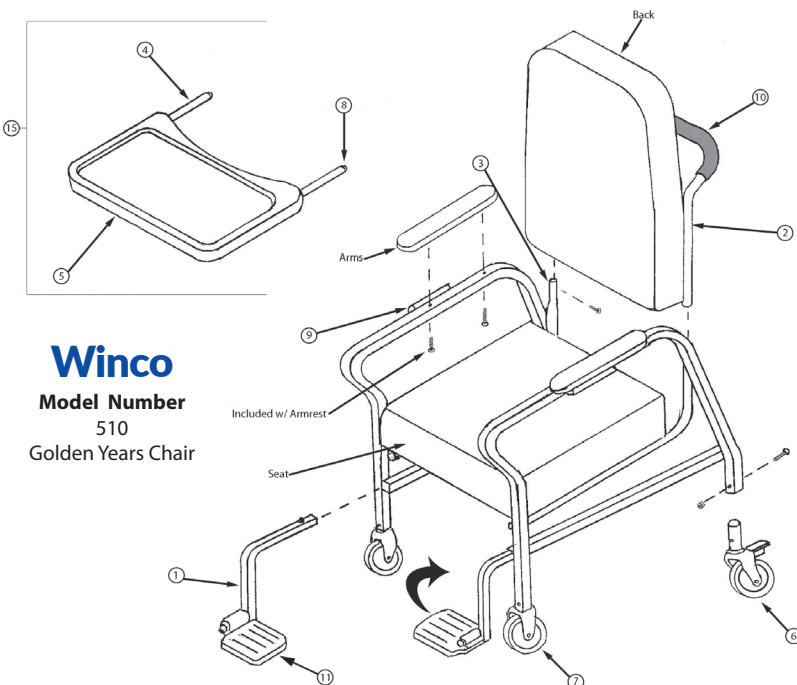


Fig.	Part #	Description	Price
01	298-210-CL	Back Only Blue Ridge, Jade or Rosewood	\$142.87 ea.
02	298-211	Headrest Adjustment	\$17.26 ea.
03	298-212	Push Handle	\$44.69 ea.
04	298-213	Lock Bar for Back	\$16.28 ea.
05	298-214	Seat Frame	\$56.02 ea.
06	298-215-CL	Seat Only Blue Ridge, Jade or Rosewood	\$99.66 ea.
07	298-216-CL	Legrest Blue Ridge, Jade or Rosewood	\$22.37 ea.
08	298-217-CL	Footrest Blue Ridge, Jade or Rosewood	\$30.63 ea.
09	298-218	Footrest Support Bar	\$17.26 ea.
10	298-219	Recliner Mechanism (Left & Right)	\$137.95 pr.
11	298-220	Table Tray	\$55.38 ea.
12	298-221	Front Caster	\$30.98 ea.
13	298-222	Recliner Frame	\$135.08 ea.
14	298-223	Rear Locking Caster	\$43.24 ea.
15	298-224-CL	Armrest Blue Ridge, Jade or Rosewood	\$17.26 ea.
16	298-225	Recliner Hardware Pack	\$27.56 pk.
17	298-226	Side Panels (Left & Right)	\$71.90 pr.

Drive Tray Release Button

299-150 \$17.26 ea.



Winco

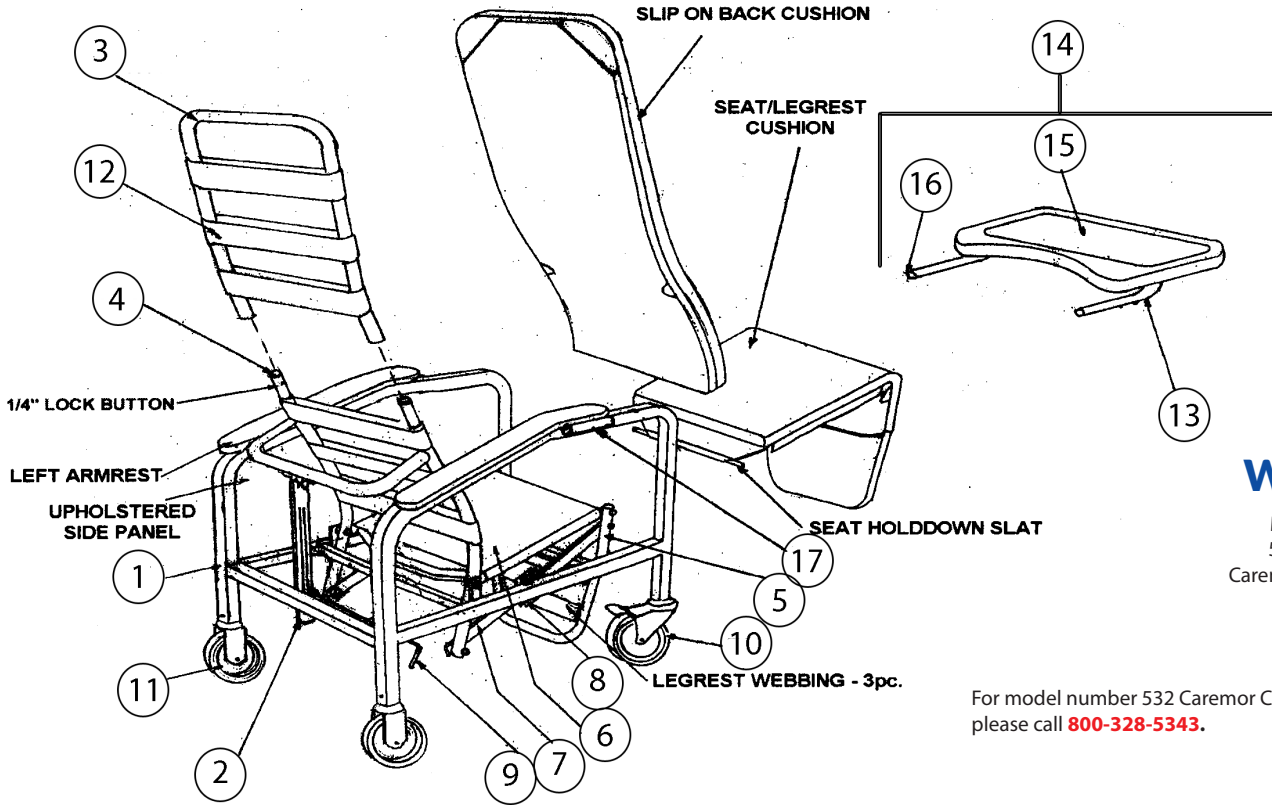
Model Number
510
Golden Years Chair

Fig.	Part #	Description	Price
01	297-605	Footrest Tube Assembly	\$34.15 pr.
02	297-600	Back Frame	\$47.59 ea.
03	297-601	Seat Frame	\$211.06 ea.
04	307-675	Tray Arm Right	\$20.04 ea.
	307-676	Tray Arm Left	\$20.04 ea.
05	307-685	Plastic Blow Molded Tray	\$69.00 ea.
06	296-104	5" Swivel Caster w/Brake	\$66.86 ea.
07	296-203	5" Rigid Caster	\$48.48 ea.
08	307-686	3/4" Black Ball Glide	\$2.62 ea.
09	297-606	Tube Insert Flanged	\$4.42 ea.
	297-607	Tube Insert Plain	\$2.98 ea.
10	307-604	Foam Handgrip 24"	Disc.
11	297-608	Footrest, Black Nylon	\$24.41 ea.
15	294-260	Tray Complete	\$108.66 ea.
	290-6CL	Replacement Seat	Disc.
	291-6CL	Replacement Back	Disc.
	177-0CL	Padded Armrest	Disc.

*** Note:** When ordering upholstery specify the color, Royal Blue, Taupe, Moss Green, Hunter Green, Grey, Burgundy, Mauve, Blueridge

Recliners

Visit us online
Ocelco.com
 for additional products & options



Winco
 Models
 533/534
 Caremor Recliner

For model number 532 Caremor Cliner parts please call **800-328-5343**.

Fig.	Part #	Description	Price	Fig.	Part #	Description	Price
01	Disc.	Steel Main Frame	Disc.	11	296-203	5" Rigid Caster	\$48.48 ea.
02	Disc.	Position Lock Slide Bar	Disc.	12	307-712	Caster Sleeve	\$6.30 ea.
03	298-610	Steel Back Frame - Top	\$51.47 ea.	12	307-714	Back Webbing	\$15.34 ea.
04	298-611	Steel Back Frame - Bottom	\$143.63 ea.	13	307-675	Tray Arm, Right	\$20.04 ea.
05	298-627	Steel Legrest Frame	\$49.31 ea.	13	307-676	Tray Arm, Left	\$20.04 ea.
06	307-718	Seat Frame with Webbing	\$104.03 ea.	13	307-677	Tray Arm strap	\$6.30 ea.
07	298-608	Seat Strap	\$3.00 ea.	14	294-260	Blow Molded Tray Complete	\$108.66 ea.
08	307-703	Torsion Bar	\$32.13 ea.	14	307-681	Valco Snap Button, Right	\$14.32 ea.
09	307-704	Torsion Slide Plates	\$30.46 ea.	14	307-682	Valco Snap Button, Left	\$14.32 ea.
09	307-707	Position Lock Handle	\$31.37 ea.	15	307-685	Plastic Blow Molded Tray Only	\$69.00 ea.
	307-711	Replacement Position Lock Kit	Disc.	16	307-686	3/4" Black Ball Glide	\$2.62 ea.
	307-800	5/16" Position Lock Handle	\$45.64 ea.	16	307-687	3/4" Insert Glide	\$2.78 ea.
10	296-104	5" Swivel Caster Total Lock	\$66.86 ea.	17	297-606	Tray Receiving Tube Insert-Flanged	\$4.42 ea.
					297-607	Tray Receiving Tube Insert-Plain	\$2.98 ea.

Upholstery Colors	Seat/Leg.	Back	Arms	Side Panel
Royal Blue	298-612-68	307-728	298-609-68	298-613-68
Taupe	298-612-82	307-729	298-609-82	298-613-82
Moss Green	298-612-55	307-638	298-609-55	298-613-55
Hunter Green	298-612-51	307-731	298-609-51	298-613-51
Burgundy	298-612-27	307-639	298-609-27	298-613-27
Mauve	298-612-23	307-733	298-609-23	298-613-23
Blue Ridge	298-612-62	307-734	298-609-62	298-613-62
Price	\$159.33 ea.	Disc.	\$110.73 ea.	Disc.

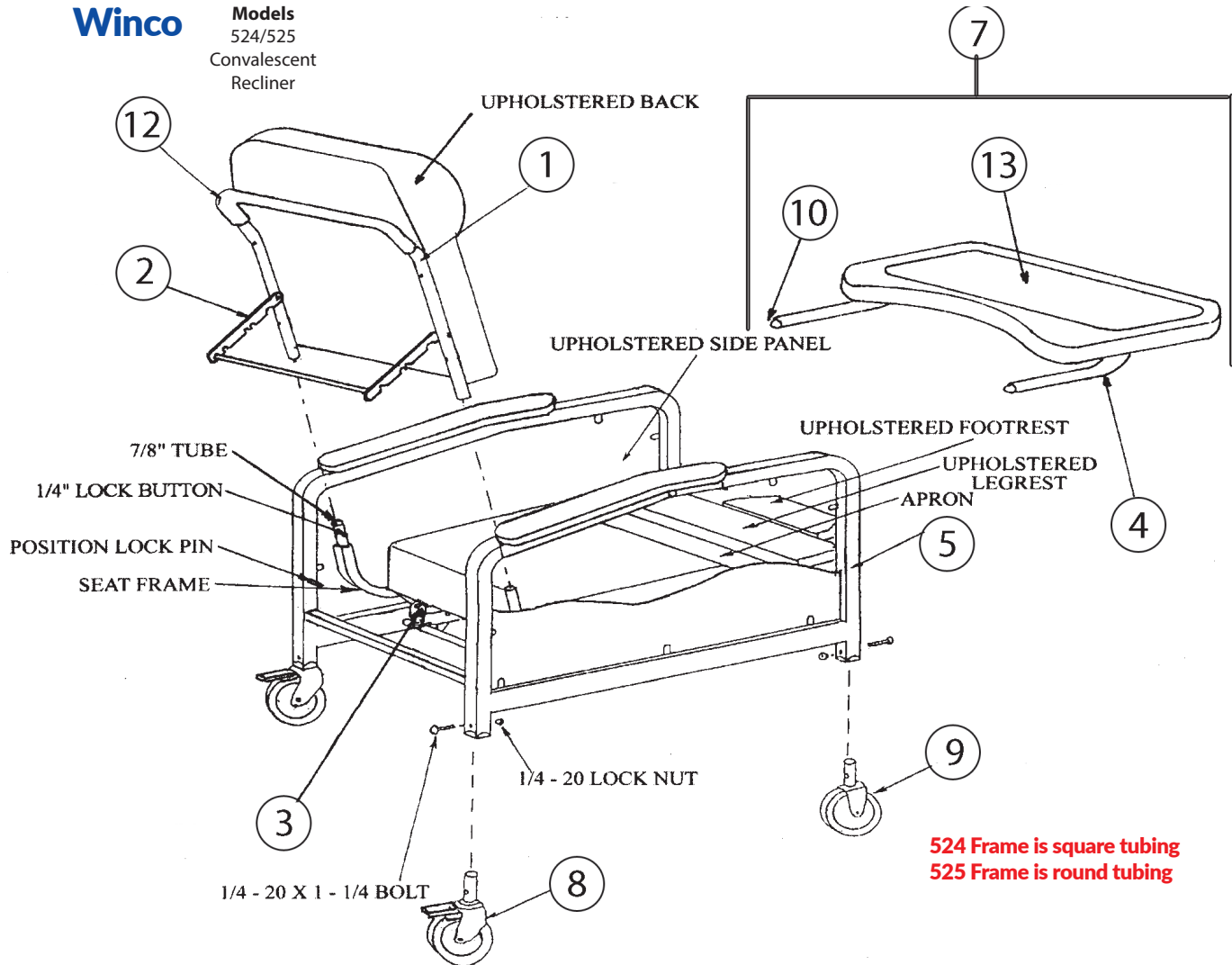
Help is Only A Phone Call Away

If there is an item you are looking for and can not find or have any questions, please feel free to call one of our customer service representatives and they will be happy to assist you. **800-328-5343**

Recliners

Winco

Models
524/525
Convalescent
Recliner



524 Frame is square tubing
525 Frame is round tubing

Fig.	Part #	Description	Price	Fig.	Part#	Description	Price
01	307-670	Back frame	\$69.00 ea.	09	296-203	5" Rigid caster	\$48.48 ea.
	307-671	Slat for apron	\$3.00 ea.	10	307-686	3/4" Black ball glide for tray arms	\$2.62 ea.
02	307-672	Position lock bar	\$50.43 ea.		307-687	3/4" Insert glide for tray arms	\$2.78 ea.
03	307-003	Mechanism left w/ seat rail	\$225.67 pr.	11	297-606	Tube inserts flanged	\$4.42 ea.
		Mechanism right w/ seat rail			297-607	Tube inserts plain	\$2.98 ea.
04	307-675	Tray arm right	\$20.04 ea.	12	307-604	Handgrip foam 24"	Disc.
	307-676	Tray arm left	\$20.04 ea.	13	307-685	Plastic blow molded tray only	\$69.00 ea.
	307-677	Tray arm strap (524)	\$6.30 ea.			Upholstered Items (Specify Color)	
	298-625	Tray arm strap (525 coated)	\$6.48 ea.		298-614-CL	Seat	\$124.60 ea.
05	298-620	Steel main frame (524)	\$247.58 ea.		298-606-CL	Back	\$171.06 ea.
	298-626	Steel main frame (525)	\$291.22 ea.		298-609-CL	Arms (pr)	\$110.73 ea.
07	294-260	Blow molded tray w/arms complete	\$108.66 ea.		298-629-CL	Legrest	Disc.
	307-681	Valco snap button for tray arm right	\$14.32 ea.		298-616-CL	Footrest	Disc.
	307-682	Valco snap button for tray arm left	\$14.32 ea.		298-618-CL	Side Panel	Disc.
08	296-104	5" Swivel caster w/ brake	\$66.86 ea.		298-634-CL	Apron	Disc.

* **Note:** When ordering upholstery specify the color, Royal Blue, Taupe, Moss Green, Hunter Green, Grey, Burgundy, Mauve, Blueridge

Recliners

Visit us online
Ocelco.com
 for additional products & options

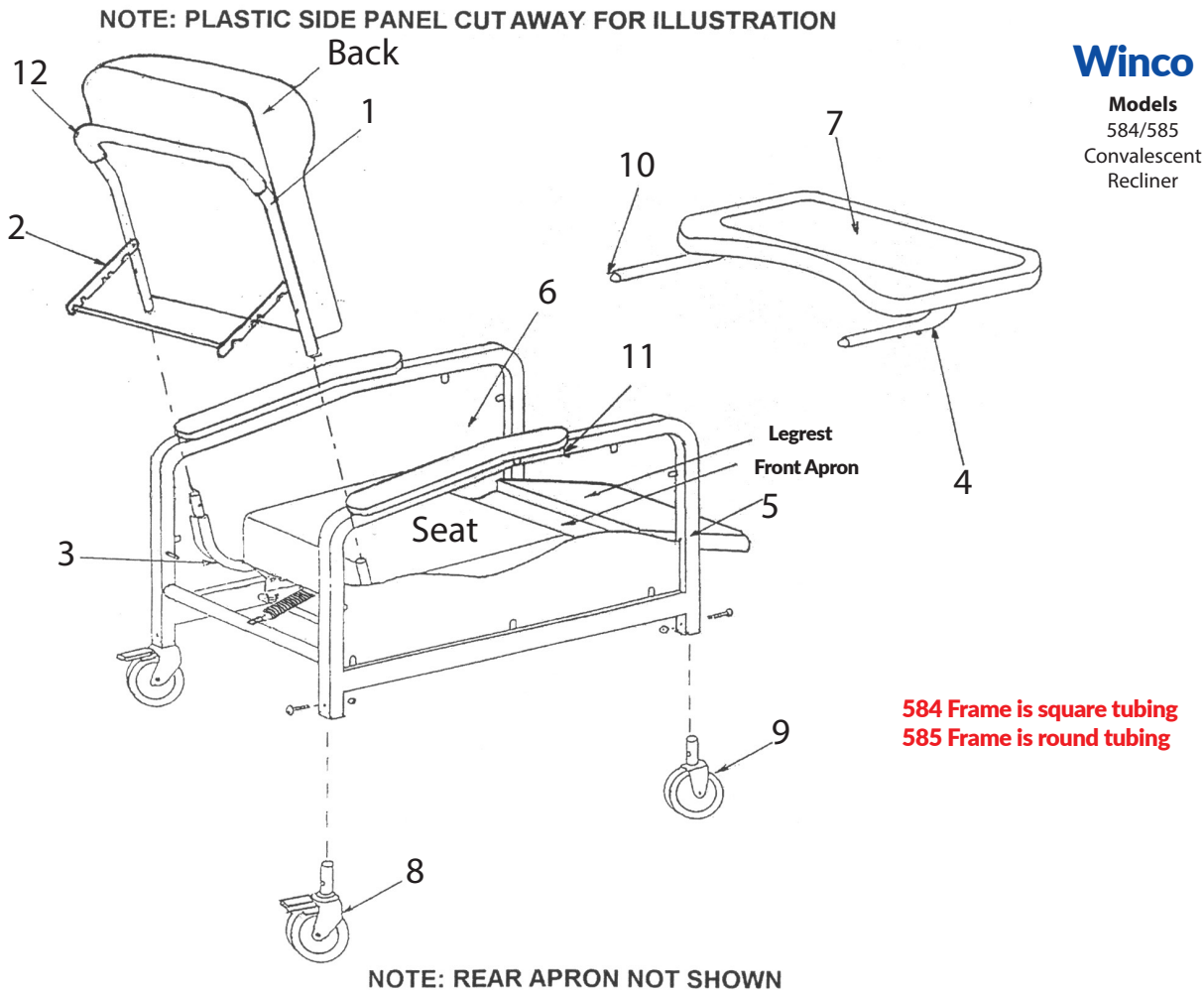
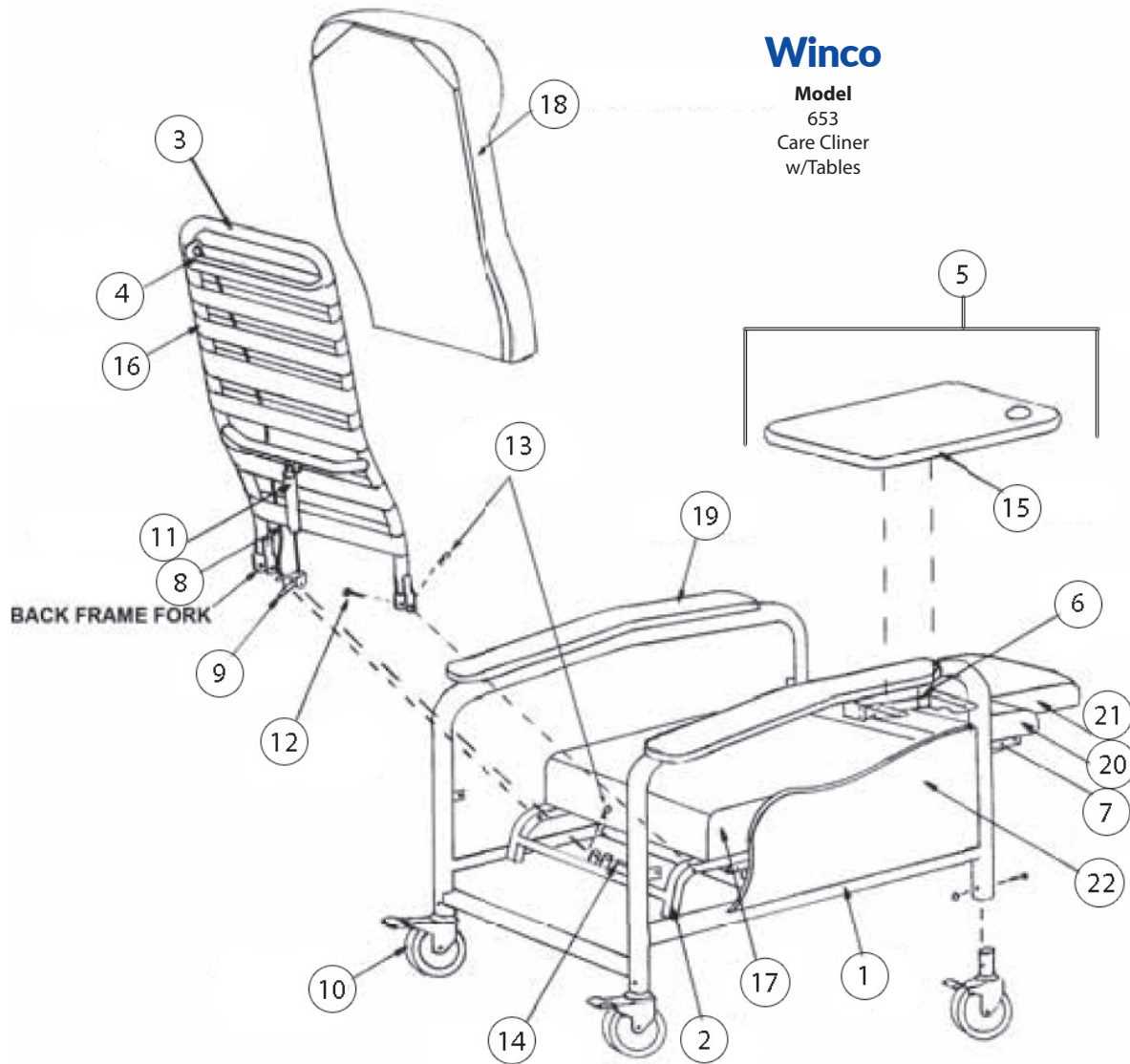


Fig.	Part #	Description	Price	Fig.	Part#	Description	Price
01	307-670	Back frame	\$69.00 ea.	07	294-260	Blow molded tray w/arms complete	\$108.66 ea.
	307-671	Slat for apron	\$3.00 ea.		307-681	Valco snap button for tray arm right	\$14.32 ea.
02	307-672	Position lock bar	\$50.43 ea.		307-682	Valco snap button for tray arm left	\$14.32 ea.
03	307-673	Mechanism left w/ seat rail-584	\$44.15 ea.	08	296-104	5" Swivel caster w/ brake	\$66.86 ea.
	307-674	Mechanism right w/ seat rail-584	\$44.15 ea.	09	296-203	5" Rigid caster	\$48.48 ea.
	307-690	Mechanism left w/ seat rail-585	\$78.40 ea.	10	307-686	¾" Black ball glide for tray arms	\$2.62 ea.
	307-691	Mechanism right w/ seat rail-585	\$78.40 ea.		307-687	¾" Insert glide for tray arms	\$2.78 ea.
04	307-675	Tray arm right	\$20.04 ea.	11	297-606	Tube inserts flanged	\$4.42 ea.
	307-676	Tray arm left	\$20.04 ea.		297-607	Tube inserts plain	\$2.98 ea.
	307-677	Tray arm strap	\$6.30 ea.	12	307-604	Handgrip foam 24"	Disc.
05	307-678	Steel main frame-584	\$247.58 ea.		307-685	Plastic blow molded tray only	\$69.00 ea.
	307-607	Steel main frame-585	Disc.	Upholstered Items (Specify Color)			
06	296-679	Plastic side panel-584	\$22.96 ea.		298-678-CL	Seat	Disc.
	307-608	Plastic side panel left-585	\$47.78 ea.		298-606-CL	Back	\$171.06 ea.
	307-609	Plastic side panel right-585	\$47.78 ea.		298-609-CL	Arms (pr)	\$110.73 pr.
					298-682-CL	Legrest - 584	Disc.
					307-300-CL	Apron	Disc.

* **Note:** When ordering upholstery specify the color, Royal Blue, Taupe, Moss Green, Hunter Green, Grey, Burgundy, Mauve, Bluebridge



Winco

Model
653
Care Cliner
w/Tables

Fig.	Part #	Description	Price
01	Disc. 298-628	Main frame	Disc. \$7.08 ea.
02	298-630	Slat for apron	\$73.88 ea.
03	298-631	Seat Frame	\$250.58 ea.
04	298-632	Back Frame	\$39.11 ea.
	298-633	Release Handle	\$4.56 ea.
	Disc.	5/16" Hinge rod	Disc.
05	298-635	Leg Extensions	Disc.
06	298-636	Side Table Assembly	Disc.
07	298-637	Side Table Hinge	\$19.93 pr.
	298-638	Reclining mechanism, left	\$83.98 pr.
	298-638	Reclining mechanism, right	\$83.98 pr.
08	298-639	Release cable	\$42.07 ea.
09	298-640	Operator lever	\$32.96 ea.
10	296-104	5" Total lock casters	\$66.86 ea.
11	298-641	Gas cylinder	\$56.55 ea.

Fig.	Part#	Description	Price
12	298-642	Clevis pin	\$4.50 ea.
13	298-643	Bow tie cotter pins	\$2.40 ea.
14	298-644	Clevis pin	\$3.33 ea.
15	298-645	Blow molded side table only	\$50.79 ea.
16	298-646	2" Webbing for back	\$14.00 ea.
Upholstered Items (Specify Color)			
17	298-647-CL	Upholstered seat cushion	Disc.
18	298-648-CL	Upholstered back cushion	Disc.
19	298-649-CL	Upholstered armrest	Disc.
20	298-650-CL	Upholstered legrest	Disc.
	298-651	Upholstered legrest-Grey	Disc.
21	298-652-CL	Upholstered footrest	Disc.
	298-653	Upholstered footrest-Grey	Disc.
22	298-656-CL	Upholstered side panel	Disc.
	298-657	Upholstered side panel-Grey	Disc.
	298-654-CL	Upholstered apron	Disc.
	298-655	Upholstered apron-Grey	Disc.

* **Note:** When ordering upholstery specify the color, Royal Blue, Taupe, Moss Green, Hunter Green, Grey, Burgundy, Mauve, Blueridge

Recliners

Visit us online
Ocelco.com
 for additional products & options

Winco

Model
 655
 Drop Arm
 Care Cliner

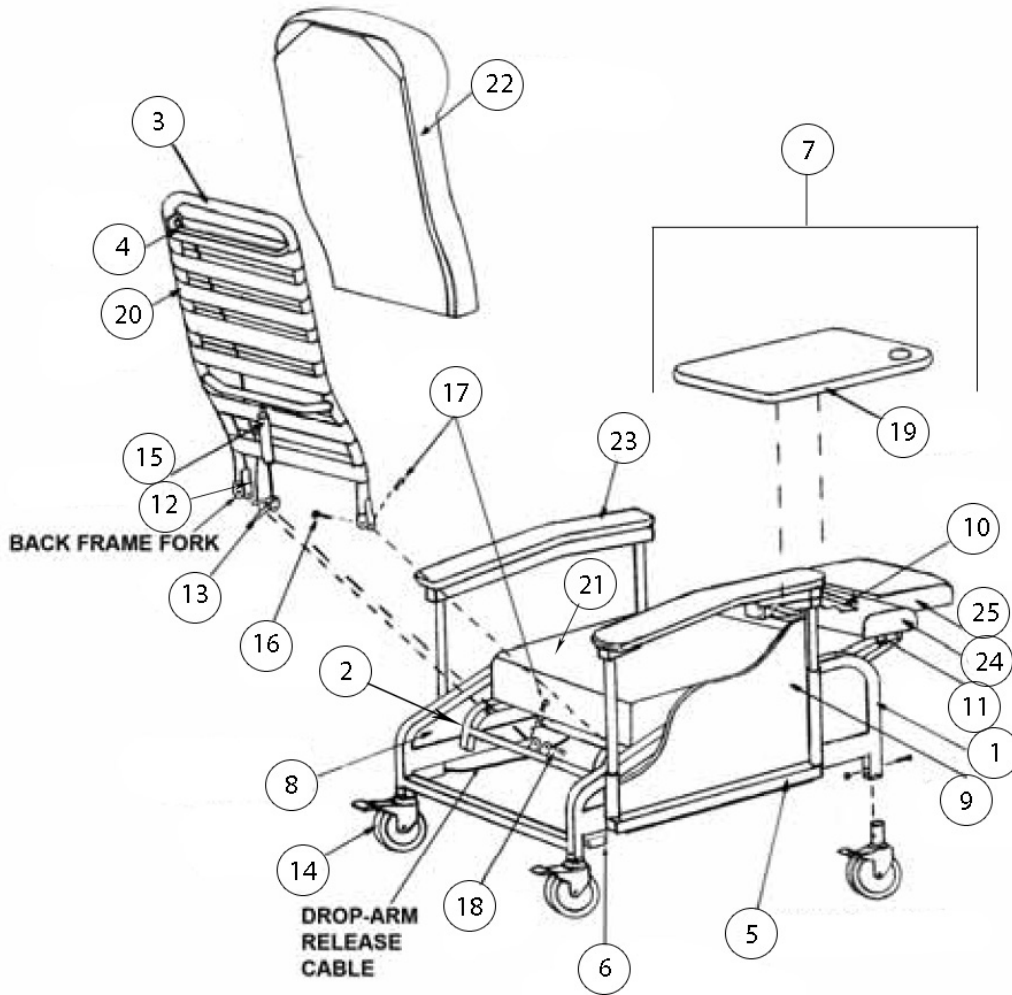


Fig.	Part #	Description	Price	Fig.	Part#	Description	Price
01	298-658	Main frame	\$317.69 ea.	11	298-700	Reclining mechanism, pair	217.23 pr.
	298-628	Slat for apron	\$7.08 ea.	12	298-639	Release cable	\$42.07 ea.
02	298-630	Seat Frame	\$73.88 ea.	13	298-640	Operator lever	\$32.96 ea.
	298-661	Seat frame w/mechanisms	\$278.50 set	14	296-104	5" Total lock casters	\$66.86 ea.
03	298-631	Back Frame	\$250.58 ea.	15	298-641	Gas cylinder	\$56.55 ea.
04	298-632	Release Handle	\$39.11 ea.	16	298-642	Clevis pin	\$4.50 ea.
	298-633	5/16" Hinge rod	\$4.56 ea.	17	298-643	Bow tie cotter pins	\$2.40 ea.
05	298-691	Drop arm right	\$115.24 ea.	18	298-644	Clevis pin	\$3.33 ea.
	298-692	Drop arm left	\$115.24 ea.	19	298-645	Blow molded side table only	\$50.79 ea.
06	298-659	Drop arm release bar	\$93.87 ea.	20	298-646	2" Webbing for back	\$14.00 ea.
	298-660	Drop arm lower brace w/clip	\$44.63 ea.	Upholstered Items (Specify Color)			
07	298-635	Side Table Assembly	Disc.	21	298-647-CL	Upholstered seat cushion	Disc.
08	298-693	Plastic side panel for main frame	\$36.85 ea.	22	298-648-CL	Upholstered back cushion	Disc.
09	298-662	Plastic side panel for drop arm	\$36.85 ea.	23	298-649-CL	Upholstered armrest	Disc.
	298-656-CL	Upholstered side panel	Disc.	24	298-650-CL	Upholstered legrest	Disc.
	298-657	Upholstered side panel-Grey	Disc.		298-651	Upholstered legrest-Grey	Disc.
10	298-636	Side Table Hinge	\$19.93 pr.		298-652-CL	Upholstered footrest	Disc.
					298-653	Upholstered footrest-Grey	Disc.
					298-654-CL	Upholstered apron	Disc.
					298-655	Upholstered apron-Grey	Disc.

* **Note:** When ordering upholstery specify the color, Royal Blue, Taupe, Moss Green, Hunter Green, Grey, Burgundy, Mauve, Blueridge

Recliners

Winco

Model
529
XL Care Cliner
w/Tables

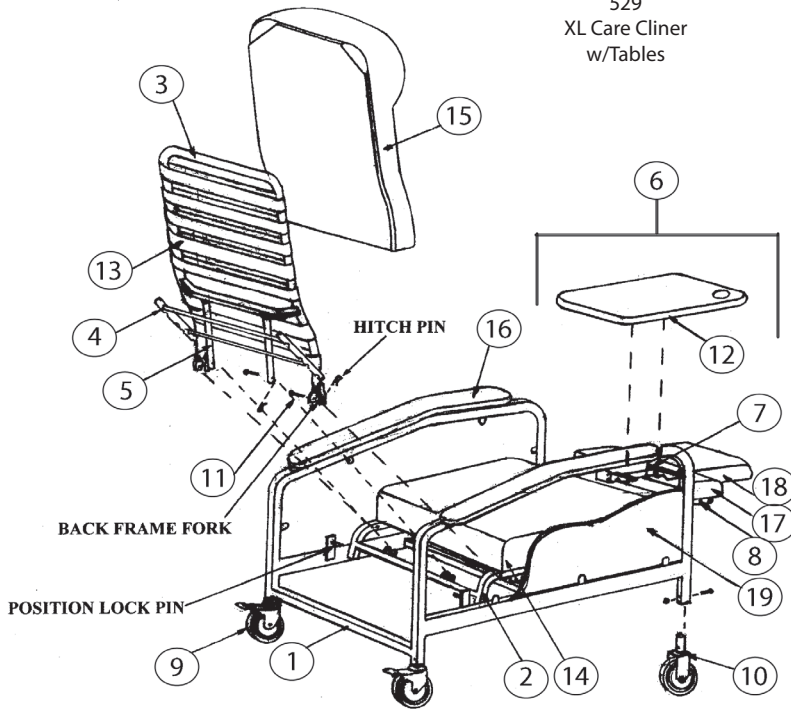


Fig.	Part #	Description	Price
01	Disc. 298-663	Main frame	Disc. \$7.08 ea.
02	298-667 298-668	Slat for apron Seat Frame	\$87.31 ea. \$262.00 set
03	Disc.	Seat Frame w/ mechanisms	Disc.
04	298-664 298-633	Back Frame Position lock bar	\$60.52 ea. \$4.56 ea.
05	298-665	5/16" Hinge rod	\$4.56 ea.
06	298-635	Back support strut	\$34.15 ea.
07	298-636	Side Table Assembly	Disc.
08	298-700	Side Table hinge	\$19.93 pr.
09	296-104	Reclining mechanism, pair	\$217.23 pr.
10	296-203	5" Total lock caster	\$66.86 ea.
11	296-203	5" Rigid caster	\$48.48 ea.
12	298-642	Clevis pin	\$4.50 ea.
13	298-645 298-669	Blow molded side table only Adjustable elastic straps	\$50.79 ea. Disc.
Upholstered Items (Specify Color)			
14	298-670-CL	Upholstered seat cushion	\$158.55 ea.
15	298-671-CL	Upholstered back cushion	\$207.72 ea.
16	298-672-CL	Upholstered armrest	\$82.84 ea.
17	298-673-CL 298-674	Upholstered legrest Upholstered legrest-taupe	\$81.74 ea. Disc.
18	298-675-CL	Upholstered footrest	\$45.74 ea.
19	298-677-CL 298-676-CL	Upholstered side panel Upholstered apron	Disc. Disc.

* Note: When ordering upholstery specify the color, Royal Blue, Taupe, Moss Green, Hunter Green, Grey, Burgundy, Mauve, Blueridge

Winco

Model
654
XL Care Cliner
w/Tables



Fig.	Part #	Description	Price
01	Disc. 298-663	Main frame	Disc. \$7.08 ea.
02	298-667 298-668	Slat for apron Seat Frame	\$87.31 ea. \$262.00 set
03	298-679	Seat Frame w/ mechanisms	\$279.95 ea.
04	298-680 298-633	Back Frame Release Handle	\$15.24 ea. \$4.56 ea.
05	298-639	5/16" Hinge rod	\$4.56 ea.
06	298-635	Release cable	\$42.07 ea.
07	298-636	Side Table Assembly	Disc.
08	298-700	Side Table hinge	\$19.93 pr.
09	298-700	Reclining mechanism, pair	\$217.23 pr.
10	296-104	Operator lever	\$32.96 ea.
11	296-104	5" Total lock caster	\$66.86 ea.
12	298-642	Clevis pin	\$4.50 ea.
13	298-641	Gas cylinder	\$56.55 ea.
14	298-643	Bow tie cotter pins	\$2.40 ea.
15	298-644	Clevis pin	\$3.33 ea.
16	298-645 298-669	Blow molded table only Adjustable elastic straps	\$50.79 ea. Disc.
Upholstered Items (Specify Color)			
17	298-670-CL	Upholstered seat cushion	\$158.55 ea.
18	298-671-CL	Upholstered back cushion	\$207.72 ea.
19	298-681-CL	Upholstered armrest	Disc.
20	298-673-CL 298-674	Upholstered legrest Upholstered legrest-taupe	\$81.74 ea. Disc.
21	298-675-CL	Upholstered footrest	\$45.74 ea.
22	298-677-CL 298-676-CL	Upholstered side panel Upholstered apron	Disc. Disc.

* Note: When ordering upholstery specify the color, Royal Blue, Taupe, Moss Green, Hunter Green, Grey, Burgundy, Mauve, Blueridge

Winco

Model
 657
 XL Drop Arm
 Care Cliner

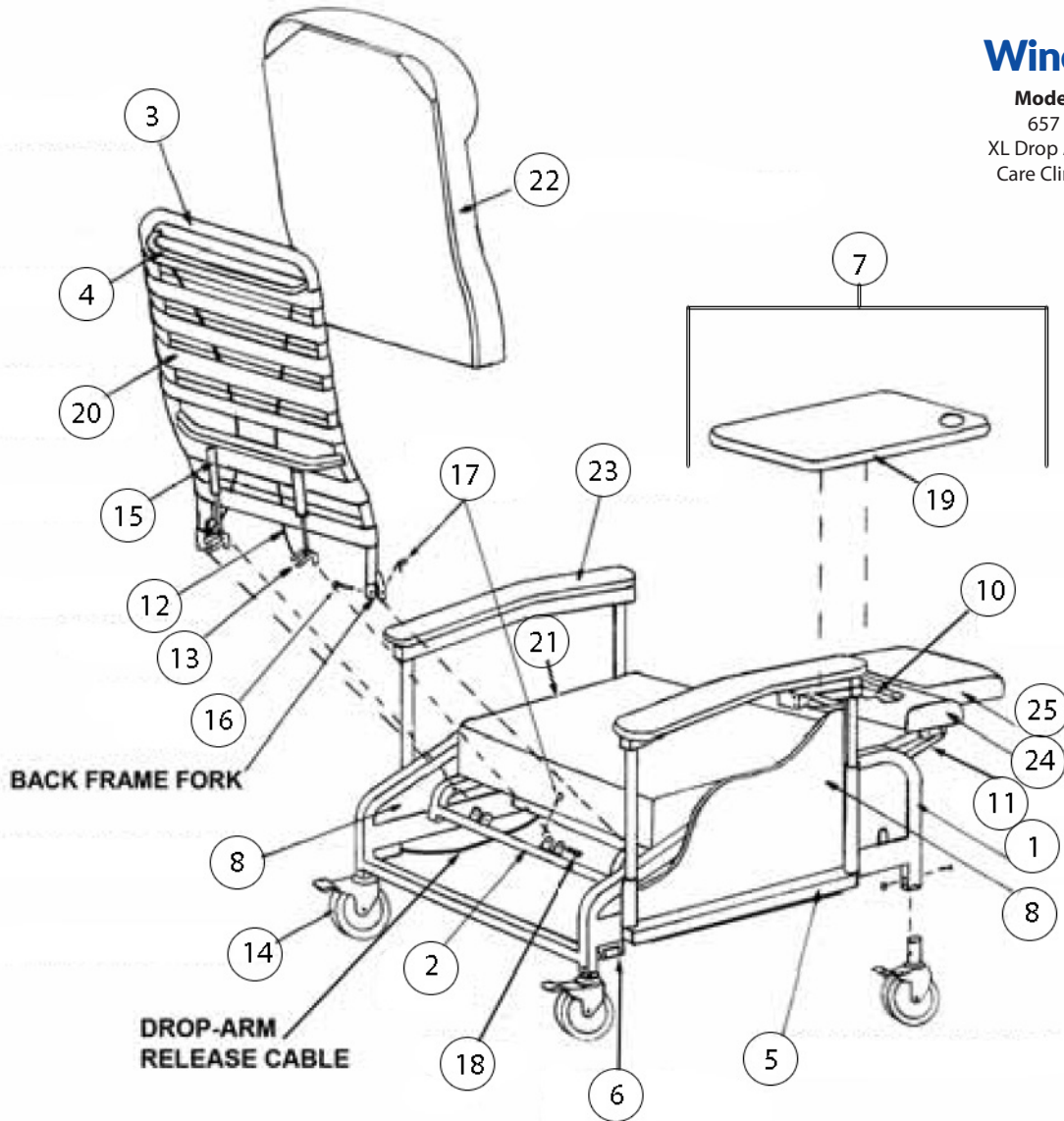


Fig.	Part #	Description	Price
01	298-694	Main frame	\$317.69 ea.
	298-663	Slat for apron	\$7.08 ea.
02	298-667	Seat Frame	\$87.31 ea.
03	298-679	Back Frame	\$279.95 ea.
04	298-680	Release Handle	\$15.24 ea.
	298-633	5/16" Hinge rod	\$4.56 ea.
05	298-691	Drop arm right	\$115.24 ea.
	298-692	Drop arm left	\$115.24 ea.
06	298-659	Drop arm release bar	\$93.87 ea.
07	298-635	Side Table Assembly	Disc.
08	298-693	Plastic side panel for main frame	\$36.85 ea.
	298-677-CL	Upholstered side panel	Disc.
10	298-636	Side Table Hinge	\$19.93 pr.
11	298-700	Reclining mechanism, pair	\$217.23 pr.

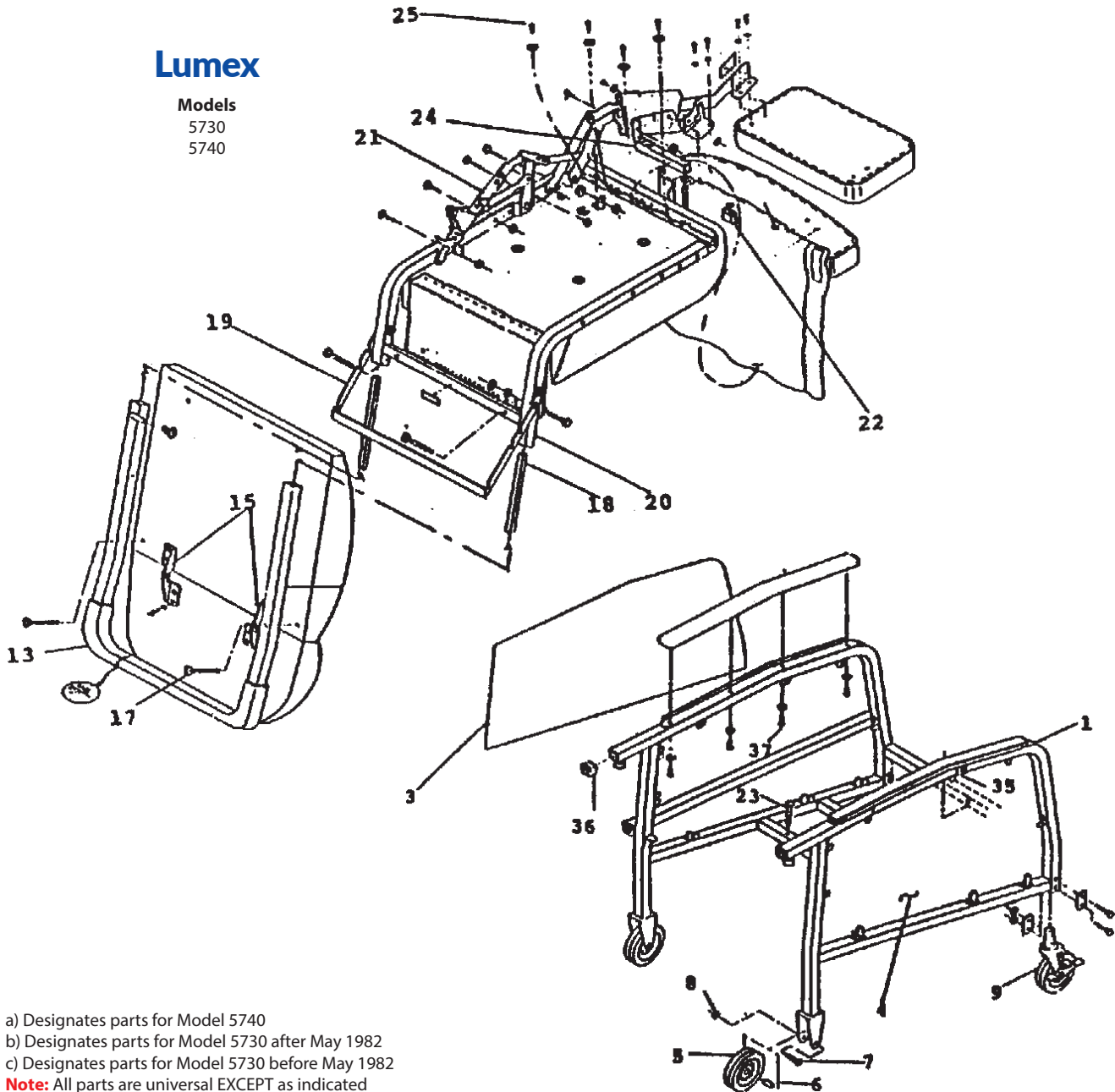
Fig.	Part #	Description	Price
12	298-639	Release cable	\$42.07 ea.
13	298-640	Operator lever	\$32.96 ea.
14	296-104	5" Total lock casters	\$66.86 ea.
15	298-641	Gas cylinder	\$56.55 ea.
16	298-642	Clevis pin	\$4.50 ea.
17	298-643	Bow tie cotter pins	\$2.40 ea.
18	298-644	Clevis pin	\$3.33 ea.
19	298-645	Blow molded side table only	\$50.79 ea.
20	298-646	2" Webbing for back	\$14.00 ea.
Upholstered Items (Specify Color)			
21	298-670-CL	Upholstered seat cushion	\$58.55 ea.
22	298-671-CL	Upholstered back cushion	\$207.72 ea.
23	298-681-CL	Upholstered armrest	Disc.
24	298-673-CL	Upholstered legrest	\$81.74 ea.
	298-674	Upholstered legrest-taupe	Disc.
25	298-675-CL	Upholstered footrest	\$45.74 ea.
	298-676-CL	Upholstered apron	Disc.

* **Note:** When ordering upholstery specify the color, Royal Blue, Taupe, Moss Green, Hunter Green, Grey, Burgundy, Mauve, Blueridge

Recliners

Lumex

Models
5730
5740



- a) Designates parts for Model 5740
 b) Designates parts for Model 5730 after May 1982
 c) Designates parts for Model 5730 before May 1982
Note: All parts are universal EXCEPT as indicated

Fig.	Part #	Description	Price
01	298-222	Main frame assy.	\$135.08 ea.
02a	299-800	Button kit	\$3.87 ea.
3&4	307-208	Grey (Pair) side panels	Disc.
05	296-200	Front wheel	Disc.
06	296-214	Front wheel & bushing	\$5.14 ea.
07	298-901	Front wheel axle	Disc.
08	298-902	Front wheel nut	Disc.
09a	298-918	5" Rear swivel caster	\$86.21 ea.
13	307-215	Back bend / hand grip	\$24.07 ea.
14	307-216	Replacement hand grip	\$22.22 ea.
15	307-217	Back hinge set/hardware	\$24.07 pr.
16	307-218	Pull button for back	\$18.00 ea.

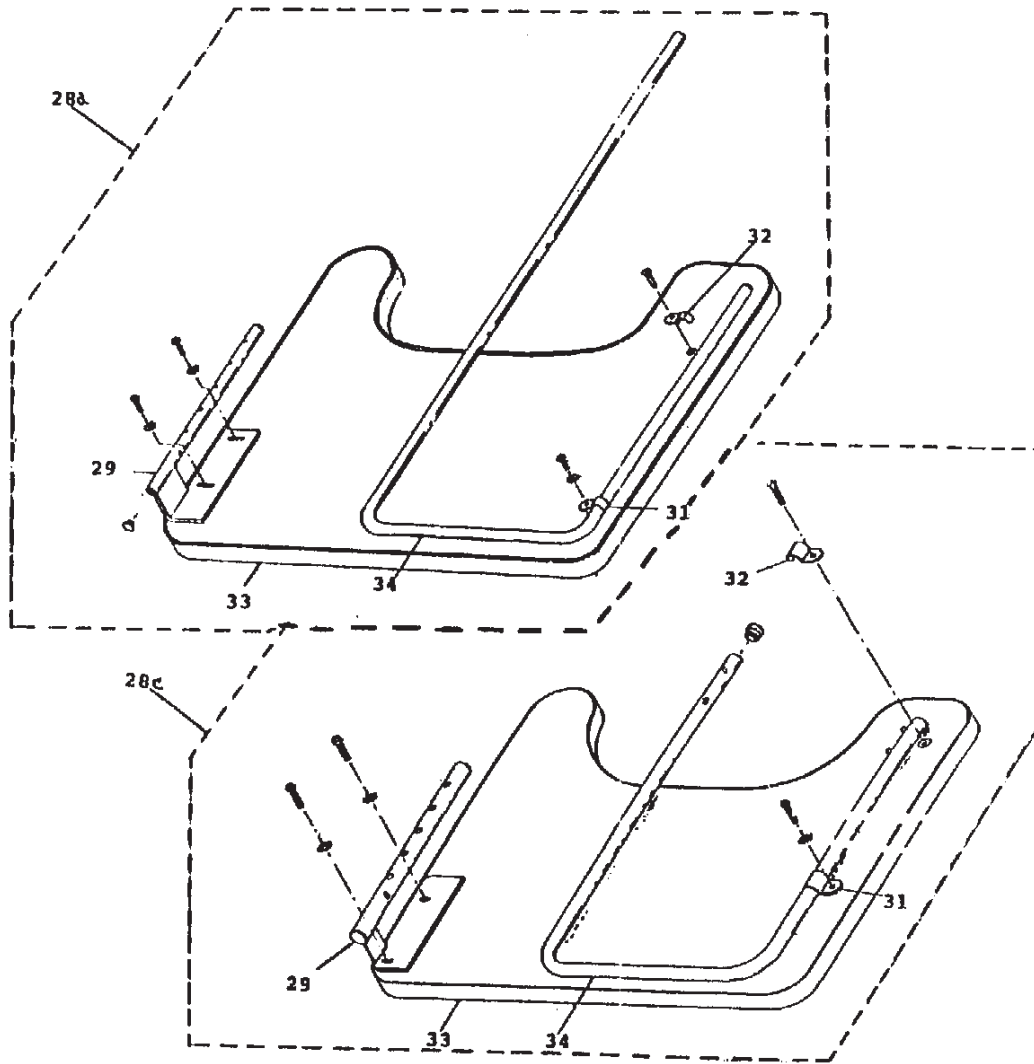
Fig.	Part #	Description	Price
17	307-219	Back att. screws	Disc.
18bc	307-220	Plated insert tubes	Disc.
19	307-221	Back lock/inc. hardware	\$27.28 ea.
20	307-222	Lower back brace	Disc.
21	307-223	Rec. Mechanisms set	\$129.03 pr.
22	307-224	Back brace end cap	Disc.
23	307-225	Hardware pkg. recliner Mechanisms	Disc.
24	307-226	Torque tube assy.	\$18.00 ea.
25	307-227	Hardware pkg. legrest	Disc.
26	298-907	Hardware pkg. skirt/f/r	Disc.
a	307-210	Table lock-out clip	\$16.00 ea.

Recliners

Visit us online
Ocelco.com
 for additional products & options

Lumex

Models
 5730



- a) Designates parts for Model 5740
 - b) Designates parts for Model 5730 after May 1982
 - c) Designates parts for Model 5730 before May 1982
- Note:** All parts are universal EXCEPT as indicated

Fig.	Part #	Description	Price	Fig.	Part #	Description	Price
27	* Replacement Upholstery			30	298-914	Table hardware pkg.	\$16.00 ea.
	307-229	Seat	\$91.94 ea.	31ab	298-915	Table clip	Disc.
	307-230	** Back	\$141.94 ea.	31c	298-801	Table clip	Disc.
	307-231	Footrest	\$28.75 ea.	32ab	Disc.	Counter table clip	Disc.
	307-232	Legrest, front skirt	\$29.78 ea.	32c	298-801	Counter table clip	Disc.
	299-901-CL	Armrest	\$24.95 ea.	33	295-290	Table top only blow molded	\$24.07 ea.
28	307-241	Table top complete (Lavender plastic)	Disc.	34ab	307-249	Table arm assy. wood tray	Disc.
	307-242	Table top complete (Grey plastic)	\$120.97 ea.	34c	307-250	Table arm assy.	Disc.
28ab	307-240	Table top comp (wood)	Disc.	35	Disc.	Bag hook	Disc.
28c	294-291	Table top comp (wood)	Disc.	36	298-917	Square reducer cap	\$1.56 ea.
29	298-913	Table plate hardware	Disc.	37	307-253	Armrest screw	Disc.
				a	307-228	Wood table for Grey frame chair retrofit kit	Disc.

- * **Note:** When ordering upholstery specify the color, Rosewood, Royal Blue, Blue Ridge, Pecan or Terra Cotta
- ** **Note:** When ordering a back for model 5730 you must also order #307-215 & #307-217

Recliners

Lumex

Models
5650
565G
565PG
565WG
565DG
565TG

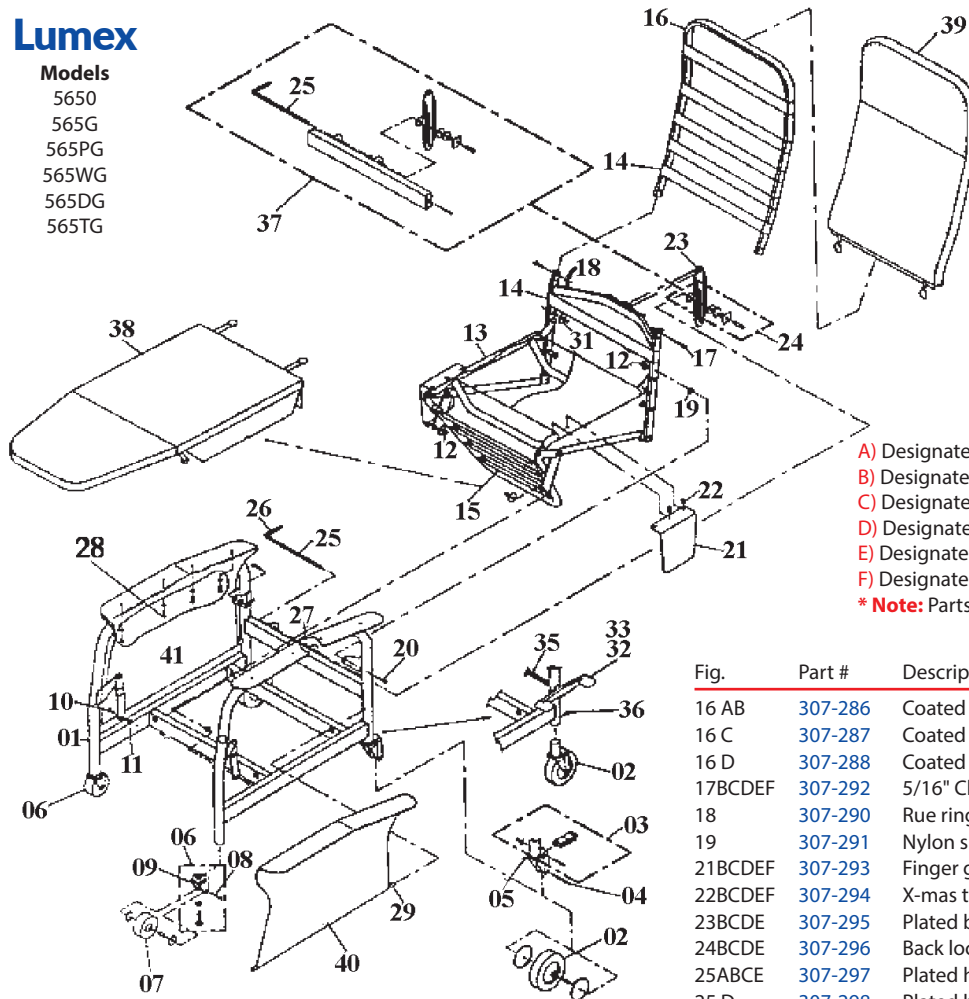


Table Tray Complete



For Models 565, 565T, 565D
281-925 **\$82.86 ea.**
For Petite Models
281-928 **Disc.**
For Wide Models
281-929 **\$141.93 ea.**

- A) Designates parts for 5650 (bolted frame)
- B) Designates parts for 565G (welded frame)
- C) Designates parts for 565Petite
- D) Designates parts for 565Wide
- E) Designates parts for 565Drop Arm
- F) Designates parts for 565Tilt-in-Space
- * **Note:** Parts universal except where indicated

Fig.	Part #	Description	Price
01 B	307-261	Coated/welded main frame assy.	Disc.
01 C	307-262	Coated/welded main frame assy.	Disc.
01 D	307-263	Coated/welded main frame assy.	Disc.
02 ABC	307-264	5" Rear caster wheel	\$35.19 ea.
02 DEF	307-212	5" Total lock swivel caster	\$93.55 ea.
02 DEF	307-213	5" Directional lock swivel caster	Disc.
03 ABC	307-266	Replacement brake kit hardware	\$46.30 ea.
04 ABC	307-267	Rear axle bolt	Disc.
05 ABC	307-268	Rear axle nut	Disc.
06 ABC	307-269	Front 3" caster pts (set)	Disc.
06 D	307-270	5" wheel assembly/wide	\$62.07 ea.
6 BCEF	307-271	4" wheel assembly	\$53.45 ea.
8 ABC	307-273	Front axle bolt	Disc.
9 ABC	307-274	Front axle nut	Disc.
10	307-275	Clevis pin-short	Disc.
11	307-276	Nylon washer	Disc.
12	307-277	Retaining ring	Disc.
13 BE	307-278	Seat/Legrest assembly	\$176.56 ea.
13 A	307-279	Seat/L/R assy. w/back frame	Disc.
13 C	307-280	Seat/Legrest assembly	Disc.
13 D	307-281	Seat/Legrest assembly	Disc.
13F	307-260	Seat/Legrest assembly	Disc.
14 ABCE	307-282	Back webbing	\$14.76 ea.
14 D	307-283	Back webbing wide	Disc.
15 ABC	307-284	Leg support webbing	Disc.
15 D	307-285	Leg support webbing/wide	Disc.

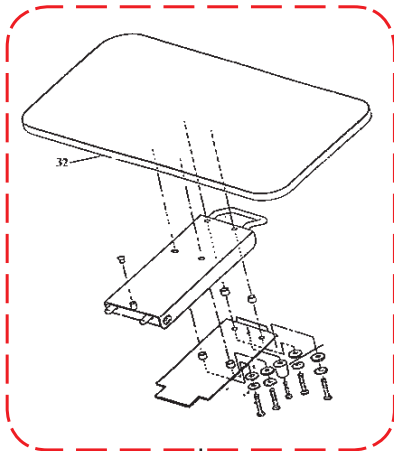
Fig.	Part #	Description	Price
16 AB	307-286	Coated back frame	Disc.
16 C	307-287	Coated back frame	Disc.
16 D	307-288	Coated back frame	Disc.
17BCDEF	307-292	5/16" Clevis pin	\$16.00 ea.
18	307-290	Rue ring	Disc.
19	307-291	Nylon shoulder washer	Disc.
21BCDEF	307-293	Finger guards	Disc.
22BCDEF	307-294	X-mas tree fasteners	Disc.
23BCDE	307-295	Plated brake plate	\$16.00 ea.
24BCDE	307-296	Back lock hardware package	\$51.72 ea.
25ABCE	307-297	Plated handle	Disc.
25 D	307-298	Plated handle	\$25.93 ea.
27	307-150	Shoulder bushing	Disc.
28	307-151	A/R hardware package (2 A/R)	Disc.
29 ABD	307-152	Coated curtain rod	Disc.
29 C	307-153	Coated curtain rod	Disc.
31	307-155	Flat washer	Disc.
32 D	307-156	Left brake lever	\$53.45 ea.
33 D	307-157	Right brake lever	Disc.
34 D	307-158	Nylon flat washer	Disc.
35 D	307-159	Plated brake lock bar	Disc.
36 D	307-160	Locking screw	Disc.
37 A	307-161	Retrofit brake kit	Disc.
Upholstered Items (Specify Color)			
38 AB	307-162	Uph. seat/legrest cushion	\$162.50 ea.
38 C	307-163	Uph. seat/legrest cushion	\$161.29 ea.
38 D	307-164	Uph. seat/legrest cushion	\$221.88 ea.
39 AB	307-165	Uph. back cushion	\$151.61 ea.
39 C	307-166	Uph. back cushion	\$184.38 ea.
39 D	307-167	Uph. back cushion	\$240.63 ea.
40ABCD	307-168	Uph. armrest (left)	\$66.95 ea.
40EF	307-170	Uph. armrest (universal)	\$44.83 ea.
41ABCD	307-169	Uph. armrest (right)	\$66.95 ea.
41EF	307-171	Drop Arm Assembly (left)	\$104.84 ea.
41EF	307-172	Drop Arm Assembly (right)	\$104.84 ea.
Not Pictured			
EF	307-173	Side panel (left), Color	\$60.34 ea.
EF	307-174	Side panel (right), Color	\$60.34 ea.
EF	307-175	Gas spring	\$51.72 ea.
F	307-176	Handle/cable assembly	\$25.93 ea.

Recliners

Visit us online
Ocelco.com
 for additional products & options

Lumex

Model
 5770L



31

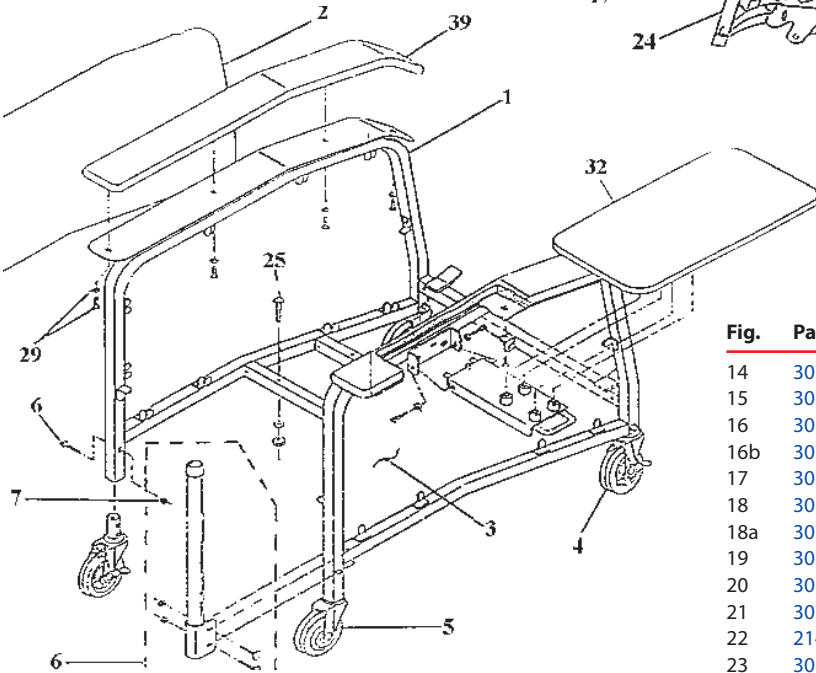
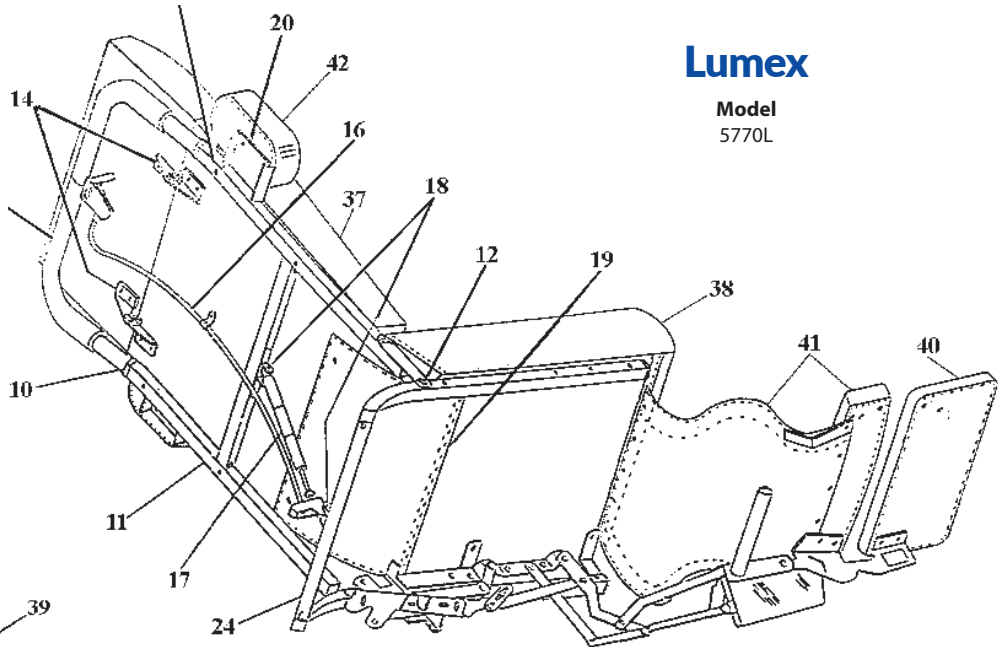


Fig.	Part #	Description	Price
14	307-217	Back hinges/hardware	\$24.07 pr.
15	307-915	Uph. back attaching screws	Disc.
16	307-916	Lever assembly w/Cable bracket	\$33.33 ea.
16b	307-203	Zinc plated lower bracket	\$22.22 ea.
17	307-918	Gas spring	\$51.72 ea.
18	307-292	Clevis pin	\$16.00 ea.
18a	307-290	Rue ring cotter	Disc.
19	307-921	Rear skirt	Disc.
20	307-922	Support plates	Disc.
21	307-923	Screw	Disc.
22	214-204	Lockwasher	Disc.
23	307-294	X-mas tree fasteners	Disc.
24	307-926	Coated lower back brace	Disc.
24b	307-226	Torque tube assembly	\$18.00 ea.
25	307-927	End cap	Disc.
26	307-928	Torque tube assembly	Disc.
28	298-907	Hardware package leg/foot	Disc.
29	307-931	Armrest hardware package	Disc.
31	307-933	Table assembly & hardware	\$46.30 ea.
32	307-934	Table top only	Disc.
33	307-935	Table hardware package	Disc.
34	307-936	Table level package	Disc.
35	307-223	Recliner mechanism set	\$129.03 pr.
Upholstered Items (Specify Color)			
37	307-939	Upholstered back	Disc.
38	307-940	Upholstered seat	Disc.
39	307-941	Armrest	\$40.00 ea.
40	307-231	Footrest	\$28.75 ea.
41	307-943	Legrest/Skirt	\$33.29 ea.
42	307-944	Arm supports (Pair)	\$60.00 pr.

Fig.	Part #	Description	Price
01	307-901	Main frame assy/side panels	Disc.
02-03	307-903	Left and Right side panel	Disc.
04	307-904	Brake caster-top swivel lock	Disc.
05	307-905	Non-brake caster	\$67.24 ea.
06	307-906	Caster attaching bolt	Disc.
07	307-907	Caster attaching nut	Disc.
08	281-924	I.V. pole attach (socket only)	\$33.30 ea.
09	307-909	Push handle/grip	\$22.22 ea.
09b	307-216	Grip only	\$22.22 pr.
10	298-917	Reducer cap	\$1.56 ea.
11	307-911	Back bend assembly	Disc.
12	307-912	Clevis pin	Disc.
13	307-913	Clevis pin clip	Disc.

Invacare Model 6065



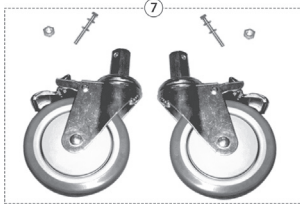
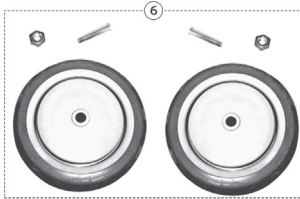




Fig.	Part #	Description	Price
01	307-491	Back Push Bar	\$92.27 ea.
02	307-492	Reclining Mechanism	\$107.65 pr.
	307-400	Ratchet, not shown	\$16.76 ea.
	307-400-WD	Ratchet- Wide, not shown	\$13.00 ea.
03	307-489	Side Panels, 31.8"x16.8"	Disc.
03	307-489-LG	Side Panels, 32.33"x17.24"	\$104.13 pr.
04	307-830	Tray Maintenance	\$38.11 set
05	307-402	Tray Assembly, IH6065A only	\$93.44 ea.

Front Caster Kit contains the following:

06	307-831	2 Casters 2 Panhead stem bolts 2 Nylock nuts	\$83.88 set
----	---------	--	-------------

Rear Locking Caster Kit contains the following:

07	307-832	2 Locking casters 2 Hexhead stem bolt 4 Washers 2 Hex nuts	\$83.88 set
----	---------	---	-------------

Recliner Mechanism Hardware Kit contains the following:

08	307-482	2 M6x35 Phillips screws 2 Washers 2 M6.35x50 Hexhead bolt 2 6.35mm washers	\$12.84 set
----	---------	---	-------------

Plunger Pin Kit contains the following:

09	307-401	Plunger cap Spring Washer	\$7.30 set
----	---------	---------------------------------	------------

Upholstered Items (Specify Color)

10	307-403-CL*	Side Panels, not shown	Disc.
10	307-404-CL*	Back & Headrest for IH6065A	\$288.45 ea.
10	307-405-CL*	Back & Headrest for IH6065DA	\$250.56 ea.
10	307-407-CL*	Back & Headrest for IH6065WD	\$260.84 ea.
11	307-408-CL*	Armrest Assembly	\$44.91 pr.
12	307-409-CL*	Seat w/Footrest Pad & Skirt for IH6065A	\$259.63 ea.
12	307-410-23	Seat w/Footrest Pad & Skirt for IH6065DA - Rosewood	\$259.63 ea.
12	307-411-CL*	Seat w/Footrest Pad & Skirt for IH6065WD	\$259.63 ea.

*Specify Color: Rosewood, Blue Ridge, Jade

Invacare Model 6077A

Fig.	Part #	Description	Price
01	307-445	Back Push Bar	\$92.27 ea.
02	307-449	Reclining Mechanism	\$102.61 pr.
03	307-488	Gas Spring with Handle	\$102.61 set
	307-400	Ratchet, not shown	\$16.76 ea.
04	307-828	Side Panels	\$112.98 pr.
05	307-829	Tray Assembly w/tubes	\$119.71 set
06	307-830	Tray Maintenance	\$38.11 set

Recliner Mechanism Hardware Kit contains the following:

07	307-482	2 M6x35 Phillips screws 2 Washers 2 M6.35x50 Hex head bolt 2 6.35mm washers	\$12.84 set
----	---------	--	-------------

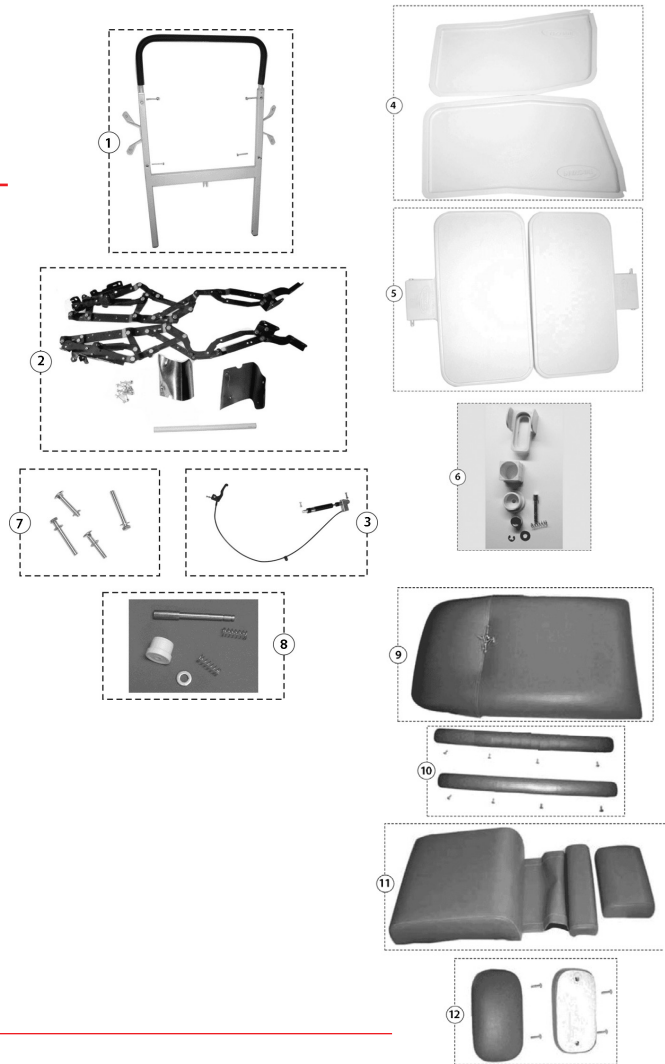
Plunger Pin Kit contains the following:

08	307-401	Plunger cap Spring Washer	\$7.30 set
----	---------	---------------------------------	------------

Upholstered Items (Specify Color)

09	307-413-CL*	Back & Headrest for IH6077A	\$250.56 ea.
10	307-414-CL*	Armrest Assembly	\$70.29 pr.
11	307-415-CL*	Seat w/Footrest Pad & Skirt for IH6077A	\$259.63 ea.
12	307-416-CL*	Wing Pad Upholstery Kit	\$50.14 pr.

*Specify Color: Rosewood, Blue Ridge, Jade



Invacare Model 6074A

Fig.	Part #	Description	Price
01	307-489	Side Panels, 31.8"x16.8"	Disc.
01	307-489-LG	Side Panels, 32.33"x17.24"	\$104.13 pr.
02	307-830	Tray Maintenance	\$38.11 set


Tray Assembly contains the following:

03	307-490	2 Mounting Tubes 6Mx34 Phillips Head Screws	\$93.44 set
----	---------	--	-------------

Upholstered Items (Specify Color)

04	307-493-CL*	Back & Headrest	\$250.56 ea.
05	307-494-CL*	Armrest Assembly	\$44.91 pr.
06	307-495-CL*	Seat with Footrest	\$259.63 ea.

*Specify Color: Rosewood, Blue Ridge, Jade



Walking Aids

drive
MEDICAL DESIGN & MANUFACTURING



Dual Release Folding Walker

Easy to locate/use red button release can be operated by fingers, palm, or side of hand. Cross braces are located near hand grips to allow for full stride. Sturdy 1" diameter anodized, extruded aluminum tubing construction ensures maximum strength while remaining light-weight. Walkers with wheels include rear glide tips, allowing use on all surfaces.

AS LOW AS \$29.95

Specification:	Adult	Junior
Width (overall):	23" (25" with wheels)	23" (25" with wheels)
(inside hand grip):	17"	17"
(inside back leg):	20"	20"
Depth (opened at base):	18" (18½" with 5" Wheels)	18"
Height (highest setting):	39"	32" (34" with 5" wheels)
(lowest setting):	32"	25" (27" with 5" Wheels)
Weight Limit:	300 lbs	300 lbs



Dual Release Folding Walker

Adult, No Wheels	240-122	\$29.95
Junior, No Wheels	240-123	\$31.13
Adult, with 3" Wheels	240-162	\$39.62

Dual Release Folding Walker

Junior, with 3" Wheels	240-163	Disc.
Adult, with 5" Wheels	240-160	\$32.95
Junior, with 5" Wheels	240-161	\$32.95



drive
MEDICAL DESIGN & MANUFACTURING

Single Release Folding Walker

Single-button release allows quick, one hand folding. Cross brace is located near hand grips to allow for full stride. Sturdy 1" diameter anodized, extruded aluminum tubing construction ensures maximum strength while remaining light-weight. Walkers with wheels include rear glide tips, allowing use on all surfaces.



Specification:

	Adult
Width (overall):	23" (25" with wheels)
(inside hand grip):	17"
(inside back leg):	21"
Depth (opened at base):	18½"
Height (highest setting):	32" to 39"
Weight Limit:	300 lbs

Single Release Folding Walker

Adult, No Wheels	240-115	\$37.08
Junior, No Wheels	240-116	\$33.95
Adult, with 5" Wheels	240-166	\$41.37

Dual Palm Release Folding Walker



drive
MEDICAL DESIGN & MANUFACTURING

Palm Release feature is ideal for individuals with limited finger dexterity. Palm release "pops-up" when the walker is open. Sturdy 1" diameter anodized, extruded aluminum tubing construction ensures maximum strength while remaining light-weight.

Specifications:

	Adult	Junior
Width (overall):	27"	27"
(inside hand grip):	19"	19"
(inside back leg):	25"	25"
Depth (opened at base):	18"	18"
Height (highest setting):	39"	32"
(lowest setting):	32"	25"
Weight Limit:	300 lbs	300 lbs

Deluxe Folding Walker

Adult	240-171	\$36.25
Junior	240-172	\$36.50

Oversized Aluminum Folding Walker, Two Button

drive
MEDICAL DESIGN & MANUFACTURING



Folding Walker

Adult	240-114	\$60.62
Junior	240-173	\$62.64

Specification:

	Adult	Junior
Width (overall):	28"	28"
(inside hand grip):	17"	20"
(inside back leg):	25"	25"
Depth (opened at base):	21"	20½"
Height (highest setting):	39"	32"
(lowest setting):	32"	25"
Weight Limit:	500 lbs	500 lbs

Dual Release Folding Walker with 5" Wheels and Tennis Ball Glides

Easy to locate/use button release can be operated by fingers, palm, or side of hand. Cross braces are located near hand grips to allow for full stride. Sturdy 1" diameter anodized, extruded aluminum tubing construction ensures maximum strength while remaining light-weight.

Specification:

Width (overall):	25"
(inside hand grip):	17"
(inside back leg):	20"
Depth (opened at base):	18"
Height (highest setting):	39"
(lowest setting):	32"
Weight Limit:	350 lbs



Easy Release Folding Mechanism


Walker with Tennis Balls	240-177	Disc.
Tennis Ball Glide Extension	250-213	\$14.95 pair
Replacement Pads for Tennis Ball Glides	250-214	\$12.95 4/pkg

Walker Attachments

Walker Attachments fit Drive, Lumex and most walkers with 1" O.D. tubing



A 3" Walker Wheels	250-190	\$11.18 pair
B 5" Wheels with Rear Glide Caps	250-189	\$12.58 pair
C Rear Glide Brake	250-145	\$19.25 pair
D 3" Swivel Walker Wheels	250-110	\$29.77 a pair
E 5" Swivel Lock Walker Wheels	250-186	\$35.93 a pair
F 3" Rubber Wheels with Rear Glide Brakes	250-184	\$25.28 a pair
G Extension Legs	250-182	\$20.20 a set
H 5" Wheels with Extension Legs	250-183	\$32.68 a set



Glide Ski

Durable composite construction ensures long life. Allows walker to slide easily and smoothly over most surfaces. Replaces rubber tip.

Glide Ski 250-181 \$5.95 pair



Walker Tips

Provides stability to walker.
Sold in sets of 4.
Fit 1" O.D. Tubing.

See page 102 for more sizes

Walker Tips 250-202 \$3.75 box



Glide Cover

Glide cover for use over existing rubber tip. Allows walker to glide across most surfaces.

Glide Cover 250-180 \$3.95 pair


Clip-On Walker Basket

For use with most 1" folding walkers. Comes with plastic insert tray and cup holder. Additional inserts sold separately.



Walker Basket	249-212	\$16.20
Inserts	249-213	\$17.26

Glide Cap



Allows walker to slide easily and smoothly over most surfaces. Replaces rubber tip.

Glide Cap 250-179 \$6.24 pair

Walking Aids



ProBasics Deluxe 2 Button Walker



Specification:	Adult	Junior
Width:	17"	17"
Depth:	16"	16"
Height:	32" to 39"	25" to 32"
User Height:	5'4" to 6'6"	4'4" to 5'7"
Weight Capacity:	300 lbs.	300 lbs.
	240-140-SZ	\$27.50 ea.

Court-Side Glides



Features:

Longer lasting than other glide caps.
Ball pops in and out for easy replacement.
No more dangerous slicing of tennis balls.
Weight Capacity: 300 lbs.
Limited lifetime warranty.

Court-Side Glides 250-188 \$21.47 a pair




ProBasics Deluxe 2 Button Walker with Fixed Wheels



Specification:	Adult	Junior
Width:	17"	17"
Depth:	18-1/2"	18"
Height:	32" to 39"	25" to 32"
User Height:	5'4" to 6'6"	4'4" to 5'7"
Weight Capacity:	350 lbs.	350 lbs.
	240-141-SZ	\$35.00 ea.


Tall Leg Extensions



Adjusts to accommodate persons up to 6'6" Tall. Limited lifetime warranty.

Leg Extension
250-167 \$16.93 a set

Tall 3" Wheel Attachments with Rear legs and Glide Tips



Adjusts to accommodate persons up to 6'6" Tall. Limited lifetime warranty.


Fixed Wheel
250-166 \$16.80 a set

13" Rear Leg Extensions with Glide Tips



Use with swivel or fixed wheels. Limited lifetime warranty.

Leg Extension
250-168 \$8.10 a pair



Walker Attachments

Walker Attachments

A	3" Fixed Wheel with Rear Glide Tips	250-121	\$11.67 a pair
B	5" Fixed Wheel with Rear Glide Tips	250-165	\$14.72 a pair
C	3" Swivel Wheel with 13" Rear Leg Extensions w/Glide Tips	250-173	\$43.87 a set
D	3" Swivel Wheel with 13" Cambered SureGlide Brakes	250-171	\$52.27 a set
E	5" Swivel Wheel with 13" Cambered SureGlide Brakes	250-169	\$62.07 a set
F	3" Swivel Wheel with Rear Glide Tips	250-172	\$52.27 a pair
G	5" Swivel Wheel with Rear Glide Tips	250-170	\$47.60 a pair
H	10" Rear Wheel Brakes	250-176	\$30.41 a pair
H	13" Rear Wheel Brakes	250-177	\$24.17 a pair

Walking Aids

Visit us online
Ocelco.com
for additional products & options

Easy Care Folding Walker



Dual folding mechanism is easy to operate with palms or fingers. Ideal for those with limited dexterity. Accommodates all attachments below.

Specifications:	Adult	Youth
Width:	16 1/4"	16 1/4"
Depth:	17"	16"
Height:	34" to 38"	29" to 33"
User Height:	5'4" to 6'2"	4'7" to 5'5"
Weight Capacity:	300 lbs.	300 lbs.

Folding Walker	\$50.73
Adult	240-153
Youth	240-154


Heavy Duty Folding Walker



At only 6.5 pounds, the new Guardian Heavy-Duty Walker is lightweight, yet strong. Accommodates all attachments below.

Specifications:	
Width:	19"
Depth:	16 1/4"
Height:	34" to 38"
User Height:	5'4" to 6'2"
Weight Capacity:	400 lbs.

Folding Walker	240-155	\$95.87
-----------------------	----------------	----------------



Walker Attachments



Walker Attachments (fits over 1" O.D. Tubing)

A	3" Grey Rubber Wheel	250-102	\$27.12 a pair
B	3" Grey Rubber Swivel Wheel	250-122	\$45.82 a pair
C	5" Grey Rubber Wheel	250-100	\$25.62 a pair
D	Standard Leg with Glide Brake	250-106	Disc.
E	3" Grey Rubber Wheel with Brake	250-131	\$32.22 a pair
F	5" Grey Rubber Swivel Wheel	250-148	\$49.22 a pair

Walker Extensions (extends the height adjustments by up to 7")

A & G	Tall 3" Grey Rubber Wheel & Tall Leg Extensions	250-103	\$39.02 a set
B & G	Tall 3" Grey Rubber Swivel Wheels & Tall Leg Extensions	250-101	\$47.52 a set
G	Tall Leg Extensions	250-105	\$25.42 a set


Glide Caps



Glide Caps

Lumex, 1-9/16" O.D., Black	250-156	\$3.95 pr.
Guardian, 1-1/2" O.D., White	250-157	\$2.95 pr.

Glide Caps



Allows walker to slide easily and smoothly over most surfaces. Replaces rubber tip.

Fits walkers with 1" O.D. tubing.

Glide Caps	250-179	\$6.24 pr.
------------	---------	------------

Glide Ski



Glide Ski	250-181	\$5.95 pr.
-----------	---------	------------


Glide Tips



Fits walkers with 1" O.D. tubing.

Glide Tips

Sold Individual	250-226	\$2.68
Carton of 24	250-178	\$64.10



Glide Ski

From carpet to concrete...

Features:

These work, so you don't have to. One size adjusts to fit most walkers. Inserts easily into walker tubing. Thick, high quality material. Stainless steel tightening bolt.

Glide Ski	250-139	\$12.50 pr.
-----------	---------	-------------

Bariatric Walkers

Specifications: Short

Height: 27" to 30"
Overall Width: 28" at bottom of legs (25" at top)
Width: 22" between tubes at top
Depth: 22" at tips (14½" at top)
Weight: 10 lbs.

Weight Capacity: 850 lbs.

Bariatric Short Walker 240-801 \$133.57
Bariatric Standard Walker 240-800 \$136.84
Bariatric Tall Walker 240-802 \$164.47

Standard

Height: 33" to 36"
Overall Width: 28" at bottom of legs (25" at top)
Width: 22" between tubes at top
Depth: 21" at tips (14½" at top)
Weight: 11 lbs.
850 lbs.

Tall

Height: 39" to 42"
Overall Width: 28½" at bottom of legs (25" at top)
Width: 22" between tubes at top
Depth: 22" at tips (14½" at top)
Weight: 12 lbs.
850 lbs.



Bariatric Short Walker




Bariatric Standard Walker



Bariatric Tall Walker

Utility Tips



Utility Tips Standard

Fits 1-1/8" tubes, Box of 4 250-201 \$4.27 box
Fits 1" Tubes, Box of 4 250-202 \$3.75 box
Fits 7/8" Tubes, Box of 4 250-203 \$5.52 box
Fits 3/4" Tubes, Box of 4 250-204 \$4.00 box
Fits 5/8" Tubes, Box of 4 250-205 \$3.75 box
Fits 1/2" Tubes, Box of 4 250-206 \$3.75 box

Utility Tips Deluxe

Fits 1-1/8" tubes, Box of 4 250-220 \$6.42 box
Fits 1" Tubes, Box of 4 250-221 \$5.48 box
Fits 3/4" Tubes, Box of 4 250-223 \$6.84 box
Fits 5/8" Tubes, Box of 4 250-224 \$16.00 box
Fits 1/2" Tubes, Box of 4 250-225 \$8.84 box

Walker Forearm Attachment

250-114
\$56.48



Walker Pouch



Walker Pouch 249-1CL \$21.36

Specify color from page 159

Velcro Mounted Walker Basket

Size: 16" x 5-3/4" x 7"



Walker Basket 249-200 \$17.00

Flip Tray



Flip Tray 249-201 \$33.65

Walker Padded Hand Grips



Enhance standard walker hand grips with these highly comfortable, antibacterial lightweight padded covers. One size fits all standard walkers. Made in the USA

251-114-CL \$19.90 pr.

Available Colors: Solid: Pink, Red, Purple, Royal Blue, Grey, Black, Prints: Leopard, Camo

Walker Side Bag



Stretch walker bag with side pocket. Water proof, stain resistant and bacteria resistant. 9"W x 10"L, one size fits all standard walkers. Made in the USA

251-132-CL \$24.92 ea.

Walking Aids

Visit us online
Ocelco.com
for additional products & options



**AS LOW
AS
\$9.75**

Standard Canes

Many different styles of canes are available. We have displayed the most popular ones. If you are looking for something different please call and we will be happy to find what you need.

Cane

A Adjustable, Offset Handle Cane	241-200	\$9.75
B Adjustable, Standard Handle Cane	241-201	\$10.20
C Adjustable, Folding Cane, Black	241-203-BK	\$19.63
D Cane Seat, Weight Capacity: 250 lbs	241-103	\$26.67



Quad Cane

Features:

One button height adjustments.
No assembly required.

Weight Capacity: 300 & 700 lbs.

Quad Cane, 300 lbs Weight Cap.

Small Base	241-101	\$13.95
Large Base	241-100	\$16.37

Quad Cane Heavy Duty, 700 lbs Weight Cap.

Small Base	241-813	\$29.95
Large Base	241-814	\$34.95



Heavy Duty Single Point Cane

Non-adjustable, fixed height, custom-made to customers specifications. Double-tubed from tip to tip for added strength. Foam grip handle.

Weight Capacity: 700 lbs.

Note: Specify Height, measure from floor to top of hand grip.

Cane 241-801 \$78.57



Flex 'N Go Cane Tip

The Flex 'N Go is a special tip that can be added to almost any cane for enhanced stability and superior balance. The tip provides 3 points of contact with the ground.

Installation Tool Included

250-231 \$31.63




Free Standing Quad Cane Tip

Allows cane to stand upright on its own. Provides better balance and stability with a 4 pronged base. For use with 3/4" canes.



250-230 \$17.05



Cane Ice Tip

Safer walking in ice or snow. Easy flip up design when not in use. Attaches easily on all canes and crutches.

250-136 \$6.67

Crutch Accessory Kit

NEW PRODUCT



Contains:

1 pair Underarm Cushions (8 1/2" x 7/8")
Hand Grips (4" x 3/4")
Tips (7/8")

Accessory Kit 250-228 \$11.98

Cane Grips



Rubber Grip \$9.06
7/8" Black 251-109

Hand Grip




Hand Grip
Closed 251-104 \$3.22 pr.
Split 251-105 Disc.

Underarm Pad



251-103 \$5.50 pr.

Hoyer Patient Lift



**Joerns
Hoyer**
Model # HPL402

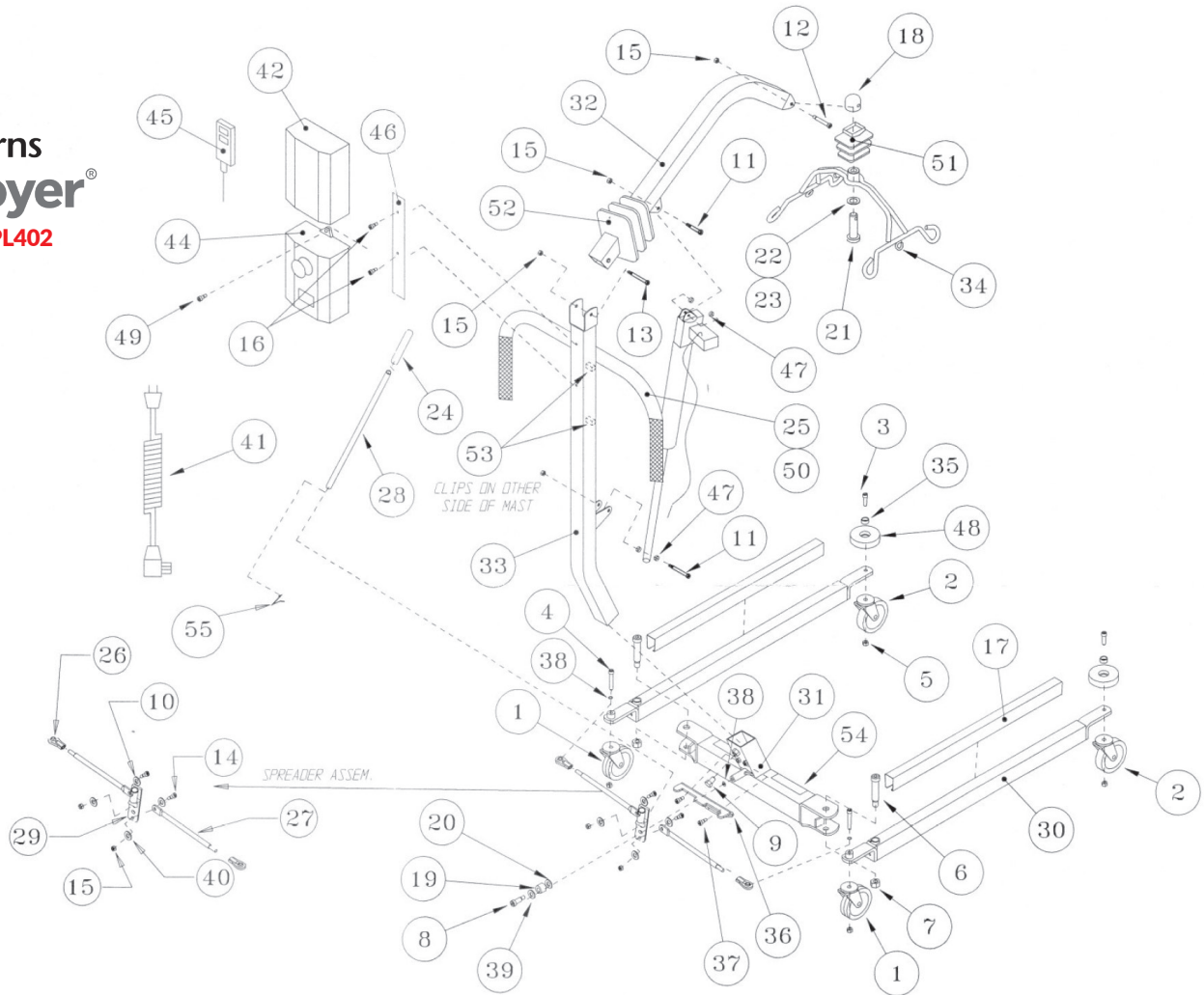


Fig.	Part #	Description	Price
1	300-137	3" Dual Wheel Caster w/Brake	Disc.
2	300-138	3" Dual Wheel Caster w/o Brake	\$67.67 ea.
3	300-139	Screw (3/8-16 x 1 1/2")	\$4.33 ea.
4	300-140	Screw (3/8-16 x 2 1/2")	\$11.08 ea.
5	300-331	Lock Nut (3/8")	\$5.26 ea.
6	300-127	Bolt (5/8-11 x 2 3/4")	\$27.93 ea.
7	300-141	Nut (5/8-11)	\$3.09 ea.
8	300-134	Bolt (3/8-16 x 1")	\$10.14 ea.
9	300-142	Bolt (1/2-13 x 3/4")	\$12.70 ea.
11	300-143	Bolt (5/16-18 x 1 3/4")	\$6.06 ea.
12	300-144	Bolt (5/16-18 x 2")	\$6.18 ea.
13	300-145	Bolt (5/16-18 x 2 1/2")	\$8.78 ea.
14	300-146	Bolt (5/16-18 x 3/8")	\$14.88 ea.
15	300-147	Nut (5/16-18)	\$0.64 ea.
16	300-148	Screw (10-32 x 3/8")	\$2.53 ea.
17	300-149	Plastic Scuff Guard	\$39.24 ea.
18	300-151	Pivot Spacer for Cradle	\$28.39 ea.
19	300-124	Spring Spacer (1/2" x 1" x 3/4")	\$35.19 ea.
20	300-153	Washer (1" x 17/32" x 1/16")	\$4.58 ea.
22	300-155	Thrust Washer	\$16.32 ea.
24	300-105	Black Plastic Grip	\$19.30 ea.
25	300-159	Foam Grip	\$25.70 ea.
26	300-205	Tie Rod End	\$20.61 ea.
28	300-161	Spreader Handle	\$39.56 ea.
29	300-206	Adjusting Lever	\$35.19 ea.
30	300-164	Base Leg	\$99.85 ea.
31	300-165	Center of Base	\$206.41 ea.
32	300-167	Boom Only	\$143.94 ea.

Fig.	Part #	Description	Price
33	300-168	Mast Only	\$144.02 ea.
34	300-169	Cradle Only	\$152.65 ea.
35	300-207	Leg Bumper Spacer	\$4.07 ea.
36	300-170	Spreader Lock	\$24.07 ea.
37	300-171	Screw (1/4-20 x 3/4")	\$6.62 ea.
38	300-172	Washer (5/8 x 3/8" x 1/16")	\$1.93 ea.
39	300-173	Washer (91.00 x .530 x .062)	\$2.62 ea.
40	300-174	Washer (3/4 x 5/16" x 1/16")	\$0.49 ea.
41	300-175	Power Cable	\$65.52 ea.
42	300-184	Battery Box	\$242.19 ea.
43	300-185	Actuator	\$817.19 ea.
44	300-186	Control Box	\$500.00 ea.
45	300-187	Hand Set	\$151.31 ea.
46	300-188	Mounting Bracket for Control Box	\$64.31 ea.
47	300-189	Washer (5/8" x 3/8" x 1/8")	\$3.16 ea.
48	300-190	Front Leg Bumper	\$58.16 ea.
49	300-191	Mounting Screw for Battery & Control Box	\$0.73 ea.
50	300-208	Plug (7/8")	\$3.09 ea.
51	300-192	Cradle Boot	\$46.30 ea.
52	300-193	Mast/Boom Boot	\$58.62 ea.

Hoyer Patient Lift

Visit us online
Ocelco.com
 for additional products & options



Model # HML400

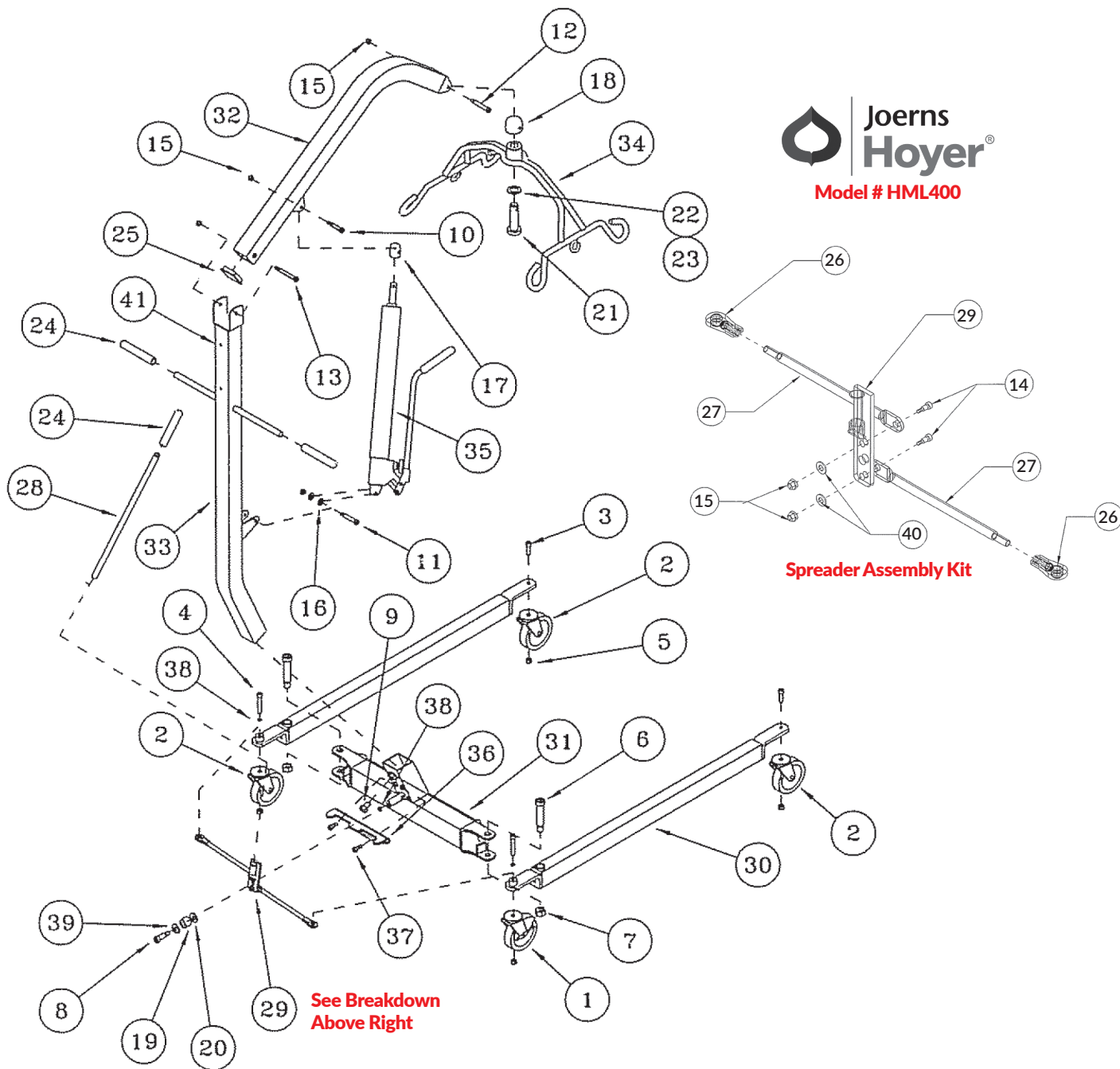


Fig.	Part #	Description	Price	Fig.	Part #	Description	Price
1, 4, 5, 38	300-258	Kit, caster, rear, w/brake	\$169.61 ea.	2, 3, 5	300-264	Kit, caster, front w/o brake	\$53.14 ea.
1-9, 14, 15, 19, 20, 24, 26-31, 36-40	300-259	Kit, base complete	\$735.75 ea.	2, 4, 5, 38	300-265	Kit, caster, rear w/o brake	\$56.53 ea.
				24	300-266	Kit, grips (set of 4)	\$11.56 ea.
				24, 28	300-267	Kit, spreader handle	\$36.94 ea.
				35	300-176	Kit, Jack assembly	\$334.33 ea.
10, 12, 13, 15, 25, 32	300-260	Kit, boom and hardware	\$235.59 ea.	4, 11, 13, 15, 16, 33, 41	300-268	Kit, mast and hardware	\$202.95 ea.
10-13, 15-17	300-261	Kit, hardware, jack/boom	\$43.81 ea.	4, 8, 14, 15, 19, 20, 24, 26-29, 36-40	300-269	Kit, spreader assembly	\$218.20 ea.
12, 15, 18, 21, 22	300-262	Kit, hardware, cradle	\$44.83 ea.				
12, 15, 18, 21, 22, 34	300-263	Kit, cradle, complete	\$166.00 ea.				

Hoyer Patient Lift



Model # HPL600

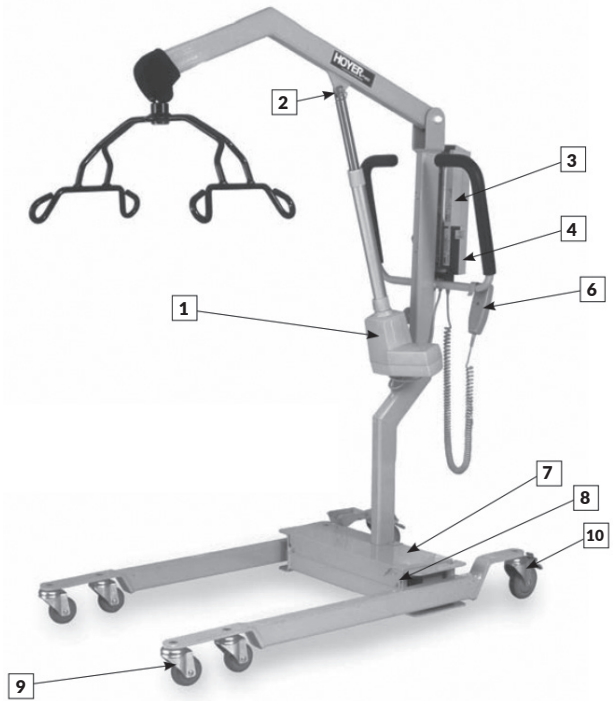
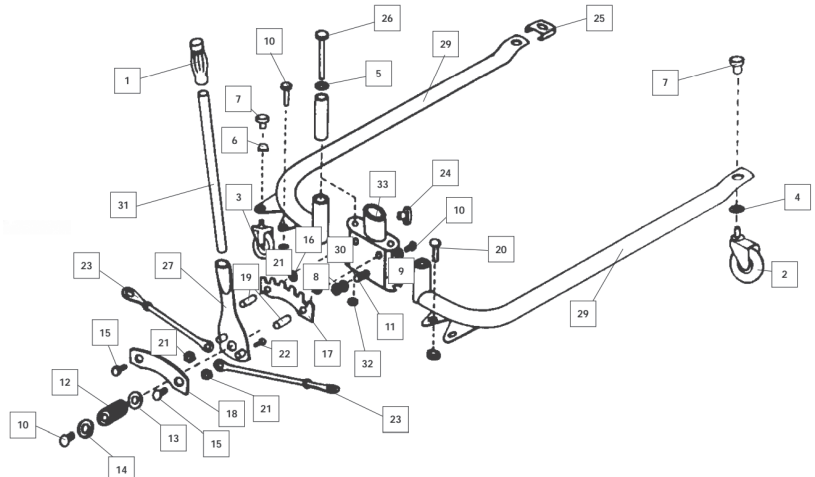
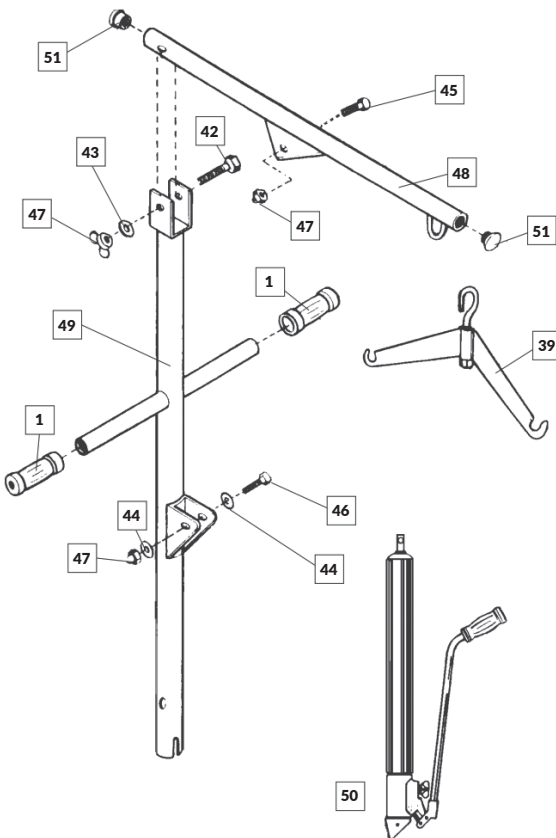


Fig.	Part #	Description	Price
1	300-195	Actuator	\$1,593.00 ea.
	300-196	Clevis Pin (10 x 38.5)	Disc.
3	300-184	Battery Box	\$242.19 ea.
4	300-197	Control Box	\$312.19 ea.
5	300-175	Power Cable	\$65.52 ea.
6	300-198	Hand Set	\$258.29 ea.
7	300-199	Actuator in Base	\$596.79 ea.
8	300-200	Clevis Pin (Base Actuator)	Disc.
9	300-201	Front Caster	\$146.16 ea.
10	300-202	Rear Locking Caster	\$322.52 ea.



Model # C-HLA

Fig.	Part #	Description	Price
1	300-105	Hand Grip, Black Plastic	\$19.30 ea.
7	300-116	Caster Nut, Chrome	\$18.90 ea.
10	300-114	Leg Pivot Bushing	\$16.20 ea.
12	300-124	Spring Spacer	\$35.19 ea.
15-19	300-283	Latch Plate Hardware Kit	\$43.76 ea.
2, 4, 7	300-109	4" Caster, Front w/o Brake	\$44.17 ea.
20-23, 8	300-284	Tie Rod Hardware Kit	\$91.84 ea.
24	300-119	Mast End Lock	\$17.70 ea.
25	300-120	Base Leg End Cap	\$15.54 ea.
28, 29	300-129	Chrome Base Legs Left & Right	\$447.76 pr.
3, 4, 7, 6	300-110	4" Chrome Caster w/Brake	\$48.48 ea.
31	300-130	Chrome Handle w/Grip	\$46.20 ea.
32, 26, 24, 30,	300-288	Center Channel Hardware Kit	\$133.87 ea.
33, 10, 5			
39	300-150	24" Powder Coated V Bar	\$131.44 ea.
42-47	300-157	Boom Hardware Kit	\$23.56 ea.
48	300-162	Chrome Boom	\$242.19 ea.
49	300-158	48" Chrome Mast Standard	\$313.43 ea.
50	300-176	Chrome Hydraulic Jack w/Twist Knob Release	\$334.33 ea.
51	300-166	End Cap	\$11.00 ea.
8, 9, 11-14	300-282	Adjusting Lever Hardware Kit	\$31.41 ea.



Hoyer Patient Lift

Visit us online
Ocelco.com
 for additional products & options

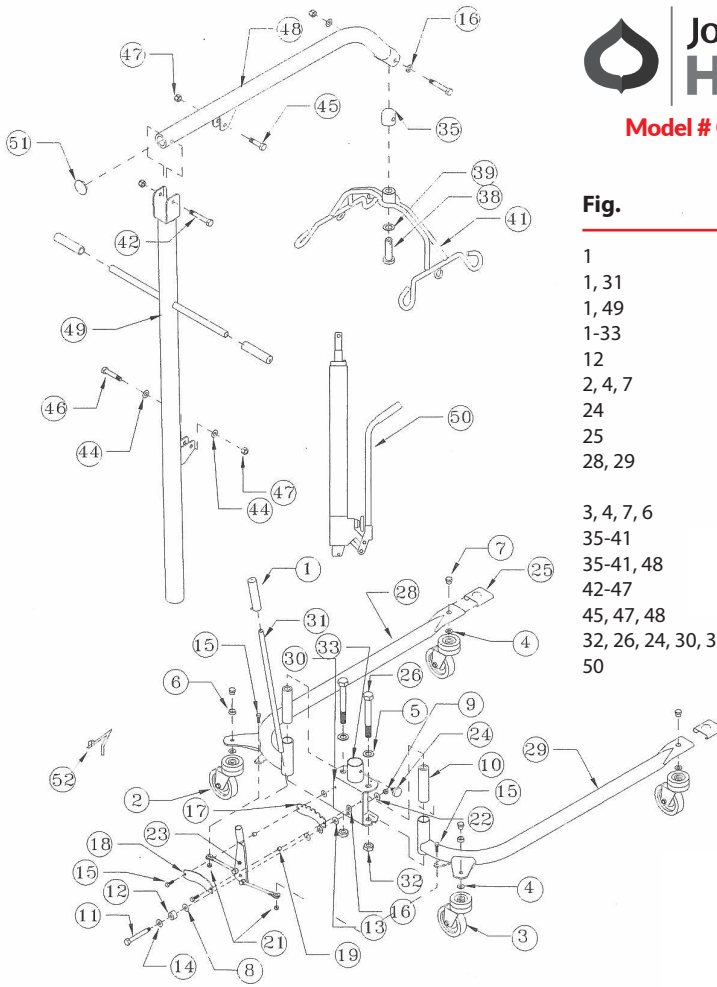


Fig.	Part #	Description	Price
1	300-105	Hand Grip, Black Plastic	\$19.30 ea.
1, 31	300-130	Chrome Handle w/Grip	\$46.20 ea.
1, 49	300-158	48" Chrome Mast Standard	\$313.43 ea.
1-33	300-131	"U" Base Assembly	\$616.62 ea.
12	300-124	Spring Spacer	\$35.19 ea.
2, 4, 7	300-109	4" Caster, Front w/o Brake	\$44.17 ea.
24	300-119	Mast End Lock	\$17.70 ea.
25	300-120	Base Leg End Cap	\$15.54 ea.
28, 29	300-129	Chrome Base Legs Left & Right	\$447.76 ea.
3, 4, 7, 6	300-110	4" Chrome Caster w/Brake	\$48.48 ea.
35-41	300-135	Cradle Assembly	\$228.13 ea.
35-41, 48	300-181	Retro Fit Boom & Cradle	\$325.51 ea.
42-47	300-157	Boom Hardware Kit	\$23.56 ea.
45, 47, 48	300-136	Boom Tube Assembly	\$242.19 ea.
32, 26, 24, 30, 33, 10, 5	300-288	Center Channel Hardware Kit	\$133.87 ea.
50	300-176	Chrome Hydraulic Jack w/Twist Knob Release	\$334.33 ea.

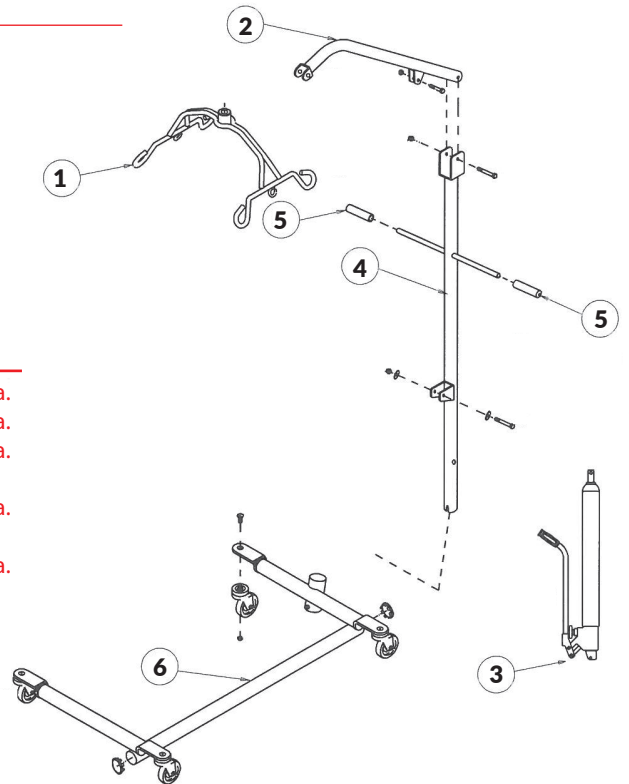



Fig.	Part #	Description	Price
1	300-135	Cradle Assembly	\$228.13 ea.
2	300-136	Boom Tube Assembly	\$242.19 ea.
3	300-176	Chrome Hydraulic Jack w/Twist Knob Release	\$334.33 ea.
4	300-158	48" Chrome Mast, Standard	\$313.43 ea.
5	300-266	Grips (Set of 4)	\$11.56 ea.
6	300-204	"C" Base Assembly	\$946.91 ea.

Hoyer Lift Slings



4-Point Slings

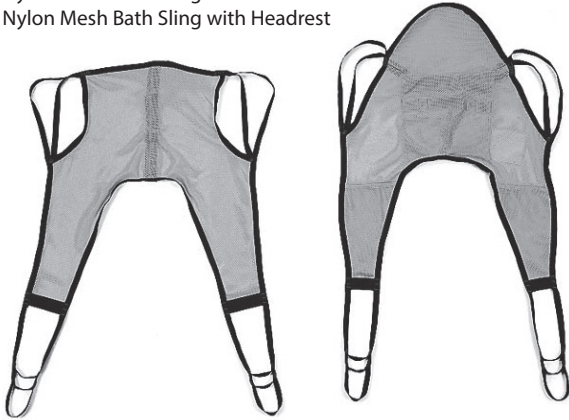
Durable polyester with closed-cell foam padding for comfort. Bathing slings are fast draining and drying nylon mesh. One-piece slings provide easy position adjustment of patient.

Features:

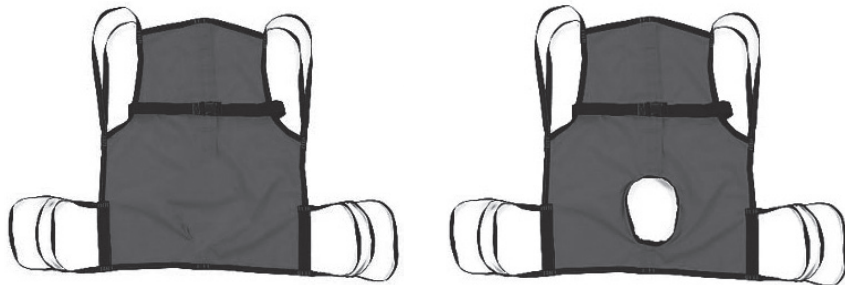
- 4-point position slings for a secure, safe & comfortable transfer.
- No chains...No more swing or sway.
- Special "U" shape allows easy on and off of patient.
- Semi-rigid design won't bunch up, protecting fragile bones or tissue and giving comfort and security.
- Leg straps unhook and quickly withdraw for toileting.
- Slings fit all Hoyer Lifters with 4-point cradle, reducing sling inventory.

Note: Slings are for Hoyer® Lifters with 4-Point attaching cradle ONLY, if you want to use these slings on the Classic Hoyer® Lifter you must convert your lifter with a Retro-Fit Kit on page 106.

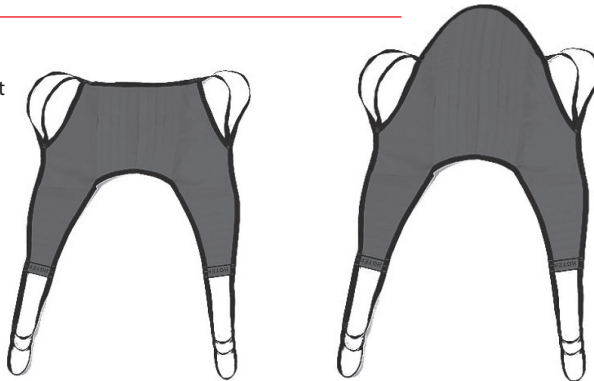
Nylon Mesh Bath Sling and
Nylon Mesh Bath Sling with Headrest



One-Piece Sling with Positioning Strap and
One-Piece Commode Sling with Positioning Strap



Padded U-Sling and
Padded U-Sling with Headrest



\$616.00

Hydraulic Patient Lifter

Painted 302-120 \$616.00
Chrome 302-122 \$619.81



Hoyer® Versatile

Features:

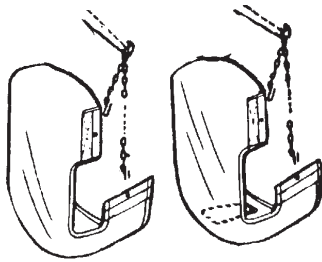
- Non-sway cradle increases patient stability.
- Same durable rectangular tubing construction found on more expensive lifters.
- Full travel height range allows lifting from floor.
- Easy to adjust base legs lock securely into open and closed positions.
- Disassembles for easy storage.
- Manufactured by the most recognizable name in patient lifting.
- Accommodates Hoyer 4-point slings and traditional slings.
- Weight Capacity:** 400 lbs.
- Convenient rotating pump handle allows operation from both sides of lifter.
- Priced for reimbursement.

Nylon Bathing Sling, Grey	\$121.95
Small	301-609
Medium	301-608
Large	301-607
Extra Large	301-612
Nylon Bathing Sling, Grey	\$131.95
Small with Headrest	301-615
Medium with Headrest	301-614
Large with Headrest	301-613
One-Piece Sling, Green	\$134.95
Small	301-632
Medium	301-631
Large	301-630
One-Piece Sling, Green	\$134.95
Small with Commode	301-635
Medium with Commode	301-634
Large with Commode	301-633
Padded U-Sling, Green	\$146.95
Small	301-625
Medium	301-624
Large	301-623
Extra Large	301-622
Padded U-Sling, Green	\$155.95
Small with Headrest	301-629
Medium with Headrest	301-628
Large with Headrest	301-627
Extra Large with Headrest	301-626
Heavy-Duty Nylon Lifter Sling	\$179.95
600 lb Weight Capacity	301-438

Hoyer Lift Slings

Visit us online
Ocelco.com
for additional products & options

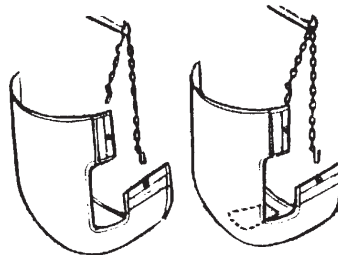
Note: Slings and Parts are for Original Hoyer Lifters



One Piece Seat, High Back

- 301-X12 Without commode \$84.50 ea.
- 301-X13 With commode opening \$84.50 ea.
- 301-501 Set of chains \$70.69 pr.

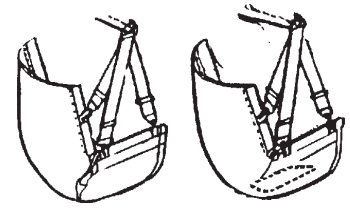
Replace the "X" in the part with one of the following numbers: (2) Dacron Mesh, (4) Polydura.



One Piece Seat, Low Back

- 301-X08 Without commode \$80.32 ea.
- 301-X09 With commode opening \$80.32 ea.
- 301-501 Set of chains \$70.69 pr.

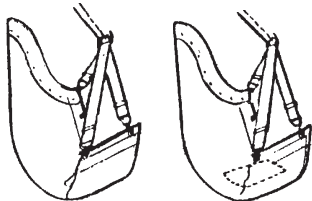
Replace the "X" in the part with one of the following numbers: (2) Dacron Mesh, (4) Polydura.



Comfort Seat Less Head Support

- 301-X10 Without commode \$80.32 ea.
- 301-X11 W/commode opening \$80.32 ea.
- 301-504 Web straps \$56.90 pr.

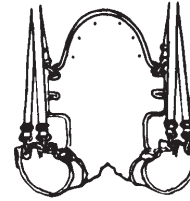
Replace the "X" in the part with one of the following numbers: (2) Dacron Mesh, (4) Polydura.



Comfort Seat w/ Head Support & Wire


- 301-X06 Without commode \$85.17 ea.
- 301-X07 With commode opening \$83.50 ea.
- 301-504 Web straps \$56.90 pr.

Replace the "X" in the part with one of the following numbers: (2) Dacron Mesh, (4) Polydura.



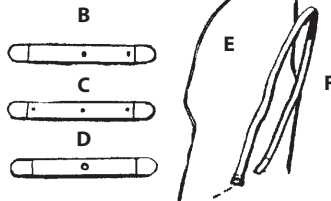
One-Piece split sling with commode opening and wire insert head support. Polydura only.

- 301-425 Sling/Straps Disc.



Set of two comfort seat straps to be used with 301-X06, 301-X07, 301-X10, 301-X11, 301-424 and 301-425.

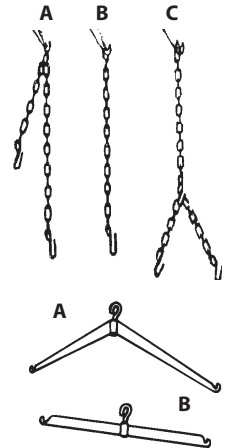
- 301-504 \$56.90 pr.



- B 301-510 Top bars, 10" long 2 holes
- C 301-511 Bottom bar, 12" long 3 holes
- D 301-512 Top & Bottom bar, 1 hole
- E 301-513 Wire for head support for 301-X06, 301-X07 & 301-425
- F 301-514 Restraint strap with velcro closing

- Disc.
- \$13.73 ea.
- Disc.
- Disc.
- Disc.

- A. Set of two chains to be used only with 301-X08, 301-X09, 301-X12 and 301-X13.
301-501 \$70.69 pr.
- B. Set of two chains to be used with 301-X01 and 301-X02.
301-502 Disc.
- C. Set of two chains to be used with pool lifters.
301-503 \$65.52 pr.
- A. 24" standard swivel "V" bar, powder-coated.
300-150 \$131.44 ea.
- B. 18" straight swivel bar, powder-coated.
300-154 \$264.69 ea.



Classic Hoyer®

The Hoyer Lifter is designed to safely and comfortably transfer a person from bed to chair, commode or car protecting both the person being transferred and the attendant from strain or injury. Designed for easy operation, Hoyer lifters are available with interchangeable adjustable "U" or nonadjustable "C" bases with a chrome finish.

Maximum Weight Capacity: 400 lbs.

Hydraulic Patient Lifter

- "U" Base 302-110 \$544.00
- "C" Base 302-111 \$744.00



\$544.00





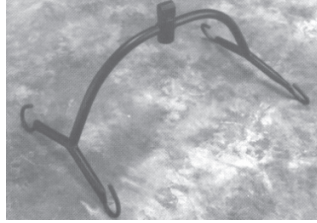
Partner Retro-Fit Kits

Convert your Original Hoyer Lifter to the New Hoyer Partner Lifter

Partner Retro-Fit Boom and Cradle.
Converts Original Hoyer Lifter model numbers, C-HLA, P-HLA, E-C-HLA, E-P-C-HLA and C-HLA-RB
Finish: Apple Red/Black

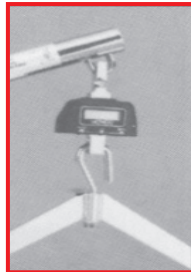
Retro Fit Kit 300-181 \$325.51

Original Hoyer Lifters



Hoyer Partner

Hoyer Classic



Hoyer Partner 300-853 \$819.00 ea.
Hoyer Classic 300-851 \$1,206.85 ea.

Hoyer Digital Scale



Features:

Fast, easy-to-use and accurate.
Simple push-button operation.
Digital readouts in pounds up to 600 lbs. or in kilograms up to 272 kg.
High contrast display automatically shuts off after one minute to conserve battery life.


Hoyer digital scale attachments.

Maximum weight capacity: 600 lbs.
Display: Liquid Crystal Digital. Hold and Auto Shut Off: After one minute.
Power: 9v battery. Battery life: Approximately 3,000 readings.
Finish: Black

Padded Spreader Bar Cover

Cover your hard metal spreader bar with a foam pad for patient comfort. Made with durable naugahyde and 1/2" foam. This pad easily attaches with velcro to spreader "V" bars on patient lifters.

Color: Tan



Spreader Bar Cover 300-183 \$7.50

Pro Plus Electronic Stretcher Scale

Heavy-duty, chrome plated steel construction with full bed width legs for stability and safety. Large wheels for convenient mobility. Exclusive, Pro Plus microprocessor motion-detection technology. Rechargeable battery and charger included. Operator efficient, electronic control console offers easy access to 1/2" LED display, auto zero, auto tare, auto re-weigh and weight lock in. Hoyer lifters, the industry standard for reliability and durability. Extra-wide stretcher for comfortable, fast patient placement; designed to avoid interference with life support systems.



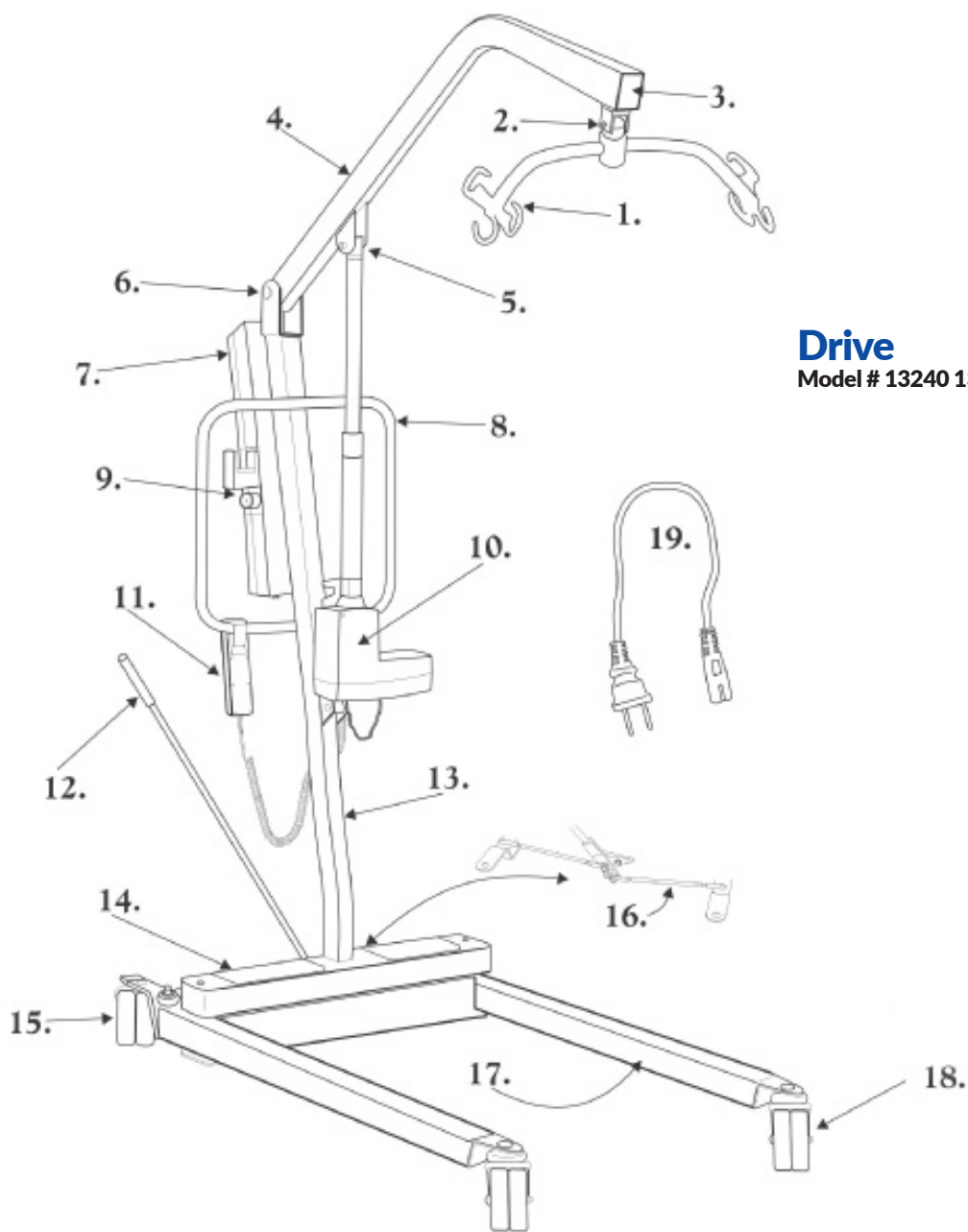
Lifter Scale 304-302 \$2,986.90

Warranty:

Full two year / Full one year on battery.

Drive Patient Lift

Visit us online
Ocelco.com
 for additional products & options



Drive
 Model # 13240 13242

Fig.	Part #	Description	Price	Fig.	Part #	Description	Price
01	300-904	4/6 Point Cradle	Disc.	10	300-941	Actuator	\$858.21 ea.
02	300-946	Cradle Attachment Bolt	\$17.26 ea.	11	300-942	Hand Control	\$195.08 ea.
03	300-947	Square Frame Plug	\$17.26 ea.	12	300-944	Spreader Bar	\$17.26 ea.
04	300-940	Upper Mast Boom	\$107.82 ea.	12	300-945	Spreader Bar Handle	\$17.26 ea.
05	300-948	Upper Bolt for Actuator	\$17.26 ea.	13	300-938	Mast	\$145.69 ea.
06	300-949	Mast Hinge Bolt	\$24.87 ea.	13	300-939	Lower Mast	\$95.52 ea.
07	300-950	Battery Pack	\$267.67 ea.	14	300-955	Footplate	\$59.24 ea.
07	300-951	Battery Cell Only (13242)	\$67.43 ea.	15	300-956	Caster with Lock	\$26.72 ea.
		Removable Battery		16	300-957	Base Actuating Rod	\$115.44 pr.
08	300-952	Push Handle	\$28.85 ea.	17	300-943	Base	\$563.87 ea.
09	300-953	External Battery Charger	\$420.90 ea.	18	300-958	Caster without Lock	\$33.81 ea.
09	300-954	Control Box	\$522.39 ea.	19	300-959	Power Cord	\$57.07 ea.

Drive Patient Lift

Drive Model # 13010

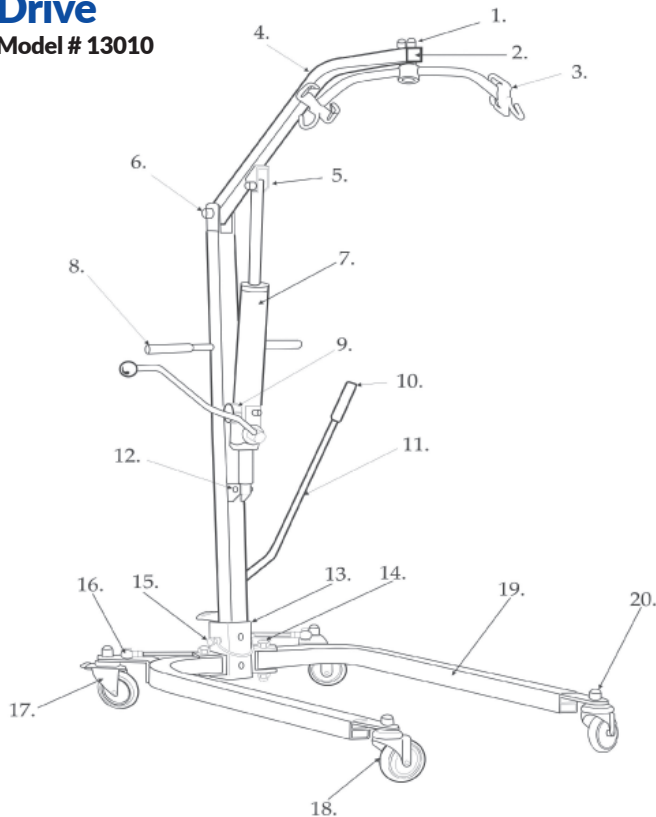
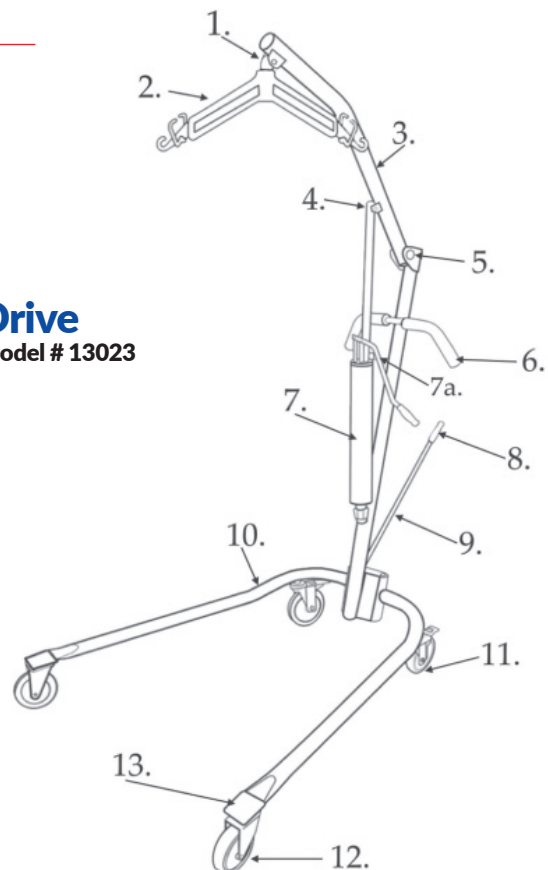


Fig.	Part #	Description	Price
01	300-907	Cradle Attachment Bolt	\$15.00 ea.
02	300-908	Frame Plug	\$17.26 ea.
03	300-904	4/6 Point Cradle	Disc.
04	300-900	Boom	Disc.
04	300-901	Upper Mast	Disc.
04	300-902	Lower Mast	Disc.
05	300-909	Upper Bolt for Pump	\$15.00 ea.
06	300-910	Mast Hinge Bolt	Disc.
07	300-903	Pump	\$334.60 ea.
08	300-911	Push Handle	\$18.74 ea.
08	300-912	Hand Grip Set	\$27.02 ea.
09	300-913	Pump Adjustment Knob	\$17.26 ea.
10	300-914	Spreader Bar Handgrip	\$17.26 ea.
11	300-905	Spreader Bar	\$38.65 ea.
12	300-915	Lower Bolt for Pump	\$15.00 ea.
13	300-916	Mounting Sleeve for Mast	\$17.26 ea.
14	300-917	Bolt & Nut for Base	\$15.00 ea.
15	300-918	Cotter Pin for Mast	\$17.26 ea.
16	300-919	Actuating Rod	\$31.09 ea.
17	300-920	Caster with Lock	\$37.11 ea.
18	300-921	Caster without Lock	\$29.78 ea.
19	300-906	Base	Disc.
20	300-922	Bolt Cap	Disc.

Fig.	Part #	Description	Price
01	300-960	Hanger Attachment Bolt	\$15.00 ea.
02	300-927	4/6 Point Cradle	\$113.77 ea.
03	300-923	Mast (Complete)	\$163.03 ea.
03	300-924	Upper Mast	\$72.21 ea.
03	300-925	Lower Mast	\$116.82 ea.
04	300-930	Pump Attachment Bolt	\$17.26 ea.
05	300-931	Mast Hinge Bolt	\$15.00 ea.
06	300-932	Push Handles	\$17.26 ea.
07	300-926	Pump	\$378.25 ea.
07	300-933	Release Lever	\$17.26 ea.
08	300-934	Spreader Bar Handle	\$17.26 ea.
09	300-929	Spreader Bar	\$17.26 ea.
10	300-928	Base	\$456.72 ea.
11	300-935	Caster with Lock	\$43.02 ea.
12	300-936	Caster without Lock	\$31.48 ea.
13	300-937	Base Tip Cover	\$17.26 ea.

Drive Model # 13023





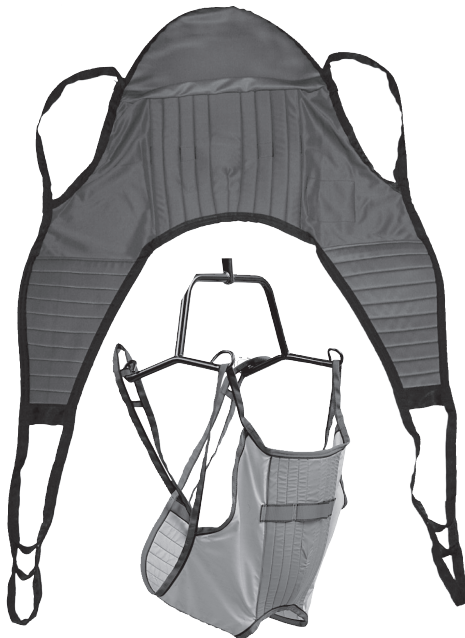
Drive Full Body Patient Sling

Features:

Designed to support an individual during lift and transfer procedures. Slings easily attach to lift.
 Slings are reinforced at all points for added safety.
 Material is durable, resists deterioration from exposure to moisture and laundering.
 The edging is soft yet durable with reinforced stitching for safety.
 Slings are constructed with high back section that provides additional support for the head and neck and a padded under thigh section for comfort.
 Limited 6 month warranty.

Patient Slings

Medium Mesh (compares to Invacare R110)	301-451	\$79.95
Large Mesh (compares to Invacare R111)	301-452	\$79.95
Medium Solid (compares to Invacare R112)	301-453	\$84.95
Large Solid (compares to Invacare R113)	301-454	\$84.95
Extra Large Solid (compares to Invacare R117)	301-450	\$95.95
Medium Mesh with Commode (compares to Invacare R114)	301-455	\$91.75
Large Mesh with Commode (compares to Invacare R115)	301-456	\$91.75
Extra Large Mesh with Commode (compares to Invacare R116)	301-457	\$91.75



Drive Padded U-Sling Patient Sling

Features:

Durable polyester with closed-cell foam padding for added comfort.
 Adaptable to a wide range of shapes, sizes and needs.
 Easily installed and removable.
 Shipping weight: 3 lbs.
 Limited 6 month warranty.

Patient Slings

Small Polyester (compares to Sunrise 70013)	301-458	\$99.95
Medium Polyester (compares to Sunrise 70012)	301-459	\$99.95
Large Polyester (compares to Sunrise 70011)	301-460	\$99.95
Extra Large Polyester (compares to Sunrise 70010)	301-461	\$109.95

Drive Manual Patient Lifts

Compares to Invacare®* Model 9805

Features:

Easy to set up and disassemble.
 Pump handle rotates from side to side for attendant convenience.
 Padded swivel bar.

Specifications:

Maximum Height: 64"
 Minimum Height: 21"
 Base Width (open): 42"
 Base Width (closed): 22.5"
Weight Capacity: 450 lbs.



Hydraulic Patient Lifter 302-214 \$395.00

*(Not endorsed or authorized by Invacare®)

Invacare Lifter

Invacare Model RPL/RPA 450-1 RHL/RHA 450-1

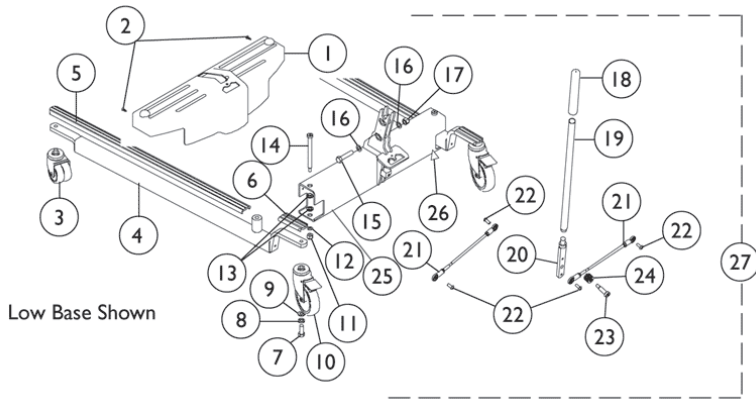


Fig. Part #	Description	Price
24 300-610	Spring	\$8.64 ea.
25 300-611	Cross Support	Disc.
27 300-615	Complete Base Adj. Low	\$875.58 ea.
27 300-617	Complete Base Adj. Standard	\$875.58 ea.

Fig. Part #	Description	Price
01 300-523	Shroud	\$105.27 ea.
02 300-524	Shroud Clip	\$7.30 ea.
03 300-525	3" Swivel Dual Caster	\$47.76 ea.
03 300-526	5" Front Swivel Caster Kit	\$50.17 pr.
03 300-527	5" Front Swivel Caster	\$34.15 ea.
04 Disc.	Adjustable Leg (Low Base) Before 4/14/00	Disc.
04 300-530	Adjustable Leg (Standard Base)	\$110.45 ea.
04 300-529	Adjustable Legs Kit (Low Base) After 4/13/00	\$214.11 set
05 300-532	Front Leg Cover	\$43.20 ea.
06 300-533	Rear Leg Cover (Low or Standard Base) After 06/04/00	\$13.36 ea.
07 300-535	Hex Head Screw	\$8.88 ea.
08 300-536	Lockwasher	\$8.88 ea.
09 Disc.	Washer	Disc.
10 300-538	5" Rear Swivel Caster	\$47.14 ea.
10 300-539	5" Rear Swivel Caster Kit	\$85.48 pr
11 300-540	Locknut	\$8.88 ea.
12 300-541	Flat Washer	\$8.88 ea.
13 300-542	Flanged Bushing	\$7.30 ea.
14 300-543	Shoulder Screw	\$10.50 ea.
15 300-544	Hex Head Screw	\$8.88 ea.
16 300-545	Washer	\$8.88 ea.
17 300-546	Locknut	\$8.88 ea.
18 300-547	Cane Grip	\$7.18 ea.
19 300-548	Handle	\$24.70 ea.
20 300-598	Handle Mount	Disc.
21 300-599	Tie Rod	\$27.07 ea.
22 300-604	Button Head Cap Screw	\$8.88 ea.
23 300-605	Shoulder Screw	\$10.58 ea.

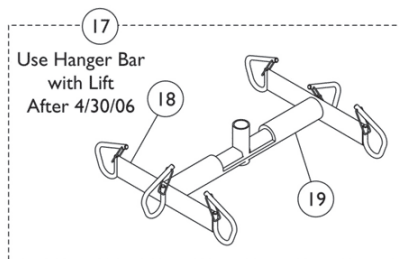
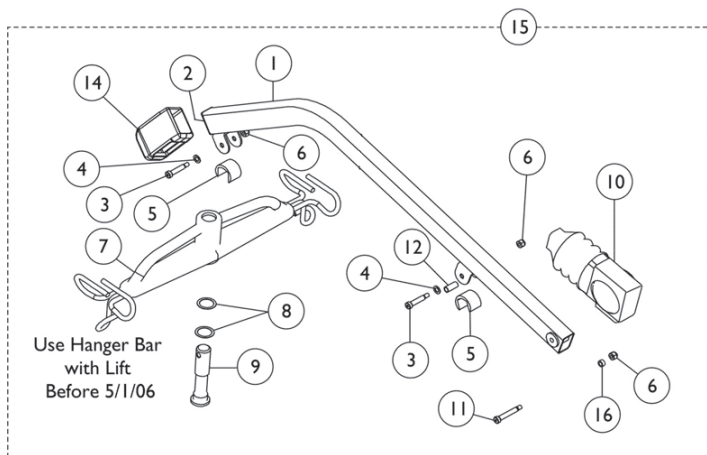


Fig. Part #	Description	Price
01 300-618	Boom Only, for Electric	\$69.05 ea.
01 300-619	Boom Only, for Hydraulic	\$61.28 ea.
02 300-628	End Cap	\$7.02 ea.
03 300-629	Socket Head Shoulder Screw	\$6.90 ea.
04 300-541	Flat Washer	\$8.88 ea.
05 300-637	Finger Guard	\$7.30 ea.
06 300-638	Locknut	\$6.48 ea.
07 300-597	Hanger Bracket	Disc.
07 300-642	Extra Wide Hanger Bracket	Disc.
08 300-647	Nylon Washer	\$8.88 ea.
09 300-650	Hanger Pin	\$22.89 ea.
10 300-656	Boot	\$22.89 ea.
11 300-659	Socket Head Shoulder Screw	Disc.
12 300-662	Bushing	\$10.58 ea.
14 300-739	Tube Cover w/Internal End Cap	\$10.74 ea.
15 300-665	Complete Boom Assm, Electric	\$1,966.24 ea.
15 300-677	Complete Boom Assm, Hydraulic	Disc.
16 300-668	Spacer	\$11.58 ea.
300-669	Rubber Tips for Spreader Bar Hooks	\$12.64 pk.

Invacare Model RPL/RPA 450-1 RHL/RHA 450-1

Fig.	Part #	Description	Price
01	300-500	Electric Actuator	\$593.94 ea.
01	300-588	Pump	\$228.10 ea.
02	300-629	Socket Head Shoulder Screw	\$6.90 ea.
03	300-541	Flat Washer	\$8.88 ea.
04	300-638	Locknut	\$6.48 ea.
05	300-521	Phillips Head Screw	\$8.88 ea.
06	300-531	Battery Bracket	\$42.48 ea.
07	300-534	Electric Mast	\$132.84 ea.
07	300-554	Hydraulic Mast	\$132.84 ea.
08	300-575	End Cap	\$7.02 ea.
09	300-659	Socket Head Shoulder Screw	Disc.
10	300-582	Handset	\$93.29 ea.
11	300-730	Reliant Battery Pack	\$185.69 ea.
12	300-630	Controller Electric Only	\$205.02 ea.
13	300-732	Wall Mount	\$43.83 ea.
14	300-731	Charger	\$216.50 ea.
16	300-670	Cord Electric Only	\$18.90 ea.
19	300-544	Hex Head Screw	\$8.88 ea.
21	300-637	Finger Guard	\$7.30 ea.
22	300-662	Bushing	\$10.58 ea.
23	300-545	Washer	\$8.88 ea.
24	300-546	Locknut	\$8.88 ea.
25	300-665	Complete Boom Electric	\$1,966.24 ea.
25	300-667	Complete Boom Hydraulic	Disc.
26	300-596	Charging Station w/Batteries	\$429.75 ea.
27	300-668	Spacer	\$11.58 ea.
27	300-674	Padded Actuator Cover Electric Only	\$105.39 ea.

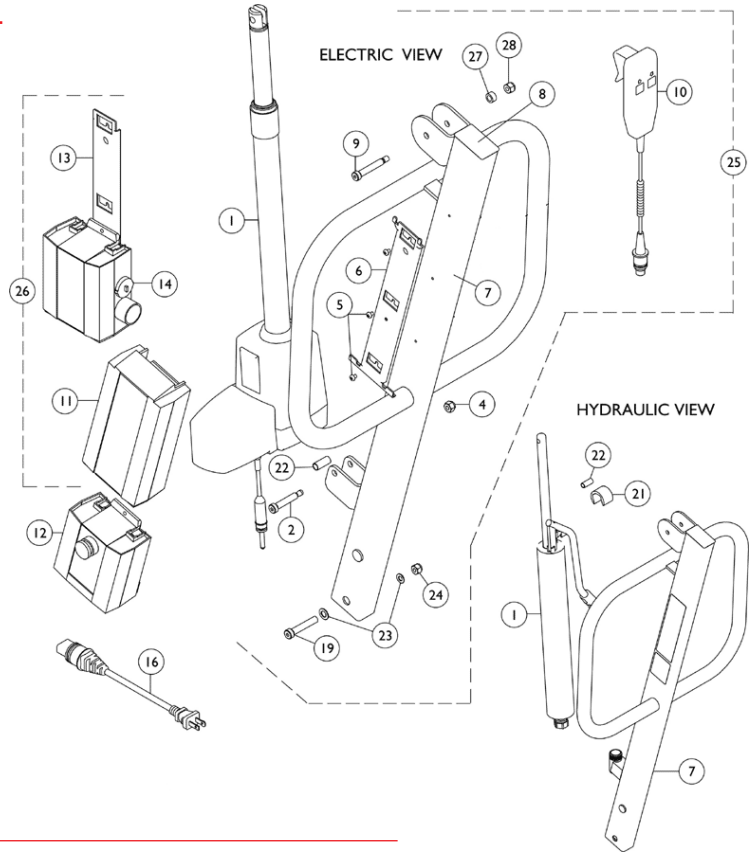
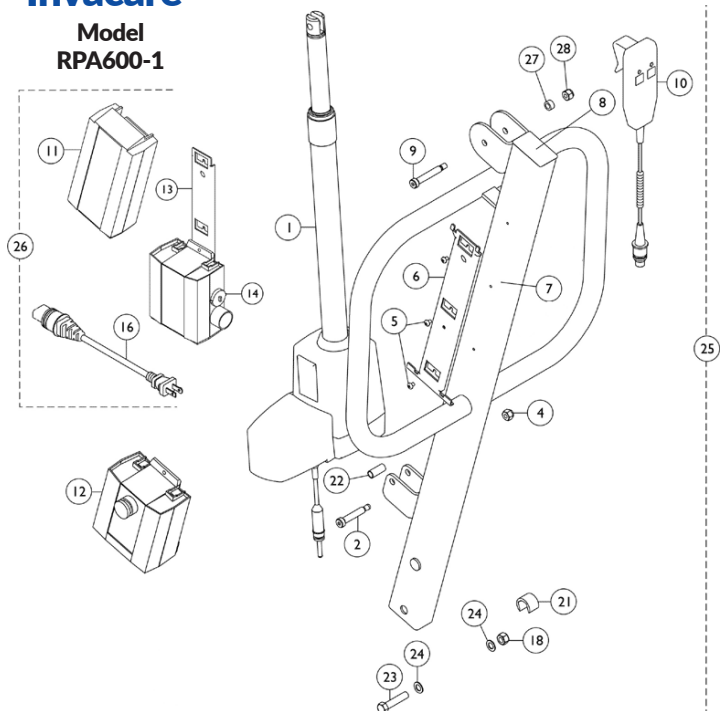


Fig.	Part #	Description	Price
01	300-500	Electric Actuator	\$593.39 ea.
02	300-629	Socket Head Shoulder Screw	\$6.90 ea.
03	300-541	Flat Washer	\$8.88 ea.
04	300-638	Locknut	\$6.48 ea.
05	300-521	Phillips Head Screw	\$8.88 ea.
06	300-531	Battery Bracket	\$42.48 ea.
07	300-675	Mast Only	\$132.84 ea.
08	300-575	End Cap	\$7.02 ea.
09	300-676	Socket Head Shoulder Screw	\$8.88 ea.
10	300-582	Handset	\$93.29 ea.
11	300-730	Reliant Battery Pack	\$185.69 ea.
12	300-630	Controller	\$205.02 ea.
13	300-732	Wall Mount	\$43.83 ea.
14	300-731	Charger	\$216.50 ea.
16	300-670	Cord	\$18.90 ea.
18	300-546	Locknut	\$8.88 ea.
21	300-637	Finger Guard	\$7.30 ea.
22	300-662	Bushing	\$10.58 ea.
23	300-544	Hex Head Screw	\$8.88 ea.
24	300-545	Washer	\$8.88 ea.
25	300-677	Complete Mast & Boom	Disc.
26	300-596	Charging Station w/Batteries	\$429.75 ea.
27	300-668	Spacer	\$11.58 ea.

Invacare Model RPA600-1



Invacare Lifter

Invacare

Model RPA600-1

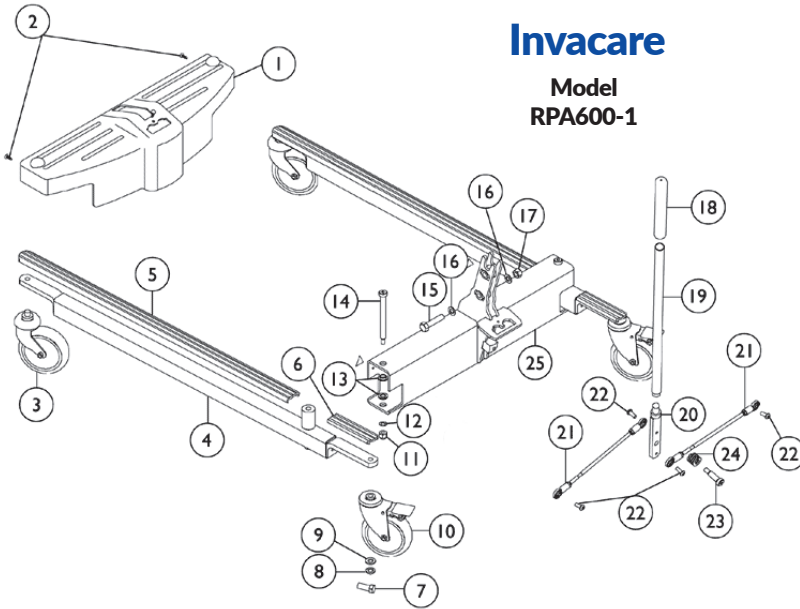


Fig.	Part #	Description	Price
01	300-523	Shroud	\$105.27 ea.
02	300-524	Shroud Clip	\$7.30 ea.
03	300-526	5" Front Swivel Caster Kit	\$50.17 pr.
03	300-527	5" Front Swivel Caster	\$34.15 ea.

Fig.	Part #	Description	Price
04	300-530	Adjustable Leg (Standard Base)	\$110.45 ea.
05	300-532	Front Leg Cover	\$43.20 ea.
06	300-533	Rear Leg Cover (Low or Standard Base) After 06/04/00	\$13.36 ea.
07	300-535	Hex Head Screw	\$8.88 ea.
08	300-536	Lockwasher	\$8.88 ea.
09	Disc.	Washer	Disc.
10	300-538	5" Rear Swivel Caster	\$47.14 ea.
10	300-539	5" Rear Swivel Caster Kit	\$85.48 pr.
11	300-540	Locknut	\$8.88 ea.
12	300-541	Flat Washer	\$8.88 ea.
13	300-542	Flanged Bushing	\$7.30 ea.
14	300-543	Shoulder Screw	\$10.58 ea.
15	300-544	Hex Head Screw	\$8.88 ea.
16	300-545	Washer	\$8.88 ea.
17	300-546	Locknut	\$8.88 ea.
18	300-547	Cane Grip	\$7.18 ea.
19	300-548	Handle	\$24.70 ea.
20	300-598	Handle Mount	Disc.
21	300-599	Tie Rod	\$27.07 ea.
22	300-604	Button Head Cap Screw	\$8.88 ea.
23	300-605	Shoulder Screw	\$10.58 ea.
24	300-610	Spring	\$8.64 ea.
25	300-611	Cross Support	Disc.
	300-617	Complete Base	\$875.58 ea.

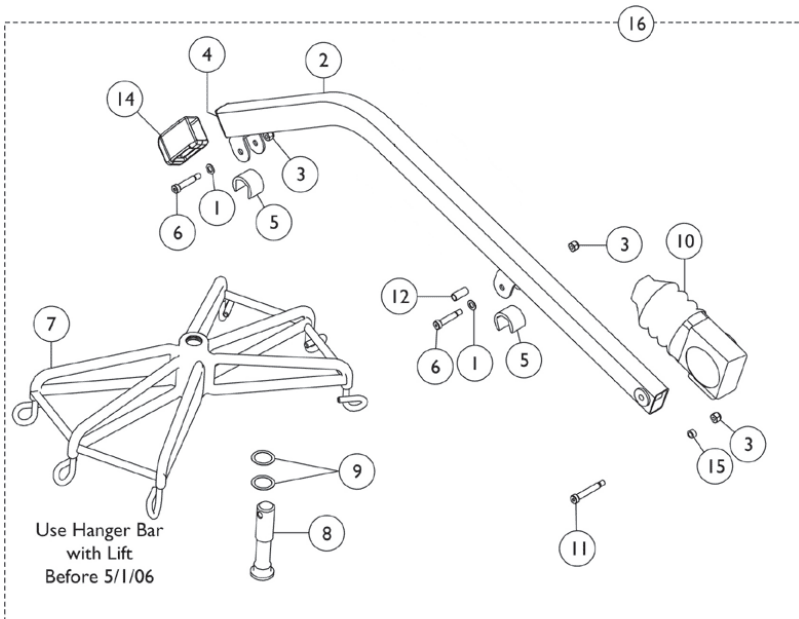


Fig.	Part #	Description	Price
01	300-541	Flat Washer	\$8.88 ea.
02	300-678	Boom	\$66.55 ea.
03	300-638	Locknut	\$6.48 ea.
04	300-628	End Cap	\$7.02 ea.
05	300-672	Finger Guard	Disc.
06	300-629	Socket Head Shoulder Screw	\$6.90 ea.
07	300-673	Hanger Bracket	Disc.
08	300-650	Hanger Pin	\$22.89 ea.
09	300-647	Nylon Washer	\$8.88 ea.
10	300-656	Boot	\$22.89 ea.
11	300-659	Socket Head Shoulder Screw	Disc.
12	300-662	Bushing	\$10.58 ea.
14	300-739	Tube Cover w/Internal Cap	\$10.74 ea.
15	300-668	Spacer	\$11.58 ea.
16	300-677	Complete Mast & Boom Assembly	Disc.
	300-669	Rubber Tips for Spreader Bar Hooks	\$12.64 pk.

Invacare

Model
RPS 350-1

Fig.	Part #	Description	Price
01	300-698	Ball Plug	\$7.30 ea.
02	300-699	Arm/Horn Weldment	\$74.72 ea.
03	300-700	Grip Pad	\$13.10 ea.
04	300-568	Screw	\$8.88 ea.
05	300-701	Drive Lift Bushing	\$7.02 ea.
06	300-702	Bar Pad	\$33.80 ea.
07	300-703	Hook Knob	\$7.30 ea.
08	300-704	Locknut	\$8.88 ea.
09	300-705	Hook Cap	\$7.02 ea.
10	300-706	Horn Bushing	\$6.23 ea.
11	300-707	Horn Bracket	\$10.46 ea.
12	300-708	Socket Button Head Screw	\$6.90 ea.
13	300-709	Linkage Bracket	\$21.28 ea.
14	300-710	Locknut	\$35.94 pk.
15	300-711	Left Guard Spacer	\$6.23 ea.
16	300-713	Nylon Washer	\$6.48 ea.
17	300-714	Link Weldment	\$64.91 ea.
18	300-712	Right Guard Spacer	\$7.30 ea.
19	300-715	Socket Head Screw	\$8.88 ea.
20	300-716	Handle Bushing	\$7.02 ea.

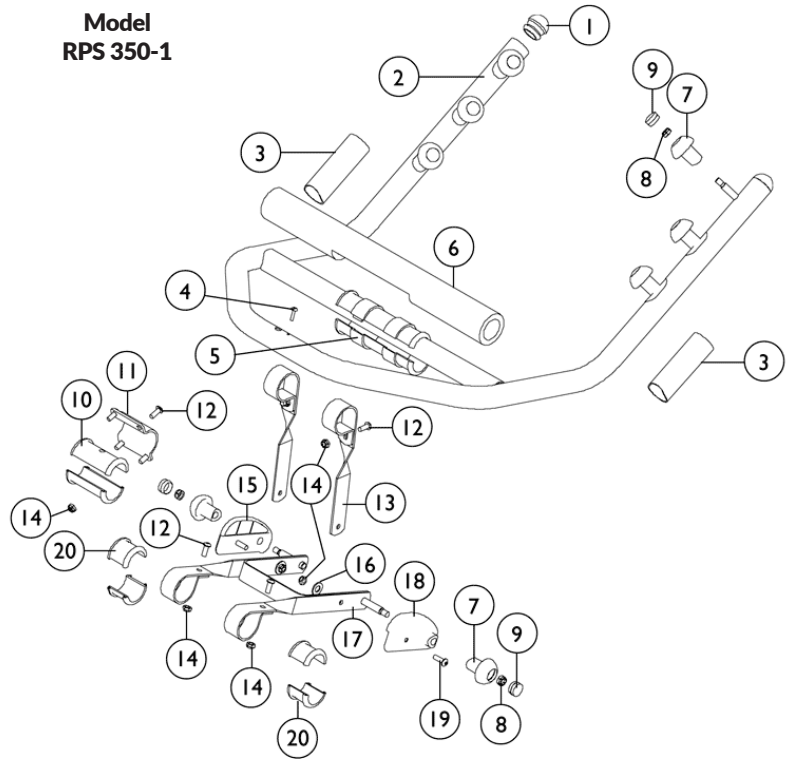
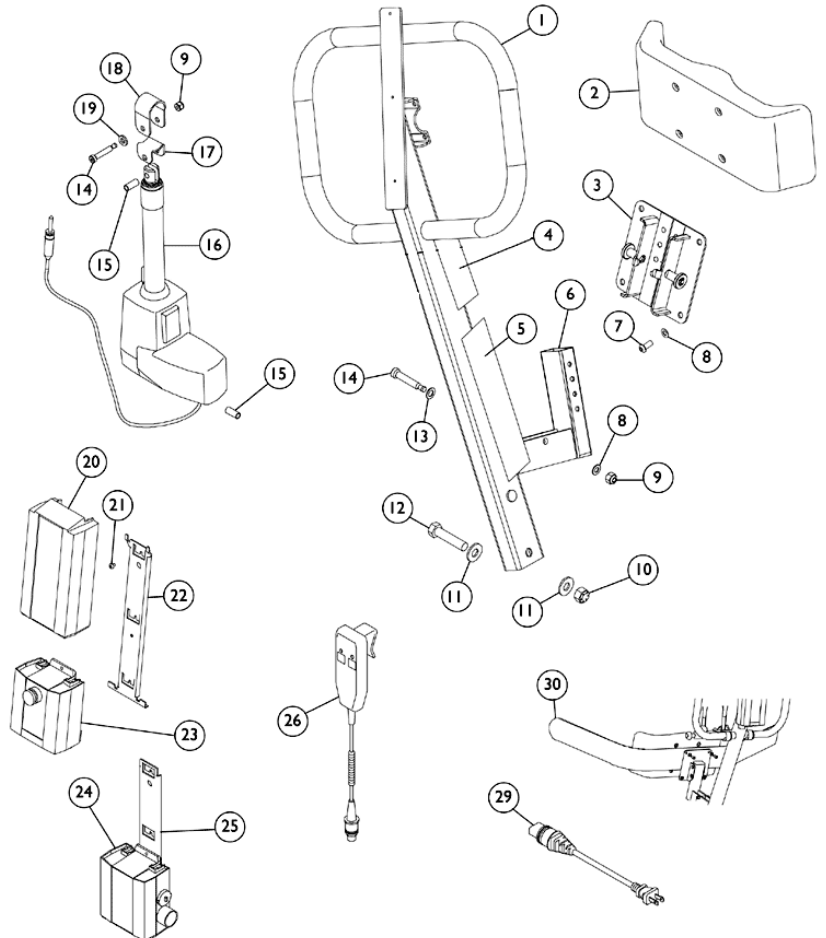


Fig.	Part #	Description	Price
01	300-686	Handle	\$191.98 ea.
02	300-687	Knee Pad	\$97.02 ea.
03	300-688	Mounting Bracket for Knee Pad	\$84.22 ea.
06	300-628	End Cap	\$7.02 ea.
07	300-689	Button Head Screw	\$8.88 ea.
08	300-690	Flat Washer	\$6.90 ea.
09	300-638	Locknut	\$8.88 ea.
10	300-546	Locknut	\$8.88 ea.
11	300-691	Washer	\$8.56 ea.
12	300-544	Hex Head Screw	\$8.88 ea.
13	300-541	Flat Washer	\$8.88 ea.
14	300-692	Socket Head Shoulder Screw	\$8.88 ea.
15	300-662	Bushing	\$10.58 ea.
16	300-693	Actuator	\$669.72 ea.
17	300-694	Lower Drive Bracket	\$11.62 ea.
18	300-695	Upper Drive Bracket	\$10.54 ea.
19	300-696	Washer	\$6.48 ea.
20	300-730	Reliant Battery Pack	\$185.69 ea.
21	300-521	Phillips Head Screw	\$8.88 ea.
22	300-531	Battery Bracket	\$42.48 ea.
23	300-630	Controller	\$205.02 ea.
24	300-731	Charger	\$216.50 ea.
25	300-732	Wall Mount	\$43.83 ea.
26	300-582	Handset	\$93.29 ea.
29	300-670	Power Cord	\$18.90 ea.
30	300-697	Leg Strap	\$35.30 ea.



Invacare Lifter

Invacare

Model
RPS 350-1

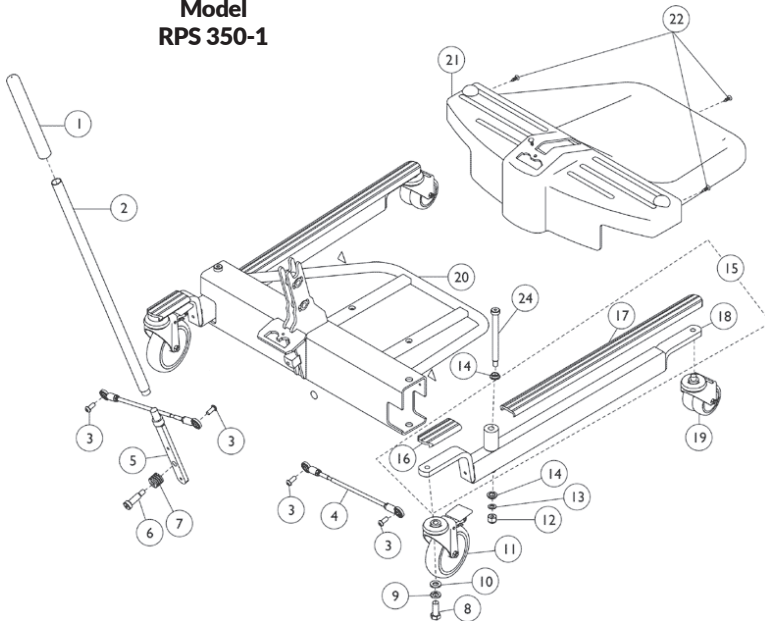


Fig.	Part #	Description	Price
01	300-547	Cane Grip	\$7.18 ea.
02	300-548	Handle	\$24.70 ea.
03	300-604	Button Head Cap Screw	\$8.88 ea.
04	300-599	Tie Rod	\$27.07 ea.
05	300-598	Handle Mount	Disc.
06	300-605	Shoulder Screw	\$10.58 ea.
07	300-610	Spring	\$8.64 ea.
08	300-535	Hex Head Cap Screw	\$8.88 ea.
09	300-536	Lockwasher	\$8.88 ea.
10	Disc.	Washer	Disc.
11	300-538	5" Swivel Caster w/Brake	\$47.14 ea.
11	300-539	5" Swivel Caster w/Brake Kit	\$85.48 pr.
12	300-540	Locknut	\$8.88 ea.
13	300-541	Flat Washer	\$8.88 ea.
14	300-542	Flanged Bushing	\$7.30 ea.
15	300-680	Leg Kit	Disc.
16	300-533	Rear Leg Cover (Low or Standard Base) After 06/04/00	\$13.36 ea.
17	300-681	Leg Cover	\$22.13 ea.
18	300-682	Single Leg	\$96.37 ea.
18	300-683	Single Leg Before 04/14/00	\$74.33 ea.
19	300-525	3" Swivel Dual Caster	\$47.76 ea.
20	300-684	Cross Support	\$228.86 ea.
21	300-685	Footrest Shroud	\$129.32 ea.
22	300-524	Shroud Clip	\$7.30 ea.
24	300-543	Shoulder Screw	\$10.58 ea.

Invacare

Model
RPL600-1

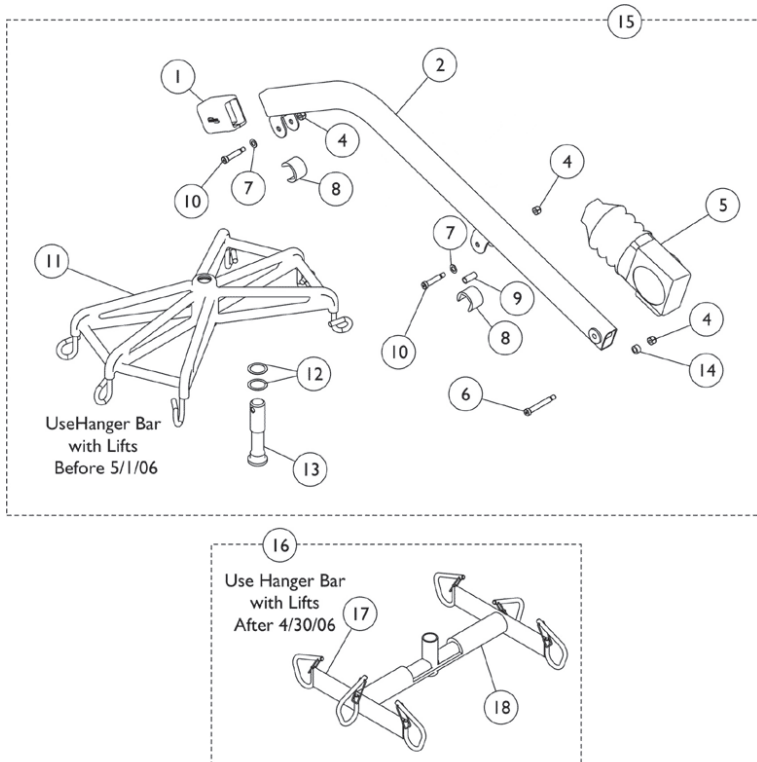


Fig.	Part #	Description	Price
01	300-739	Tube Cover w/Internal Cap	\$10.74 ea.
02	300-678	Boom	\$66.55 ea.
04	300-638	Locknut	\$8.88 ea.
05	300-656	Boot	\$22.89 ea.
06	300-659	Socket Head Shoulder Screw	Disc.
07	300-541	Flat Washer	\$8.88 ea.
08	300-672	Finger Guard	\$6.23 ea.
09	300-662	Bushing	\$10.58 ea.
10	300-629	Socket Head Shoulder Screw	\$6.90 ea.
11	300-673	Hanger Bracket	Disc.
12	300-647	Nylon Washer	\$8.88 ea.
13	300-650	Hanger Pin	\$22.89 ea.
14	300-668	Spacer	\$11.58 ea.
15	300-677	Complete Mast & Boom Assm	Disc.
	300-669	Rubber Tips for Spreader	\$12.64 pk.
		Bar Hooks	
16	300-502	Extra Large Hanger Bar	\$151.16 ea.
17	300-503	Hanger Bar	\$117.60 ea.
18	300-702	Bar Pad	\$33.80 ea.

Invacare Lifter

Visit us online
Ocelco.com
 for additional products & options

Fig.	Part #	Description	Price
01	300-547	Cane Grip	\$7.18 ea.
02	300-548	Handle	\$24.70 ea.
03	300-598	Handle Mount	Disc.
04	300-599	Tie Rod	\$27.07 ea.
05	300-604	Button Head Cap Screw	\$8.88 ea.
06	300-610	Spring	\$8.64 ea.
07	300-605	Shoulder Screw	\$10.58 ea.
10	300-611	Cross Support	Disc.
11	300-542	Flanged Bushing	\$7.30 ea.
12	300-541	Flat Washer	\$8.88 ea.
13	300-540	Locknut	\$8.88 ea.
14	300-538	5" Rear Swivel Caster w/Brake	\$47.14 ea.
14	300-539	5" Rear Swivel Caster w/Brake Kit	\$85.48 pr.
15	300-535	Hex Head Cap Screw	\$8.88 ea.
16	300-536	Lock Washer	\$8.88 ea.
17		Washer	Disc.
18	300-533	Rear Leg Cover (Low & Standard Base)	\$13.36 ea.
19	300-543	Shoulder Screw	\$10.58 ea.
20	300-544	Hex Head Screw	\$8.88 ea.
21	300-545	Washer	\$8.88 ea.
22	300-546	Locknut	\$8.88 ea.
23	300-524	Shroud Clip	\$7.30 ea.
24	300-523	Shroud	\$105.27 ea.
25	300-525	3" Dual Swivel Caster	\$47.76 ea.
26	300-532	Front Leg Cover	\$43.20 ea.
27	300-679	Adjustable Leg (Low Base)	\$110.45 ea.
	300-615	Complete Base (Adjustable Low)	\$875.58 ea.

Invacare Model RPL600-1

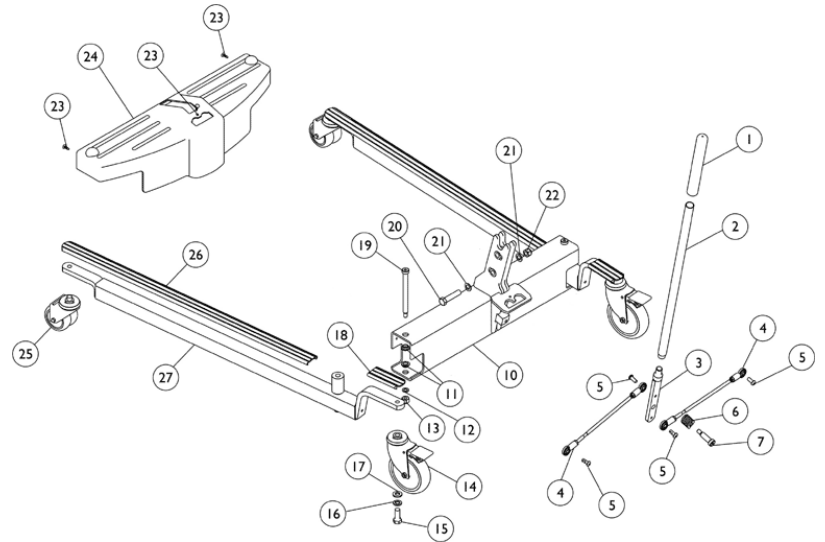
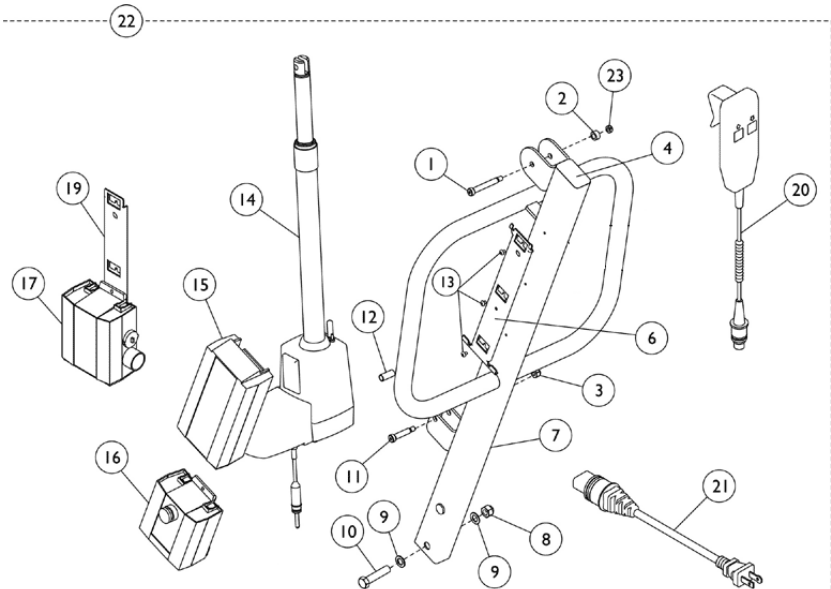


Fig.	Part #	Description	Price
01	300-676	Socket Head Shoulder Screw	\$8.88 ea.
02	300-541	Flat Washer	\$8.88 ea.
03	300-638	Locknut	\$8.88 ea.
04	300-575	End Cap	\$7.02 ea.
06	300-531	Battery Bracket	\$42.48 ea.
07	300-675	Mast Only	\$132.84 ea.
08	300-546	Locknut	\$8.88 ea.
09	300-545	Washer	\$8.88 ea.
10	300-544	Hex Head Screw	\$8.88 ea.
11	300-629	Socket Head Shoulder Screw	\$6.90 ea.
12	300-662	Bushing	\$10.58 ea.
13	300-521	Phillips Head Screw	\$8.88 ea.
14	300-500	Actuator	\$593.39 ea.
15	300-730	Reliant Battery Pack	\$185.69 ea.
16	300-630	Controller	\$205.02 ea.
17	300-731	Charger	\$216.50 ea.
19	300-732	Wall Mount Bracket	\$43.83 ea.
20	300-582	Handset	\$93.29 ea.
21	300-670	Cord	\$18.90 ea.
22	300-677	Complete Mast & Boom	Disc.



Invacare Lifter

Invacare

Model
9800A Mast &
9884 Base

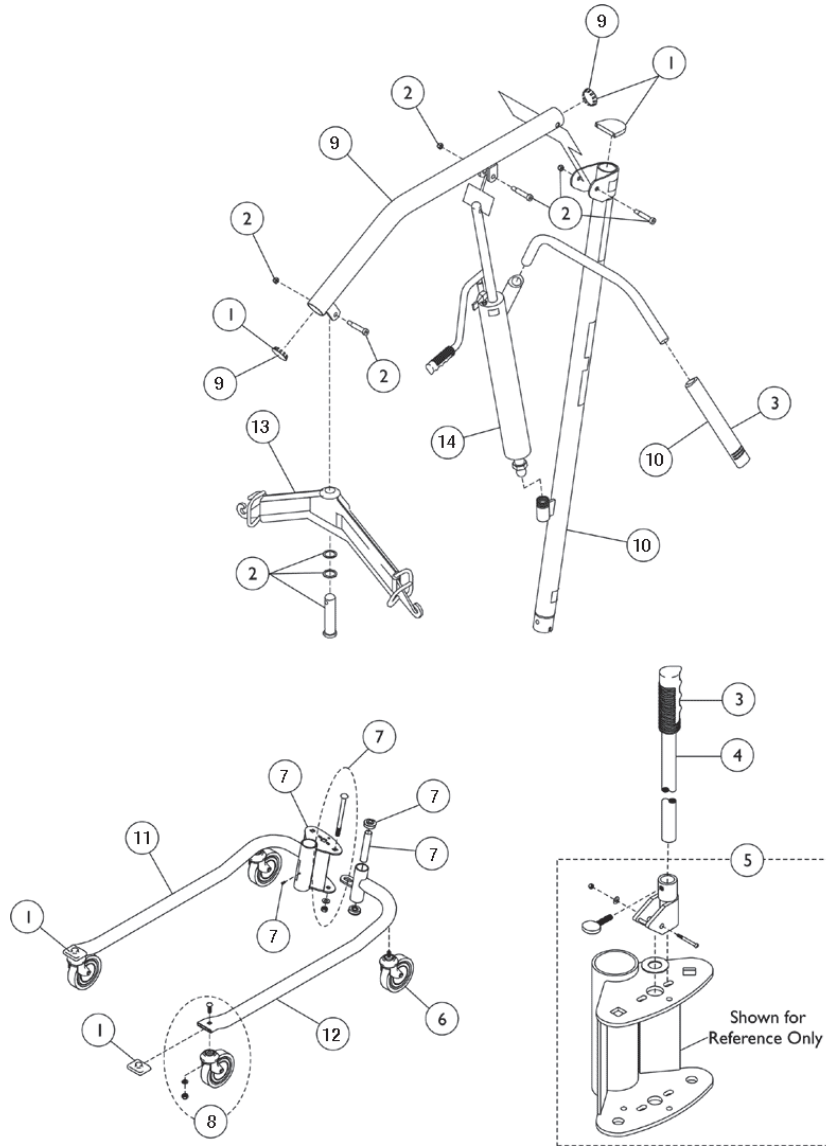


Fig.	Part #	Description	Price
Assembly Consisting of the following parts:			
01	300-717	Plugs & Caps Kit	\$11.62 set
02	300-718	End Caps, Mast Cap Boom Hardware Kit	\$43.20 set
03	300-719	Handgrip Kit	\$7.30 set
04	300-720	Vinyl Handgrip, Handle Grip Shifter Kit	\$40.52 set
05	300-721	Shifter Handle, Handle Grip Cam lock Kit	\$70.14 set
06	300-722	Cam Lock, Bushing, Button Head Screw, Flat Washer, Locknut, Thumb Screw	\$69.05 pr.

Fig.	Part #	Description	Price
07	300-723	Base Bolt Kit	\$7.26 set
08	300-724	Carriage Bolts, Lock Washer, Nut, Socket, Flanged Bearing, Spacing Bearing Socket Head Cap Screw	\$50.26 pr.
09	300-725	5" Front Caster Set	\$65.29 set
10	300-733	5" Caster, Locknut, Lock Washer, Carriage Bolt	\$117.60 set
11	300-734	Boom Kit	\$75.45 ea.
12	300-735	Boom, End Cap	\$75.45 ea.
13	300-736	Mast Kit	\$98.24 ea.
14	300-588	Mast Cap, Mast, Vinyl Hand Grip	\$228.16 ea.
		Right Leg	
		Left Leg	
		Swivel Bar with Molded Padding	
		Pump	

Slings for CareGuard Invacare 9805 Hydraulic Lifter with "V" Bar



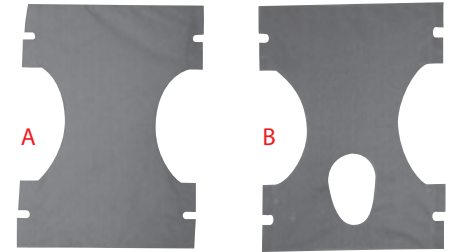
Patient Slings

A Mesh Polyester, 40-1/2"x29"	301-223	\$85.26
A Solid Polyester, 40-1/2"x29"	301-423	\$108.95
B Mesh Polyester with Commode, 32-1/2"x26-1/2", Petite	301-247	Disc.
B Mesh Polyester with Commode, 40-1/2"x29"	301-222	\$97.33
B Solid Polyester with Commode, 40-1/2"x29"	301-422	\$122.58

Chain and Strap

Adjustable Strap	301-521	\$44.17 a set
Sling Chain	301-520	\$44.79 a set

Note: Slings require chains or straps



A. Full Body Slings

Medium Mesh	301-224	\$112.60
Large Mesh	301-225	\$112.60
Medium Solid Fabric	301-430	\$112.60
Large Solid Fabric	301-431	\$117.41
Extra Large Solid Fabric	301-432	\$125.47

B. Full Body Slings with Commode Opening

Medium Mesh	301-226	\$120.70
Large Mesh	301-227	\$104.34
Extra Large Mesh	301-228	\$120.70


C. Toileting Sling with Belt Slings

Large Solid Fabric	301-434	\$139.12
--------------------	---------	----------

D. Divided Leg Slings

Medium Solid Fabric	301-427	\$136.29
Large Solid Fabric	301-428	\$136.29
Extra Large Solid Fabric	301-429	\$140.00

Slings for Reliant 450 Lifters



Invacare Digital Scale

New design provides 6" of additional lift range and retro-fit on all Reliant 450/600.
Measures weights up to 600 lbs.

Lifter Scale	300-594	\$952.00
--------------	---------	----------



Invacare Reliant Plus 450 Lifters

Battery Powered: Accommodates up to 450 lbs. Equipped with a quiet, long-life motor. Wide base for maximum stability. Easily charges overnight, with flashing light to signal charge.

Hydraulic-Lift: Pump mechanism allows transfers of up to 450 lbs. with minimal effort. Wide base for maximum stability. Comfortable handle placement for ease of use. Low maintenance.

Low-Profile: 4 1/4" under-bed clearance improves accessibility.

450 Lifters

Hydraulic, Low Profile	302-203	Disc.
Battery Powered, Low Profile	302-204	\$1,836.00





Ocelco Pull String Alarm

The newly redesigned Ocelco string monitor provides unparalleled value that is rich in features and low in cost. The case is constructed of a durable ABS plastic that can withstand the rigors of institutional use. All the alarm settings are located inside the battery compartment making the monitor compliant with JCAHO standards. The mounting clip is now made of an indestructible stainless steel and is Guaranteed Not To Break! The pull cord is adjustable in length. A new unique alarm tone provides differentiation from other alarms in the facility, such as door or wandering alarms. The battery compartment features a hinged design that is permanently attached to the case. No more lost battery covers! The cover also features a dual function closure, including a snap-to-close design as well as a screw for increased tamper resistance.

**Only
\$15.95**



		Reg.	Sale
Pull String Monitor	305-461	\$19.94	\$15.95
Replacement Magnet Assembly, 5 pk	305-463	\$37.47	\$29.98

**AS LOW
AS
\$49.82**



Ocelco Basic Alarm with Choice of Pad

The new Basic Monitor features an Off/Lo/Hi switch on the side of the monitor to control alarm function. A strain relief helps to protect both the monitor and the sensor pad connector from damage. The Basic monitor is an excellent entry level upgrade from string monitors.

Basic Alarm

		Reg.	Sale
with 45 Day Chair Pad	305-466-4C	\$62.68	\$49.82
with 1 Year Chair Pad	305-466-1C	\$78.28	\$62.62
with 45 Day Bed Pad	305-466-4B	\$67.44	\$53.95
with 1 Year Bed Pad	305-466-1B	\$85.46	\$68.37



Ocelco Advanced Alarm with Choice of Pad

The New Advanced Monitor has many features including: Hi/Lo/Remote alarm volume, 0-2 second alarm delay, Optional AC adaptor, built in strain relief helps to protect the monitor and sensor pad connector from damage. Reset button is discretely located on the side of the monitor. All alarm controls are located inside the battery compartment making the monitor compliant with JCAHO standards.

Advanced Alarm

		Reg.	Sale
with 45 Day Chair Pad	305-467-4C	\$77.75	\$62.20
with 1 Year Chair Pad	305-467-1C	\$93.75	\$75.00
with 45 Day Bed Pad	305-467-4B	\$82.91	\$66.33
with 1 Year Bed Pad	305-467-1B	\$100.94	\$80.75
AC Adaptor for Alarm	305-464	\$22.91	\$18.33



Ocelco Ultra Alarm

Our 3 in 1 Ultra Alarm combines all of the functionality of our Advanced Alarm and our String alarm and is also compatible with our floor mat sensor. Alarm is always in the on position, making it impossible for staff to forget to turn the alarm on (meets Joint Commission guidelines)
Automatically resets when pressure is reapplied to the sensor pad (Auto-reset)

		Reg.	Sale
Comes with Shock Absorber	Ultra Ocelco Alarm Monitor	305-477	\$79.99
			\$61.65

Universal Bed Exit Alarm Replacement Pads

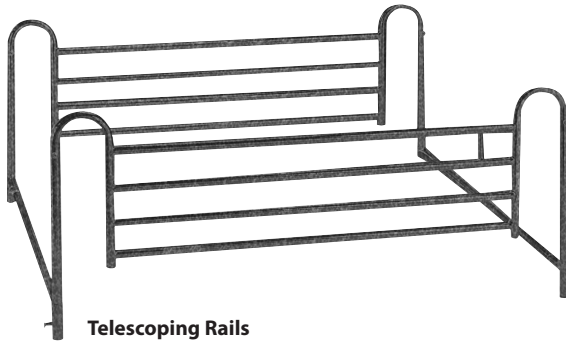
The Universal Sensor Pad is compatible with most brands of fall monitors. Pad measures 28.25" wide x 10" deep.

***Note:** It is the caregiver's responsibility to test monitor compatibility with Universal Sensor Pads.



Universal Bed Pads		Reg.	Sale
45 Day Bed Pad	305-457-BD	\$24.47	\$19.58
1 Year Bed Pad	305-458-BD	\$42.99	\$34.00
45 Day Bed Pad, 6 Pack	305-468-BD	\$149.99	\$119.99
1 Year Bed Pad, 6 Pack	305-469-BD	\$229.99	\$183.99

Standard Telescoping




Telescoping Rails
 with 3 Bars, Brown Vein Finish 201-222 \$55.95 a pair

No-Gap Half Rail



Half Rail, Brown Vein Finish 201-217 \$55.95 a pair

Universal Crossbraces



Crossbraces
 For 7/8" O.D. Tubing
 211-906 \$48.28 a pair

Crossbraces
 For 1" O.D. Tubing, Brown Vein Finish
 211-902-BV \$71.97 a pair

Adjust Knob and Bracket for Bedrails



Adjust Knob and Bracket for Bedrails
 211-909 \$10.84 ea.

Plastic Mattress Covers



Heavy gauge plastic provides protection from moisture, stains and dust.

Contoured Covers		
36"x76"x6"	200-863	\$4.38
36"x80"x6"	200-864	\$3.60
Zippered Covers		
36"x76"x6"	200-860	\$6.08
36"x80"x6"	200-861	\$5.50
54"x76"x6"	200-862	\$10.32




Adjustable Blanket Support

Features:
 Protects sensitive skin areas
 Keeps blanket off the feet to prevent foot cramping
 Made of a tubular frame base
 Inserts between the box spring and the mattress
 Rests on top of the mattress when not in use
 Height adjusts up to 19", frame is 20"x6"

Blanket Support 209-004 \$21.70

Pads & Positioners



Other sizes available upon request

Eggcrate® Convoluted Overlays

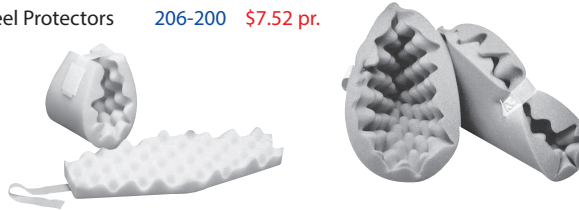
Distributes body weight evenly, reduces pressure and promotes air circulation for enhanced comfort.

Elbow Pads

Elbow Protector 206-201 \$6.75 pr.

Foot Pads

Heel Protectors 206-200 \$7.52 pr.



Wheelchair Pad

16"x18"x4" 191-011 \$6.58

Mattress Pad

2" Twin	206-500	\$36.67
2" Full	206-501	\$46.67
2" Queen	206-502	\$51.67
2" King	206-504	\$65.00
3" Twin	206-505	\$39.17
3" Full	206-506	\$63.33
3" Queen	206-507	\$71.67
3" King	206-509	\$75.71
4" Twin	206-510	\$58.33
4" Full	206-515	\$81.43
4" Queen	206-516	\$88.57
4" King	206-518	\$115.71


Positioners




Donut Positioner 206-202 \$5.25



Positioning Roll 206-205 \$7.62



Head Support 206-204 \$7.90



Abduction Pillow 206-207 \$66.37



Body Aligner Wedge

No Cover 206-203 \$8.45
Naugahyde Cover 202-3CL \$46.35

Choose color from page 159



Spenco Comfort Touch

Spenco Comfort Touch pressure reduction products are made from soft, fluffed hollow core fibers called silicore® fibers. They help reduce pressure, don't matt down, and provide insulation against heat and cold. These fibers are permanently silicized to help absorb friction and prevent moisture penetration. Products made with silicore® padding are machine washer/dryer safe. Spenco Comfort Touch pads have waterproof sheeting on one side (ideal for incontinent situations) and cotton/polyester on the reverse side.

Comfort Touch

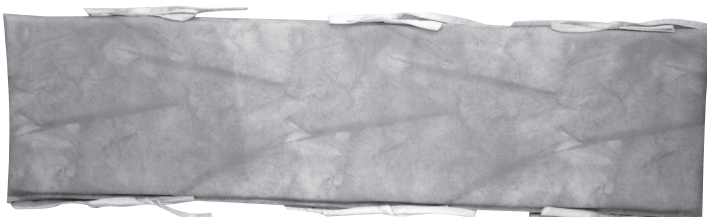
Seat	191-042	\$55.55 ea.
Bed	191-043	\$142.86 ea.
Foot Pillows	206-401	\$27.57 pr.
Elbow Pillows	206-400	\$37.18 pr.

Bed Rail Pads

Made with naugahyde, 1" foam, and ties for quick attachment to bed rail. Available in three standard lengths, special sizes available upon request. Adds extra comfort for patient by covering hard metal bars with attractive 1" pad. Specify color from page 159.

Bed Rail Pads

14"x48"	202-1CL	\$80.65 a pair
14"x60"	202-2CL	\$80.28 a pair
14"x70"	202-6CL	\$168.00 a pair



Plastic Glove Box Holder



Clear Plastic Glove Box Holder **includes mounting hardware.**

Plastic Glove Box Holder
10-3/4"x3-3/8"x3-1/2"
209-022 \$21.87

Wire Glove Box Holder



Wall mounting hardware is included.
Made of stainless steel with a tough white plastic coating.

Wire Glove Box Holder
11-3/4"x3-3/8"x4-1/4"
209-023 \$21.87

Vinyl, Powder-Free Exam Gloves



Vinyl Gloves
272-259-SZ

\$5.58 box

100% Synthetic PVC contains no rubber, powder, or protein reducing the potential for allergic reaction due to latex allergies.

They have a smooth finish and soft feel. Packed: 100 gloves per Easy Open Dispenser Box. Specify small, medium, large or x-large when ordering.



Latex Gloves
272-260-SZ


\$11.38 box

Powder Free gloves are processed to contain less than 50 Micrograms of water soluble protein per gram. Packed: 100 gloves per Easy Open Dispenser Box. Specify small, medium, large or x-large when ordering.

Tri Fold Floor Pad

72" x 38" x 2" Black Non-Slip 2" angle on pad makes it easier to wheel the wheelchair onto the play therapy pad.


Tri Fold Pad
200-219
\$163.66 ea.



Floor Pad

58" x 58" x 3" Therapy pad, covered with nagahyde, **choose color from page 159**

Floor Pad
200-218-CL
\$177.52 ea.



Custom sizes available upon request

Stretcher Pads

Covered with Sure-Check Fusion III developed in cooperation with healthcare professionals to provide a comfortable, safe and effective use in healthcare facilities. They are reinforced to be strong and durable as well as antimicrobial to protect the fabric, anti-static, flame resistant, stain and odor resistant and impermeable. Meets California #117 and National Fire Protection Agency (NFPA 701, large scale) requirements.


Only Available In Black

Square Corner Pad

24"x75"x2"	223-900	\$162.50
24"x75"x3"	223-901	\$180.22
24"x75"x4"	223-902	\$202.79
26"x75"x2"	223-903	\$162.50
26"x75"x3"	223-904	\$180.22
26"x75"x4"	223-905	\$202.79
28"x75"x2"	223-906	\$201.61
28"x75"x3"	223-907	\$214.21
28"x75"x4"	223-908	\$227.23

Cut Corner Pad

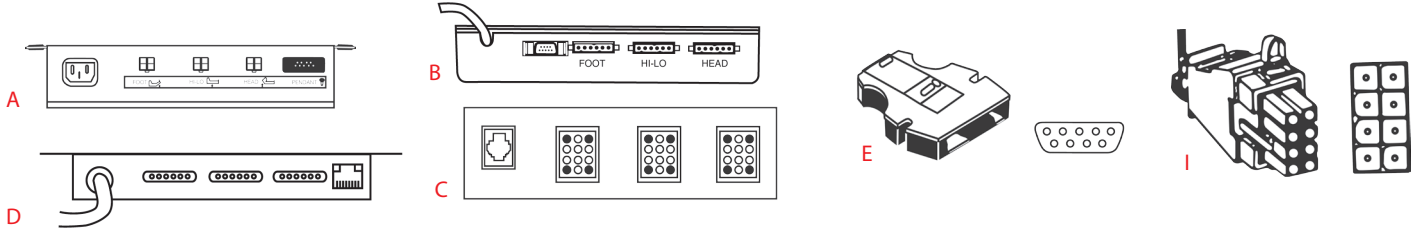
24"x75"x2"	223-909	\$162.50
24"x75"x3"	223-910	\$180.22
24"x75"x4"	223-911	\$202.79
26"x75"x2"	223-912	\$162.50
26"x75"x3"	223-913	\$180.22
26"x75"x4"	223-914	\$202.79
28"x75"x2"	223-915	\$201.61
28"x75"x3"	223-916	\$214.21
28"x75"x4"	223-917	\$227.23



Controls/Junct. Boxes

Replacement Hand Controls and Junction Boxes fit almost any brand of bed.

1 Year Warranty on all Hand Controls and Junction Boxes

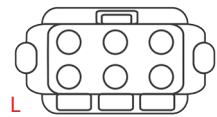
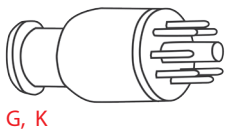
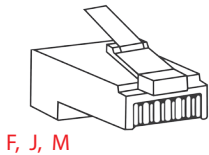
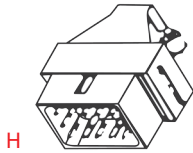


Junction Box

A	Invacare, 6 function, newer style after 7/98	200-400	Disc.
	Invacare, 4 function, newer style after 7/98	200-401	Disc.
B	Invacare, 6 function, older style before 7/98	200-404	Disc.
	Invacare, 4 function, older style before 7/98	200-405	Disc.
C	Smith & Davis, 6 function, for 200-407 and 200-408	200-406	Disc.
D	Sci-o-Tech and Lumex, 6 function, for 200-421 and 200-422	200-420	Disc.

Hand Control

E	Invacare, 6 function, low voltage 9 pin computer connector	200-402	\$104.03
	Invacare, 4 function, low voltage 9 pin computer connector	200-403	\$100.81
F	Smith & Davis, 6 function, low voltage 6 pin telephone connector	200-407	\$104.03
	Smith & Davis, 4 function, low voltage 6 pin telephone connector	200-408	\$102.29
G	Smith & Davis and Invacare, 6 function, high voltage 8 pin connector	200-409	\$137.10
	Smith & Davis and Invacare, 4 function, high voltage 8 pin connector	200-410	\$158.87
H	Sun-Tech and Joerns, 6 function, low voltage 15 pin connector	200-411	\$104.03
	Sun-Tech and Joerns, 4 function, low voltage 15 pin connector	200-412	\$100.81
I	Sun-Tech and Joerns, 6 function, low voltage 8 pin connector	200-413	\$104.03
	Sun-Tech and Joerns, 4 function, low voltage 8 pin connector	200-414	\$100.81
J	Sun-Tech and Joerns, 6 function, low voltage 8 pin telephone connector	200-415	\$104.03
	Sun-Tech and Joerns, 4 function, low voltage 8 pin telephone connector	200-416	\$100.81
	Sun-Tech and Joerns, 2 function, low voltage 8 pin telephone connector	200-417	Disc.
K	Sci-o-Tech, 6 function, high voltage 8 pin connector	200-418	\$166.41
L	Sci-o-Tech, 4 function, tactile feel switches	200-419	Disc.
M	Sci-o-Tech and Lumex, 6 function, low voltage 8 pin telephone connector	200-421	\$99.19
	Sci-o-Tech and Lumex, 4 function, low voltage 8 pin telephone connector	200-422	\$95.97
	Sci-o-Tech and Lumex, 4 function, low voltage 8 pin telephone connector with massage	200-423	Disc.



Security Clips




Metal clip attached to nylon strap. Tighten strap around nurse call cord and clip to bed linens. Keeps call button or pillow speaker near patient. No teeth to tear linens.

Clip 210-100 \$3.11



Twin security clip for use in holding feeding bibs, garments and linens. Overall length is 6-1/2"

Clip 210-104 \$7.50



Clip only. Mounts with screw.

Clip 210-105 \$2.11



Nylon strap snaps around call cord. Clip end grips to bed linens to keep pillow speaker or call button in place.

Clip 210-106 \$2.82



Clips call cords to sheet. Velcro strip holds one or more cords or tubes. Washable.

Clip 210-107 \$3.00



Security clip and 6" bead chain, toothless.

Clip 210-103 \$3.76



Hooks onto call cord and attaches to bed linens. Keeps call button or pillow speaker near patient. No teeth to tear linens. Large size for 5-conductor cords; small size for 2-conductor cords.

Clips

Small 210-102 \$2.69
Large 210-101 \$2.93

Single and Dual Nurse Call Cords

The pendant is internally reinforced with a metal casing to avoid easy damage. All cords are supplied with a non removable, stainless steel bed sheet clip. The cord is compatible with all momentary systems having normally open contacts and a 2 conductor, 1/4" phone plug.

Replaces:

Altecom, Auth, Callcare, Crest Cornell, Dukane, Executone, Jeron, Mastercom, Med-Tek, Picker-Briggs, Rauland, Tektone

Call Cords

Single, 6 Feet Long	316-100	\$13.27	Dual, 8 Feet Long	316-103	\$23.68
Single, 8 Feet Long	316-101	\$11.65	Dual, 10 Feet Long	316-105	\$21.65
Single, 10 Feet Long	316-102	\$15.93	Dual, 12 Feet Long	316-108	\$33.68
Single, 12 Feet Long	316-107	\$23.68			



Single and Dual Geriatric Nurse Call Cords


The pressure-sensitive pad allows the patient to call for assistance by lightly pressing on the pad. All cords are supplied with a non removable, stainless steel bed sheet clip. The cord is compatible with all momentary systems having normally open contacts and a 2 conductor, 1/4" phone plug.

Replaces:

Altecom, Auth, Callcare, Crest Cornell, Dukane, Executone, Jeron, Mastercom, Med-Tek, Picker-Briggs, Rauland, Tektone

Call Cords

Single, 10 Feet Long	316-104	\$37.43
Dual, 10 Feet Long	316-106	\$74.93



Bed Parts Order Form

We Have Bed Parts

Please supply the following information to request a quote on bed parts.

You can email us at customerservice@ocelco.com, fax us at 866-829-9744, or call us toll free at 800-328-5343 to request your quote.

Your Name:

Company:

Phone Number:


Bed Manufacture:

Bed Model Number:

Bed Serial Number:

Part You Are Looking For:

Curtain Track



ON CURTAIN TRACKING PARTS

- A. Channel** 16 gauge extruded aluminum. Sold in 7'10" lengths. Approximately ¾"x1⅜".
Silver Aluminum **215-410-S** **\$30.40** **White** **215-410-W** **\$35.60**
- B. Joining Sleeve** For suspended installations. Connects straight section of one track with curved section of adjoining track. Right and left are determined by looking up at the ceiling.
Silver Right **215-303-S** **\$21.41** **White Right** **215-303-W** **\$22.58**
Silver Left **215-304-S** **\$21.41** **White Left** **215-304-W** **\$22.58**
- C. Curves** Channel bent to 12" radius. 90° and 45° one bend curves standard.
2'x2', 90° Silver **215-505-S** **\$33.00** **2'x2', 90° White** **215-505-W** **\$37.00**
2'x2', 45° Silver **215-506-S** **\$33.00** **2'x2', 45° White** **215-506-W** **\$37.00**
- D. Splicing Clamp** Anodized sleeve for joining and extending track sections assuring proper alignment of track channels. 3"
Silver **215-504-S** **\$2.14** **White** **215-504-W** **\$2.70**
- E. End Stop** Prevents carriers from slipping out of end of track.
Silver **215-501-S** **\$2.14** **White** **215-501-W** **\$2.70**
- F. Snap Out Fitting** Permits easy replacement of carriers.
Silver **215-503-S** **\$2.14** **White** **215-503-W** **\$2.70**
- G. Ceiling Clip** Recommended spacing: 2" to 6". For fastening track channel to T-bar on drop ceiling. Color: Off White.
215-109 **\$5.45**
- H. Suspension Tube** Recommended Spacing 6". Made from 1" O.D. hollow anodized aluminum tubing. Sold in 7'10" lengths.
Silver **215-415-S** **\$30.40** **White** **215-415-W** **\$35.60**
- I. Screw Insert** Inserts in end of suspension tube. Holds suspension tube to track channel. One needed for each tube.
Silver Aluminum **215-402** **\$1.07**

Curtain Track

Visit us online at curtaintracking.com




J



K



L



M



N



O



P



Q



R

FREE SHIPPING ON CURTAIN TRACKING PARTS

J. Ceiling Flange Constructed of heavy-duty aluminum. For connecting suspension tube to ceiling. Fasteners required to attach flange to ceiling. Hole in side for screwing to suspension tube.

Silver 215-300-S \$16.45
White 215-300-W \$7.50

K. Nylon Wall Bracket For fastening track channel to wall in suspended installations.

Silver 215-301 \$15.40

L. T-Bracket For suspended installations. Joins 2 tracks into 90° connection.

Silver 215-107 \$11.56

M. Cross Bracket For suspended installation. Center piece subdivides 4 bed areas.

Silver 215-108 \$11.56

N. Single Carrier Carrier spacing: 6". Block supported from 2 nylon wheels. Plated swivel and curtain hook for effortless and quiet curtain movement. Carrier width: approximately 1/2".

215-500 \$1.89

N. Single Breakaway Carrier Carrier spacing: 6". Nylon block supported from 2 nylon wheels. Break weight is 15-20 lbs

215-502 \$1.89

O. Drop Chain Extension chain 18" long constructed of nickel plated steel. Used when ventilation space is required and mesh top is not feasible.

215-103 \$4.33

P. PVC Drop Strip Extension strip 18" long constructed of PVC. Hole at top slips over hook on carrier. Plated hook at bottom for attaching curtain. Used in place of mesh for ventilation at top of curtain.

215-104 \$3.13

Q. Curtain Tie-Back Chain constructed of nickel plated brass prevents billowing of curtain from track end.

215-102 \$6.74

R. Wall Bracket Wall Bracket Assembly for Curtain Tracking, 2-Piece White Plastic

White 215-404 \$9.33





Flexible curtain tracking produces **75%** less sound than standard curtain track and bends to virtually any radius while meeting your flexible curtain track needs. Flexible curtain tracking gives you a quick and easy option for room renovations.



**Inpro Formatrac
Flexible Curtain Track**

Flexible Curtain Tracking

Flexible curtain tracking gives you a quick and easy option for room renovations. Our selection of bendable curtain track comes in 8', 16', 40' & 105' lengths. Below you will find the flexible curtain track materials including all of the necessary hardware for installation. If you have any questions on our flexible curtain tracking please contact our friendly customer service. We will be happy to assist you.

Features:

A 99% recycled aluminum core and ABS (non-PVC) shell - this patented product provides a sustainable solution for your track needs.

Aluminum core and ABS shell is easily trimmed on-site with a hand saw.

The ABS material does not contain phthalates, PCBs (Polychlorinated biphenyls), or PBTs (Persistent Biocumulative Toxins).

Easy to install and works with virtually any ceiling type including both tegular and flush ceiling tile.

Carriers that slide quietly and effortlessly across the track.

Class A Fire Rating.

FREE SHIPPING

ON FLEXIBLE CURTAIN TRACKING

Flexible Curtain Track Case Study:

Before:

The curtain track and carrier use a plastic carrier that slides in the metal track. This style of track and carrier has a tendency to repeatedly get stuck and slide, which creates rattling, and plastic on metal contact that produces excess noise. The curtains tested within the NICU produced 50% more instantaneous noise than the goal.

After Renovation Complete:

The new flexible curtain track and carriers produce **75% less sound** than the original grooved style and has been installed throughout all hospital Level III areas.




Curtain Track Carrier
215-110 \$1.57

Flexible Curtain Track Options


- Flexible Curtain Track Roll, 8 Feet
- Flexible Curtain Track Roll, 16 Feet
- Flexible Curtain Track Roll, 40 Feet
- Flexible Curtain Track Roll, 105 Feet



215-350	\$36.60
215-351	\$67.10
215-353	\$197.93
215-352	\$414.41



End Stop With Hook
215-112 \$1.57



End Stop
215-111 \$1.57




Track Spring Clip
215-114 \$2.55



Spring Clip With Grid Clip
215-113 \$5.19

Orbitz Privacy Curtains

Orbitz privacy curtains are manufactured with inherently fire retardant (IFR) fabric; the fire retardancy lasts through the life of the cubicle curtain. Having a mesh top can be an advantage to the Orbitz privacy curtains. The curtain mesh is fire resistant and it allows for a much better circulation of air in the room.



A2-WidthHeightCCL


Horizontal Width

Vertical Height	66"		83"		103"		119"		137"		154"	
		Price		Price		Price		Price		Price		Price
84"	w/ Mesh	\$84.00	w/ Mesh	\$114.00	w/ Mesh	\$124.00	w/ Mesh	\$144.00	w/ Mesh	\$164.00	w/ Mesh	\$194.00
84"	w/o Mesh	\$104.00	w/o Mesh	\$139.00	w/o Mesh	\$154.00	w/o Mesh	\$179.00	w/o Mesh	\$204.00	w/o Mesh	\$239.00
90"	w/ Mesh	\$89.00	w/ Mesh	\$119.00	w/ Mesh	\$129.00	w/ Mesh	\$149.00	w/ Mesh	\$169.00	w/ Mesh	\$199.00
90"	w/o Mesh	\$109.00	w/o Mesh	\$144.00	w/o Mesh	\$159.00	w/o Mesh	\$184.00	w/o Mesh	\$209.00	w/o Mesh	\$244.00
96"	w/ Mesh	\$94.00	w/ Mesh	\$124.00	w/ Mesh	\$134.00	w/ Mesh	\$154.00	w/ Mesh	\$174.00	w/ Mesh	\$204.00
96"	w/o Mesh	\$114.00	w/o Mesh	\$149.00	w/o Mesh	\$164.00	w/o Mesh	\$189.00	w/o Mesh	\$214.00	w/o Mesh	\$249.00
		172"		190"		208"		225"		243"		261"
84"	w/ Mesh	\$214.00	w/ Mesh	\$234.00	w/ Mesh	\$264.00	w/ Mesh	\$284.00	w/ Mesh	\$304.00	w/ Mesh	\$324.00
84"	w/o Mesh	\$264.00	w/o Mesh	\$289.00	w/o Mesh	\$324.00	w/o Mesh	\$349.00	w/o Mesh	\$374.00	w/o Mesh	\$399.00
90"	w/ Mesh	\$219.00	w/ Mesh	\$239.00	w/ Mesh	\$269.00	w/ Mesh	\$289.00	w/ Mesh	\$309.00	w/ Mesh	\$329.00
90"	w/o Mesh	\$269.00	w/o Mesh	\$294.00	w/o Mesh	\$329.00	w/o Mesh	\$354.00	w/o Mesh	\$379.00	w/o Mesh	\$404.00
96"	w/ Mesh	\$224.00	w/ Mesh	\$244.00	w/ Mesh	\$274.00	w/ Mesh	\$294.00	w/ Mesh	\$314.00	w/ Mesh	\$334.00
96"	w/o Mesh	\$274.00	w/o Mesh	\$299.00	w/o Mesh	\$334.00	w/o Mesh	\$359.00	w/o Mesh	\$384.00	w/o Mesh	\$409.00

ADDITIONAL LENGTHS AVAILABLE ONLINE AT WWW.OCALCO.COM

Lineage Privacy Curtains

Lineage privacy curtains are manufactured with inherently fire retardant (IFR) fabric; the fire retardancy lasts through the life of the cubicle curtain. Having a mesh top can be an advantage to the Lineage privacy curtains. The curtain mesh is fire resistant and it allows for a much better circulation of air in the room.



A2-WidthHeightCCL

Horizontal Width

Vertical Height	66"		83"		103"		119"		137"		154"	
		Price		Price		Price		Price		Price		Price
84"	w/ Mesh	\$100.00	w/ Mesh	\$130.00	w/ Mesh	\$140.00	w/ Mesh	\$160.00	w/ Mesh	\$180.00	w/ Mesh	\$210.00
84"	w/o Mesh	\$120.00	w/o Mesh	\$155.00	w/o Mesh	\$170.00	w/o Mesh	\$195.00	w/o Mesh	\$220.00	w/o Mesh	\$255.00
90"	w/ Mesh	\$105.00	w/ Mesh	\$135.00	w/ Mesh	\$145.00	w/ Mesh	\$165.00	w/ Mesh	\$185.00	w/ Mesh	\$215.00
90"	w/o Mesh	\$125.00	w/o Mesh	\$160.00	w/o Mesh	\$175.00	w/o Mesh	\$200.00	w/o Mesh	\$225.00	w/o Mesh	\$260.00
96"	w/ Mesh	\$110.00	w/ Mesh	\$140.00	w/ Mesh	\$150.00	w/ Mesh	\$170.00	w/ Mesh	\$190.00	w/ Mesh	\$220.00
96"	w/o Mesh	\$130.00	w/o Mesh	\$165.00	w/o Mesh	\$180.00	w/o Mesh	\$205.00	w/o Mesh	\$230.00	w/o Mesh	\$265.00
		172"		190"		208"		225"		243"		261"
84"	w/ Mesh	\$230.00	w/ Mesh	\$250.00	w/ Mesh	\$280.00	w/ Mesh	\$300.00	w/ Mesh	\$320.00	w/ Mesh	\$340.00
84"	w/o Mesh	\$280.00	w/o Mesh	\$305.00	w/o Mesh	\$340.00	w/o Mesh	\$365.00	w/o Mesh	\$390.00	w/o Mesh	\$415.00
90"	w/ Mesh	\$235.00	w/ Mesh	\$255.00	w/ Mesh	\$285.00	w/ Mesh	\$305.00	w/ Mesh	\$325.00	w/ Mesh	\$345.00
90"	w/o Mesh	\$285.00	w/o Mesh	\$310.00	w/o Mesh	\$345.00	w/o Mesh	\$370.00	w/o Mesh	\$395.00	w/o Mesh	\$420.00
96"	w/ Mesh	\$240.00	w/ Mesh	\$260.00	w/ Mesh	\$290.00	w/ Mesh	\$310.00	w/ Mesh	\$330.00	w/ Mesh	\$350.00
96"	w/o Mesh	\$290.00	w/o Mesh	\$315.00	w/o Mesh	\$350.00	w/o Mesh	\$375.00	w/o Mesh	\$400.00	w/o Mesh	\$425.00

Sure Chek Shower Curtains

Sure-Chek Shower Curtains are flame resistant, stain resistant, antistatic, odor resistant, durable, antimicrobial, durable, decorative, economical shower curtains. Sure-Chek Shower Curtains are the national best-seller for Healthcare facilities is heavy weight (coated) IFR polyester with patented inert chemicals to provide anti-bacterial, anti-microbial and anti-static properties for the life of the product. Sure Chek curtains are made with durable #2 grommets and to help ensure against the buildup of bacteria are manufactured with no side or bottom hems.



Call For Available Colors

Horizontal Width

Vertical Height	36"		54"		72"	
	Part #	Price	Part #	Price	Part #	Price
72"	218-441-CL	\$36.00	218-445-CL	\$41.60	218-452-CL	\$46.80
75"	218-442-CL	\$38.40	218-446-CL	\$42.40	218-453-CL	\$46.80
78"	218-443-CL	\$38.40	218-447-CL	\$42.40	218-458-CL	\$47.00
81"	N/A		218-448-CL	\$43.20	218-454-CL	\$47.60
84"	N/A		218-449-CL	\$43.20	218-455-CL	\$47.60
87"	N/A		218-450-CL	\$44.40	218-456-CL	\$47.60
90"	N/A		218-451-CL	\$45.60	218-457-CL	48.00



Shower Curtain Hooks



- Plastic Teardrop 218-650 \$.18 ea.
- Stainless Steel Ring 218-652 \$.37 ea.
- Stainless Beaded Ring 218-653 \$2.35 ea.

NEW PRODUCT



ON SHOWER CURTAINS


Chalet Shower Curtains

Chalet shower curtains are treated with an anti-microbial agent that inhibits and controls bacteria and mildew growth. Visa[®] fabric is breathable and resists stains, Woven: 100% polyester with Visa[®] finish

Call For Available Colors

Horizontal Width

Vertical Height	36"		42"		48"		54"		60"	
	Part #	Price	Part #	Price	Part #	Price	Part #	Price	Part #	Price
72"	218-577-CL	\$64.92	218-581-CL	\$64.92	218-585-CL	\$64.92	218-589-CL	\$64.92	218-593-CL	\$64.92
78"	218-578-CL	\$64.92	218-582-CL	\$64.92	218-586-CL	\$64.92	218-590-CL	\$64.92	218-594-CL	\$64.92
84"	218-579-CL	\$64.92	218-583-CL	\$64.92	218-587-CL	\$64.92	218-591-CL	\$64.92	218-595-CL	\$64.92
90"	218-580-CL	\$64.92	218-584-CL	\$64.92	218-588-CL	\$64.92	218-592-CL	\$64.92	218-596-CL	\$64.92
Vertical Height	70"		78"		84"		90"		102"	
	Part #	Price	Part #	Price	Part #	Price	Part #	Price	Part #	Price
72"	218-597-CL	\$64.92	218-601-CL	\$100.40	218-605-CL	\$100.40	218-609-CL	\$105.50	218-613-CL	\$105.50
78"	218-598-CL	\$64.92	218-602-CL	\$100.40	218-606-CL	\$100.40	218-610-CL	\$105.50	218-614-CL	\$105.50
84"	218-599-CL	\$64.92	218-603-CL	\$108.76	218-607-CL	\$108.76	218-611-CL	\$113.68	218-615-CL	\$113.68
90"	218-600-CL	\$64.92	218-604-CL	\$108.76	218-608-CL	\$108.76	218-612-CL	\$113.68	218-616-CL	\$113.68



— NEW — **PRODUCTS**

Portable Bathtub Bench



One-piece bathtub bench adds convenience, comfort and safety to the bathroom. It is portable for easy storage and travel. Handle provides additional safety and stability for the user.

Bathtub Bench 224-220 \$52.27

Round Shower/Bath Stool



Specifications:

Seat Height: 15¼" to 19¼"
 Seat Diameter: 13"
 Weight Capacity: 250 lbs.

Shower Stool 226-103 \$27.95

Deluxe Bath Bench



Specifications:

Seat Height: 14" to 20"
 Seat Width: 20"
 Seat Depth: 12"
 Weight Limit: 300 lbs.

Bath Bench

without Back 226-102 \$25.95
 with Back 226-101 \$29.95



Folding Bath Bench

Specifications:

Seat Height: 17" to 15½"
 Seat Width: 20"
 Seat Depth: 12"
 Weight Limit: 300 lbs.

Bath Bench 226-147 \$32.08



Plastic Transfer Bench



Specifications:

Seat Height: 18" to 22"
 Seat Width: 27"
 Seat Depth: 16"
 Weight Limit: 300 lbs.

Transfer Bench 226-110 \$64.34

Deluxe Heavy Duty Bath Bench



Specifications:

Seat Height: 14" to 21"
 Seat Width: 20"
 Seat Depth: 12"
 Weight Capacity: 500 lbs.

Heavy-Duty Bath Bench

without Back 226-150 \$51.25
 with Back 226-149 \$53.77

Bellavita Auto Bath Tub Chair Seat Lift



Features:

Completely tool-free set up makes it easy to install and operate. When not in use, back easily folds down for space-saving storage. Watertight hand control floats. The easy to use quick charge lithium-ion battery is accommodated in the hand control. Two-piece construction makes the lift easy to assemble/disassemble for transport.

Bellavita Auto Bath Tub Chair Seat Lift

Bellavita Bathlift 226-875 \$499.00

PVC Shower/Commode Chairs

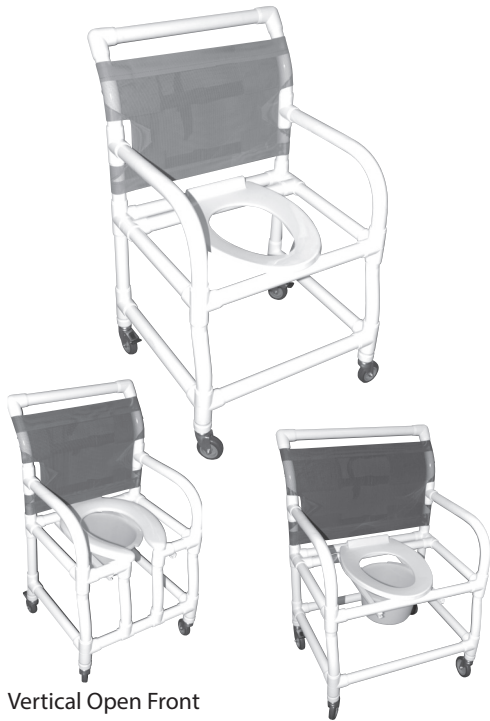
Features:

Deluxe elongated extra heavy-duty contoured open front seat.
All casters and backs are double wall reinforced with schedule 40, 1" PVC.
Aesthetically pleasing, with curved arms (no sharp edges).
Anti-slip safety hand grips (Arm Section).
Fast drying and removable mesh back.
Personal pouch/pocket.
All models fit over standard height toilet seats.
Structurally designed with 30% more security (with four stainless steel bolts on commode seat).
All casters have threaded stem for extra security and safety, casters will not fall or pull out with normal use.
Chairs shipped Royal Blue unless otherwise specified.

CUSTOM SIZE

Custom Sizes and configurations are available upon request. Most Chairs can be built to your specifications.

Specify color from page 159



Vertical Open Front

Specifications:

Between Arms: 15"
Seat Clearance: 16.5"
Dimensions: 19"x21.25"x38"
Weight Capacity: 300 lbs.

15" Small PVC Commode/Shower Chairs

Standard with 3" Heavy Duty Casters	223-737-CL	\$95.00
3" Twin Wheel Caster Upgrade, must order with chair	243-210	No Charge
4" Twin Wheel Caster Upgrade, must order with chair	243-211	\$19.00 a set
4" Heavy Duty Wagner Wheel Caster Upgrade, must order with chair	243-216	\$20.00 a set

Specify color from page 159

Specifications:

Between Arms: 18"
Seat Clearance: 17.5"
Dimensions: 22"x22.75"x38.5"
Weight Capacity: 300 lbs.

18" Standard PVC Commode/Shower Chairs

Standard with 3" Heavy Duty Casters	223-700-CL	\$99.90
Folding with 3" Heavy Duty Casters (22"x23"x36")	223-707-CL	\$102.10
Tilted Seat with 3" Heavy Duty Casters	223-713-CL	\$111.29
Vertical Open Front with 3" Heavy Duty Casters	223-706-CL	\$141.14
3" Twin Wheel Caster Upgrade, must order with chair	243-210	No Charge
4" Twin Wheel Caster Upgrade, must order with chair	243-211	\$19.00 a set
4" Heavy Duty Wagner Wheel Caster Upgrade, must order with chair	243-216	\$20.00 a set
5" Heavy Duty Wagner Wheel Caster Upgrade, must order with chair	243-217	\$30.00 a set

Specify color from page 159

Specifications:

Between Arms: 21"
Seat Clearance: 18.75"
Dimensions: 25"x25.5"x38.5"
Weight Capacity: 350 lbs.



21" Wide PVC Commode/Shower Chairs

Standard with 3" Heavy-Duty Casters	223-721-CL	\$142.50
4" Heavy Duty Wagner Wheel Caster Upgrade, must order with chair	243-216	\$20.00 a set
5" Heavy Duty Wagner Wheel Caster Upgrade, must order with chair	243-217	\$30.00 a set

Specify color from page 159

Specifications:

Between Arms: 24"
Seat Clearance: 18.75"
Dimensions: 28"x25.5"x39.75"
Weight Capacity: 400 lbs.



24" Extra Wide PVC Commode/Shower Chairs

Standard with 4" Heavy-Duty Casters and 7 qt. Pail	223-726-CL	\$147.50
Standard with 4" Heavy-Duty Casters, bar in back and 7 qt. Pail	223-727-CL	\$157.50
5" Heavy Duty Wagner Wheel Caster Upgrade, must order with chair	243-217	\$30.00 a set


Specify color from page 159

Shower/Commode Chairs

Visit us online
Ocelco.com
for additional products & options

Upgrades and Options (must order with chair)


Safety Bar	243-203	\$19.17
Double Drop Arms	284-906-SH	\$50.67
Footrests		
Sliding Footrest	243-201	\$48.33
Standard Footrest	243-202	\$23.33
Seat Upgrades		
Open or Closed Front Soft Seat	243-205-SZ	\$79.17
Push Handles	243-209	\$13.33 a set
Accessories and Options		
Privacy Skirts		
Specify Chair Style and Size (model # helpful)	243-200-CL	\$34.83
Safety Belts		
Choose Velcro or Buckle Closure	243-204-ST	\$17.42
Commode Pails		
7qt Pail	243-206-07	\$19.00
12qt Pail	243-206-12	\$20.00
Cushions		
Seat Cushion, Mesh	243-207-CL	\$38.33
Backrest Cushion, Mesh	243-208-CL	\$38.33



Specify color from page 159

Seat Replacements		
Open Front Soft Seat	243-231-OF	\$72.83
Closed Front Soft Seat	243-231-CF	\$72.83
Deluxe Closed Front Elongated Seat	243-230	\$45.03
Deluxe Closed Front Elongated Seat with Lid	243-230-WL	\$48.28
Deluxe Open Front Elongated Seat	243-234	\$51.72
Standard Seat	243-235	\$35.19


Specify color from page 159



243-231 243-230 243-234

Replacement Casters

3" Composite Twin Wheel Casters, 2 Locking 2 Non-Locking	243-240-03	\$43.98 a set
4" Composite Twin Wheel Casters, 2 Locking 2 Non-Locking	243-240-04	\$55.69 a set
3" Wagner Casters, 2 Locking 2 Non-Locking	243-241-03	\$49.14 a set
4" Wagner Casters, 2 Locking 2 Non-Locking	243-241-04	\$58.97 a set
5" Wagner Casters, 2 Locking 2 Non-Locking	243-241-05	\$81.90 a set
3" Tente Casters, 2 Locking 2 Non-Locking	243-242-03	\$85.17 a set
5" Tente Casters, 2 Locking 2 Non-Locking	243-242-05	\$137.90 a set
3" Steinco Casters, 2 Locking 2 Non-Locking	243-243-03	Disc
5" Non-Rust Premium Casters, 2 Locking 2 Non-Locking	243-244-05	\$119.52 a set



243-240 243-243 243-244 243-246

Commodes

Folding Steel Commode



Features:

Easily opens and folds.
Folds flat for convenient storage and transportation.
Durable plastic snap on seat and lid.
Grey powder coated steel welded construction increases strength and durability.
Plastic arms for added comfort.
Comes complete with 7.5 qt. commode bucket, cover and splash shield.



Commode 221-118 \$34.95

Aluminum Wheeled Commode with Plastic Armrests

Features:

Anodized aluminum frame.
Back easily removes, tool free.
Angled back for support and comfort.
Full length plastic armrests.
Comes with pail and cover.
Limited Lifetime Warranty.



Specifications:

Seat Height: 21"
Between Arms: 18½"
Width: 24"
Seat Depth: 16"
Weight Capacity: 300 lbs.

Commode 223-102 \$108.78

Drop Arm Commode

Specifications:

Seat Height: 19" to 23"
Between Arms: 18"
Width: 23"
Seat Depth: 16"
Weight Capacity: 300 lbs.



Drop Arm 221-208 \$102.65

Aluminum Shower Chair

Specifications:

Standard
Seat Height: 21"
Clearance: 17½"
Between Arms: 19"
Weight Capacity: 300 lbs.



Shower Chair 223-100 \$108.95



Shower Chair Backs

Shower Chair Backs \$12.79
Invacare 233-300
Temco 21" Wide 233-200
Temco 21¾" Wide 233-202
Lumex Shaped 233-100
Lumex Square 233-103

Made with long wear, white nylon.
Other colors and brands available upon request.

Roho Shower/Commode Seat Cushion

Designed to fit shower chairs, the Commode Seat cushion offers the therapeutic benefits of the LOW PROFILE® cushion.

Features:

2" Cell Height
Prevents pressure sores
Distributes pressure and weight
Minimizes shear and friction



Commode Seat Cushion 707-513-SZ \$361.58

Roho Toilet Seat Cushion

The Toilet Seat cushion is designed for standard size toilets and portable bedside commodes. Maximizes stability of the user while protecting from a potential risk of tissue breakdown. Positions the body securely.

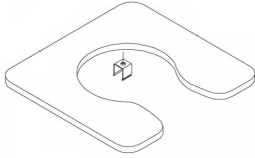


Toilet Seat Cushion 707-512 \$209.21

Commodes

Visit us online
Ocelco.com
for additional products & options

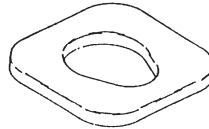
Commode Seats



Invacare
231-101
\$28.87 ea.



Invacare
231-102
\$31.19 ea.



Drive
231-104
\$48.09 ea.




Drive
231-100
\$18.80 ea.



Lumex
231-109
Disc.

Commode Pail Hangers



Invacare
231-301
Disc.



Invacare
231-302
Disc.

Commode Brackets



Invacare
Use with 231-101
231-403
\$6.86 ea.



Invacare
Use with 231-102
231-402
\$8.56 ea.

Commode Buckets



Everest & Jennings
231-203
\$27.04 ea.



Lumex
231-202
\$5.32 ea.



Most
231-204
\$9.50 ea.



Drive
12 qt.
231-206
\$7.60 ea.



Drive
7.5 qt.
231-207
\$6.42 ea.



Invacare
231-201
\$13.96 ea.

Commode Splash Guards



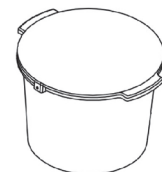
Drive
231-501
\$5.28 ea.
With Handles
231-505
\$5.12 ea.



Lumex
231-502
\$4.44 ea.



Lumex
231-503
\$5.10 ea.



Invacare
231-504
\$6.74 ea.

Toilet Safety Rail Bracket



232-100 \$6.30 ea.

Support for Wall Mounted Toilets

With the toilet support, you can now increase the weight capacity of a wall-mounted toilet to 1,000 lbs.



Toilet Support 230-128 \$142.86

Toilet Seat with Cover

Dimensions:

Outside: 19" x 19"
Inside: 11½" x 8¾"
Weight Cap. 1200 lbs



Toilet Seat, White 230-125-WH \$120.00
Toilet Seat, Cream 230-125-CR \$127.14

Raised Toilet Seats

Molded Raised Seat with Hand Grips



Specifications:
 Raised Height: 5"
 Seat Width: 15½"
 Seat Depth: 16"

Raised Toilet Seat 225-102 \$19.95

Economy Raised Toilet Seat



Specifications:
 Raised Height: 4½"
 Seat Width: 15"
 Seat Depth: 15"

Raised Toilet Seat 225-111 \$15.95

Raised Seat with Locking Clamp



Specifications:
 Raised Height: 4½"
 Arm Height: 6"
 Between Arms: 18"
 Seat Width: 17"
 Seat Depth: 16½"



Raised Toilet Seats
 Without Arms 225-109 \$35.73
 With Arms 225-125 \$34.59

Lock-On Raised Toilet Seats



Specifications:
 Raised Height: 5"
 Arm Height: 4½"
 Between Arms: 19"
 Seat Width: 16"
 Seat Depth: 17"

Raised Toilet Seats
 Without Arms 225-117 \$39.25
 With Arms 225-118 \$56.42

2 in 1 Locking Elevated Toilet Seat w/Removable Arms



Specifications:
 Raised Height: 5"
 Between Arms: 18"
 Seat Width: 15½"
 Seat Depth: 16"
 Weight Cap: 300lbs

Raised Toilet Seat 225-124 \$37.48

Clamp-On Raised Seat with 5 Mounting Brackets



Specifications:
 Raised Height: 4" to 6"
 Seat Width: 15"
 Seat Depth: 15½"
 Number of Clamps: 5

Raised Toilet Seat 225-101 Disc.



Toilevator

Specifications:
 Dimensions: 11½"x24"
 Total Height: 3½"
Weight Capacity: 500 lbs.

Toilevator 225-121 \$111.43



Premium Seat Riser

Specifications:
 Seat Width: 14"
 Seat Depth: 17"
 Seat Height: 3½"
 Between Arms: 19"
Weight Capacity: 300 lbs.

Raised Toilet Seats
 Standard Toilet 225-119 \$72.50
 Elongated Toilet 225-120 \$72.50

Tall-Ette Elevated Toilet Seat



Specially designed to meet the needs of people who have undergone unilateral or bilateral total hip replacement. Adds 4" to seating level.

Elevated Toilet Seats
 Standard Toilet 225-100-S \$55.10
 Elongated Toilet 225-100-E \$55.05

Versa Height Raised Toilet Seat



Specifications:
 Raised Height: 4½" - 6"
 Max Seat Angle: 8½°

Raised Toilet Seats
 4 Clip-on Brackets 225-105 Disc.
 2 Clip-on and 2 Locking Brackets 225-106 \$40.42

Toilet Safety Frame



Ensures patient safety and security when using a raised toilet seat. Arms are adjustable to fit most bowl heights. Width between arms adjust with positive lock push buttons.

Specifications:
 Between Arms: 18" to 25"
 Height to Arms: 27" to 31"
Weight Capacity: 300 lbs.

Grab Bar 222-100 \$26.75

Deluxe Toilet Safety Rails



Cantilevered arm design maximizes transfer flexibility and user comfort. Closed cell foam armrests provide a comfortable, sure grip.

Specifications:
 Between Arms: 18" to 24"
 Armrest to Floor: 26" to 31"

Grab Bar 222-300 \$39.50 a pair



Tub Safety Rail

Specifications:
 Clamp: 3½" to 5½"
Weight Capacity: 300 lbs.

Safety Rail
 8"x11" 224-100 Disc.



Hi-Lo Bar

Specifications:
 Dimensions: 16"x14¾"
Weight Capacity: 250 lbs.

Hi-Lo Bar 224-101 \$30.00



Tub Grab Bar

Specifications:
 Height Above Tub: 13½"
 Clamps: 2¾" to 6¼"

Safety Rail 224-106 \$47.47



Clamp on Tub Rail

Specifications:
 Height Above Tub: 14¾"
 Clamps: 3" to 7"

Safety Rail 224-104 \$29.91



Plastic Tub Rail

Specifications:
 Height Above Tub: 12"
 Width: 6"
 Length: 7¾"
 Clamps: 2½" to 6½"

Safety Rail 224-102 \$32.11



Heavy-Duty Bathtub Safety Rail

Specifications:
 Height Above Tub: 13¾"
 Width: 7"
 Fits Tub Walls: 3" to 7¼"
Weight Capacity: 300 lbs.

Safety Rail 224-105 \$29.95

White Powder Coated Grab Bar



Features:

Heavy-duty steel construction.
 Large 3-hole welded flanges provide additional security.
 Mounts vertically or horizontally.
 1½" distance from the wall.
 1" in diameter.
 Limited Lifetime Warranty.

Grab Bar

12"	220-220	\$13.13
16"	220-221	\$14.27
18"	220-222	\$14.88
24"	220-223	\$16.35
32"	220-224	\$16.42
36"	220-225	Disc.

Chrome, Knurled Grab Bar



Features:

Durable, chrome-plated steel is attractive and easy to clean.
 Knurling around the grab bar diameter provides a no-slip grip.
 Mounts vertically or horizontally.
 1½" distance from the wall.
 1" in diameter.
 Limited Lifetime Warranty.

Grab Bar

12"	220-226	\$14.90
16"	220-227	\$16.15
18"	220-228	\$25.95
24"	220-229	\$19.02
32"	220-230	\$21.90

Extend A Hand



Extend A Hand is a product that rewards the individuals with added safety and stability. This product is used in "at-risk to fall" areas in your home. Falls in the home cause additional medical expense and are a main reason for people to seek assisted living alternatives. Extend A Hand is preferred for assistance in maneuvering through a "at-risk-to-fall" area of your home, cottage, boat, garage, RV or hot tub area. Extend A Hand folds out and locks 12" from the wall, plus between the locking extension is a conventional grab bar. With Extend A Hand engaged this grab bar is easier to reach. This product will give you added safety for maneuvering in and out of the bathtub. Once inside you can still use the Extend A Hand for balance assistance while showering. If you don't need the extension it folds down out of the way. Extend A Hand is made with powder coated aluminum and all stainless steel mounting hardware. The rust free materials allow it to be mounted in shower or hot tub areas. Extend A Hand can withstand over 600 lbs. of sustained weight directly on the 12" easy lift auto-locking extension armature.

Extend A Hand is ADA & ADAAG compliant.

It has passed NAHB testing for ASTM F446-93.

Extend A Hand is a DME Medicare registered device.


White

16"x12"	220-463	\$129.96 ea.
24"x12"	220-467	\$136.80 ea.
32"x12"	220-465	\$153.91 ea.

Stainless Steel

16"x12"	220-464	\$138.24 ea.
24"x12"	220-468	\$145.36 ea.
32"x12"	220-466	\$162.46 ea.

No-Slip Strip By 3M



No-Slip-Strip with heavy-duty adhesive. Use in bathrooms, hallways, ramps, rails, footplates, stairs, showers or anywhere you need no-slip protection. Available in 1" and 2" widths, Clear, White or Black in color. Sold by the roll, rolls are 60 feet long.

Anti-Slip Tape

Clear, 1"	229-001	Disc.
Black, 1"	229-005	\$40.90 roll
Black, 2"	229-006	\$97.65 roll

Grab Bars

Visit us online
Ocelco.com
 for additional products & options

Suction Cup Grab Bar

Features:

Installs and removes without tools or professional installation.
 Can be installed at any angle.
 Will not damage property.
 Large suction cups provide an extremely strong hold.
 Release levers make installing and removing the suction-cup grab bars quick and easy.



Suction Cup Grab Bar

12" 220-328 \$12.32

Adjustable Grab Bar

Features:

Installs and removes without tools or professional installation.
 Will not damage property.
 Large suction cups provide an extremely strong hold.
 Release levers make installing and removing the suction cup grab bars quick and easy.



Adjustable Suction Cup Grab Bar

19 3/4" 220-219 \$19.45

The WingIt™

**The Worlds Strongest Fastener for Grab Bars.
 Allows for Installation of Grab Bars into Almost Any Wall!**

The WingIt™ can reduce the cost of retrofitting a grab bar up to 70% while allowing for freedom of placement in both new and existing construction. Dry wall, tile, and acrylic or fiberglass tub surrounds are some of the walls that the WingIt™ can be utilized.

Freedom of design: WingIts™ allow for grab bar installation to occur at any time during the building process. Architectural changes or lack of communication between the building trades will not affect the grab bar installation process. There is not any reinforcement to miss, installation of the WingIts™ can be done after the bathroom fixturing has been set.

Features:

Waterproof seal - Incorporates 3M® VHB Tape.
 No blocking or studs needed.
 No need to tear open and reconstruct walls.
 Can be installed in all framed walls.
 In sheet rock and ceramic tile, WingIts hold up to 800 lbs.
 Meet and exceed all building codes and ADA Requirements.
 Only legal alternative to 2x10 blocking.



WingIt with screw in.

For use with grab bars on following pages or where specified. Special flanges are needed. (no charge).

WingIt, with 4" L Screw


220-232 \$30.00

WingIt, with 5" L Screw

220-232-05 \$32.00

1 1/4" Apache 200 Drill Bit

220-236 \$17.30



WingIt installed and tightened down.



WingIt with screw backed out.



All Grab Bars are made with stainless steel and come in 1½" diameter. Other diameters are available in 1¼" and 1" but may not meet building or state codes. All Grab Bars have 14 gauge thick, 3" diameter ends. Strong yet flexes slightly during installation to reduce the possibility of tile cracking. Pan head screws provided. 1½" space between wall and grab bar. ADA approved.


Shipping: Some items are too large to ship UPS and must go truck, these items are marked with (*) by the part number.

Options Available at an Extra Charge, please call for price.

- Peened:** Texture is achieved with metallic balls shot with high pressure air jet on the surface of the metal, which produces slight indentations.
- Anti-Slip:** is a non-slip coating applied to the surface of the bar.

Basic Straight Bar

Grab Bar	Part No.	Price
12"	220-114	\$41.27
16"	220-119	\$44.65
18"	220-113	\$46.10
24"	220-112	\$51.68
30"	220-111	\$57.00
32"	220-120	\$58.68
36"	220-110	\$61.85
40"	220-121	\$64.85
42"	220-109	\$67.43
48"	220-108	\$72.30
52"	220-122	\$79.80
54"	220-123	\$82.83



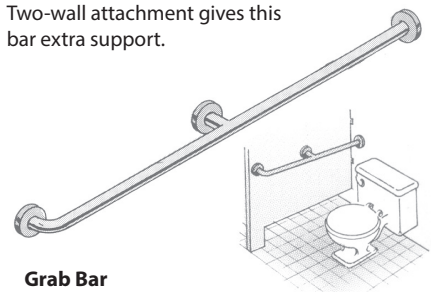
Straight Bar with Mid Support

Grab Bar	Part No.	Price
36"	220-206	\$75.87
42"	220-205	\$80.66
48"	220-204	\$84.83
52"	220-207	\$91.26
54"	220-208	\$93.86
60"	220-209	\$97.67
72"	220-210	\$106.39
84"	220-211	\$120.81
96"	220-212	\$133.31
108"	220-213*	\$134.37



Straight Bar with Corner Mount

Two-wall attachment gives this bar extra support.



Grab Bar	Part No.	Price
42"	220-214	Disc.
48"	220-215	\$62.22
52"	220-216	\$66.15
54"	220-217	\$66.93

Wall to Floor Bar with 4" Extension

Provides the same function as 220-402 without outrigger at floor; however the bar requires a 4" extension set into a concrete floor.

Grab Bar	220-407	\$81.08
----------	---------	---------

Wall to Floor Bar with Outrigger

Surface mounted bar utilizes outrigger at floor to stabilize. Left and right determined by standing in front of stool.

Grab Bars	\$93.89
Right	220-403
Left	220-402

Left Hand Shown

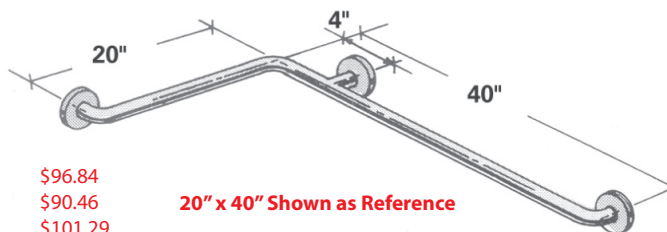
Wall to Floor Bar

Exceptionally sturdy design allows surface mounting without outrigger or extension. Stainless steel tubing and chrome plated brass cover flanges slip over steel liners attached to wall and floor.

Grab Bar	220-406	\$150.49
----------	---------	----------

Horizontal Corner Bar

This useful bar provides gripping surface on two walls. May be mounted either left or right.



20" x 40" Shown as Reference

Grab Bars

16"x31"	220-415	\$75.60	36"x48"	220-418*	\$96.84
24"x24"	220-416	\$82.80	36"x52"	220-419*	\$90.46
20"x40"	220-414	\$79.90	36"x54"	220-420*	\$101.29
24"x36"	220-417	\$74.93			

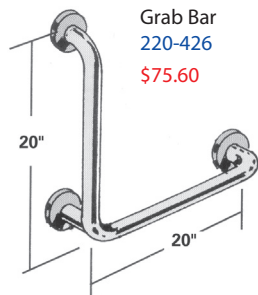
Inclined Bar

When this bar is mounted at a 45° angle, the center line is designed to hit building studs 16" apart.



Grab Bar 220-427 \$45.95

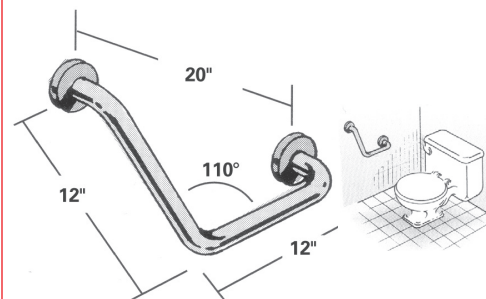
Combination Grab Bar



Grab Bar 220-426 \$75.60

Boomerang Bar

Grab Bar 220-405 \$62.10



Hockey Stick

Left and right determined by standing in front of stool.



Grab Bars Right 220-425 Left 220-424 \$67.73

Left Hand Shown

Horizontal/Vertical Bar

Left and right determined by standing in front of tub.



Left Hand Shown

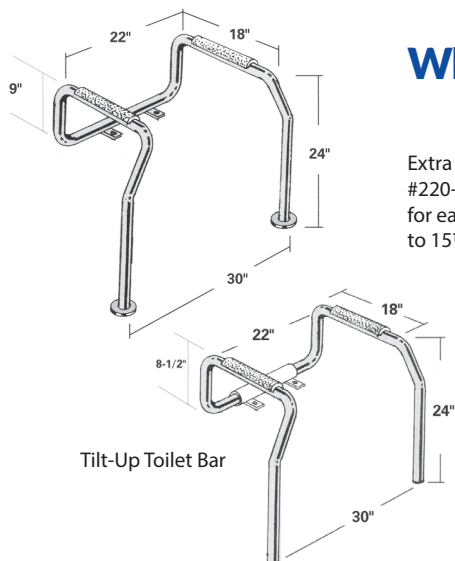
Grab Bars

Right, 12"x24"	220-307	\$77.62
Left, 12"x24"	220-311	\$77.62
Right, 16"x32"	220-303	\$76.38
Left, 16"x32"	220-304	\$76.38
Right, 18"x32"	220-308	\$77.97
Left, 18"x32"	220-312	\$77.97
Right, 24"x36"	220-309	\$72.23
Left, 24"x36"	220-313	\$80.25
Right, 24"x48"	220-310	\$79.66
Left, 24"x48"	220-314	\$87.23

16" x 32" Shown as Reference

Wheelchair Toilet Bar

Extra wide legs for easy access by wheelchair users. The #220-422 mounts to the floor and the #220-423 tilts up for easy cleaning. Both bars fit toilet bowl heights of 15" to 15½", but can be modified to fit your requirements.

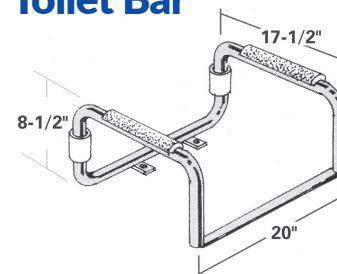


Grab Bars

Toilet Bar	220-422	\$166.00
Tilt-Up Toilet Bar	220-423	\$190.53

Tilt-Up Toilet Bar

Toilet Bar



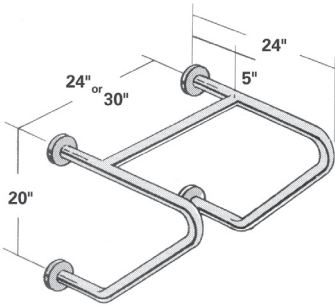
Features:

Plastic armrests.
1" in diameter.
Detachable for easy cleaning.

Grab Bar 220-421 \$149.83

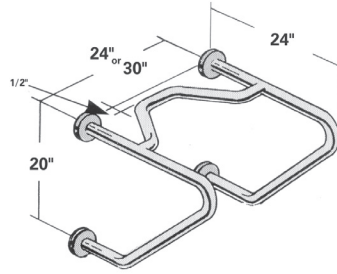
Grab Bars

Straddle Bar



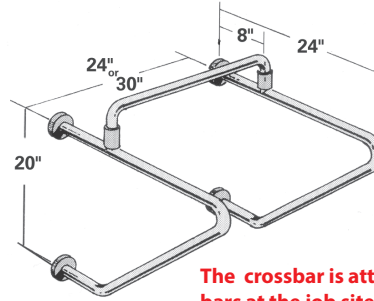
Grab Bars			
24"	220-404	\$179.99	
30"	220-445	\$168.61	

Straddle Bar for Flush Valve



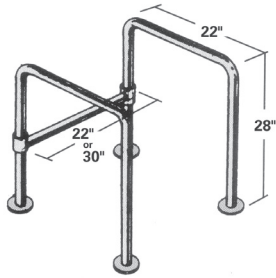
Grab Bars			
24"	220-430	\$166.14	
30"	220-431	Disc.	

Straddle Bar for Tank Toilet



Grab Bars			
24"	220-432	\$181.13	
30"	220-433	Disc.	

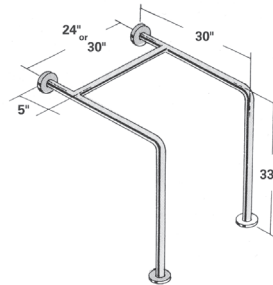
The crossbar is attached to the parallel bars at the job site with epoxy, included.



Floor Mounted Straddle Bar

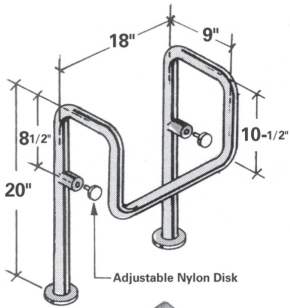
The crossbar is vertically adjustable.

Grab Bars			
22"	220-428	\$211.08	
30"	220-429	Disc.	



Wall to Floor Straddle Bar

Grab Bars			
24"	220-401*	\$180.51	
30"	220-444*	Disc.	



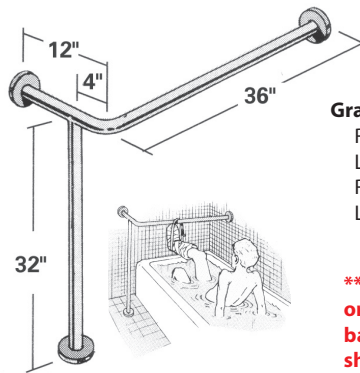
Tub Entry Bar

This bar provides a convenient grip for balance at tub entrance. The time-tested design combines floor mounting and adjustable tub brace. 1" diameter tubing.

Dimensions are for 16" tub height. If different, please give tub height from the floor.

Entry Bar	220-458	\$131.80	
-----------	---------	----------	--

Floor/Corner Mounted Tub Bar



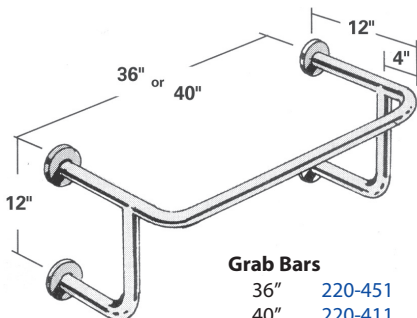
Left and right determined by standing in front of tub.

Grab Bar			
Right	220-408*	\$93.16	
Left	220-409*	\$93.16	
Right	220-408-S**	\$128.26	
Left	220-409-S**	\$128.26	

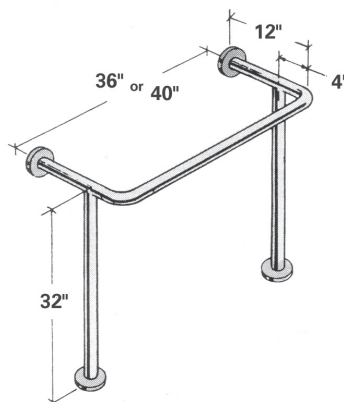
** These bars will be shipped as 2 or more pieces that can be spliced back together. This allows it to be shipped UPS rather than by Truck.

Left Hand Shown

Wall Suspended Tub Bar



Grab Bars			
36"	220-451	\$127.57	
40"	220-411	Disc.	



Floor Mounted Tub Bar

Grab Bars			
36"	220-450*	\$139.73	
40"	220-410*	Disc.	
36"	220-450-S**	\$147.87	
40"	220-410-S**	\$357.05	

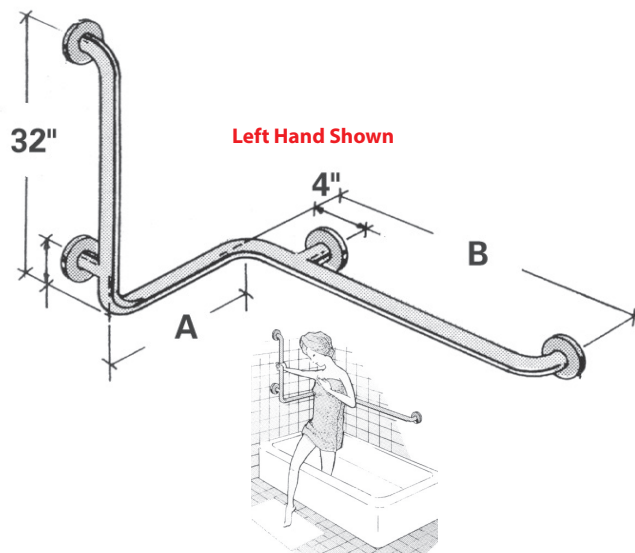
** These bars will be shipped as 2 or more pieces that can be spliced back together. This allows it to be shipped UPS rather than by Truck.

Tub/Shower Horizontal Corner Bar with Vertical Arm

These bars are excellent multi-purpose bars that provide a vertical arm and two horizontal supports for added stability. **When entering tub, if the bather's right hand grips the vertical, specify right. If reverse, specify left.**

Grab Bars

Right Side, A=24" B=24"	220-454*	\$116.77
Left Side, A=24" B=24"	220-455*	\$116.77
Right Side, A=20" B=40"	220-452*	\$118.13
Left Side, A=20" B=40"	220-453*	\$118.13
Right Side, A=24" B=48"	220-412*	\$124.20
Left Side, A=24" B=48"	220-413*	\$124.20

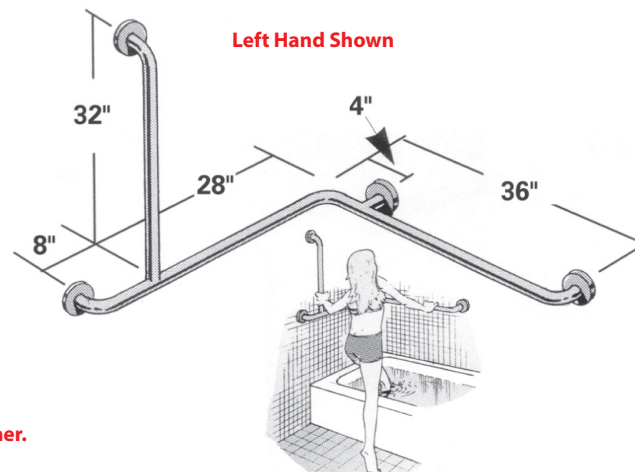


Tub/Shower Horizontal Corner Bar with Offset Vertical Arm

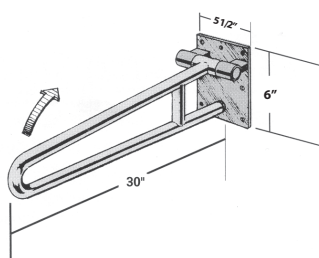
These bars are excellent multi-purpose bars that provide a vertical arm and two horizontal supports for added stability. **When entering tub, if the bather's right hand grips the vertical, specify right. If reverse, specify left.**

Grab Bars

Right Side	220-456*	\$141.76
Left Side	220-457*	\$141.76
Right Side	220-456-S**	\$201.43
Left Side	220-457-S**	\$162.89



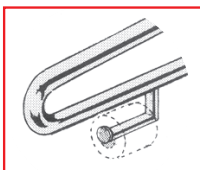
**** These bars will be shipped as 2 or more pieces that can be spliced back together. This allows it to be shipped UPS rather than by Truck.**



Toilet Paper Holder

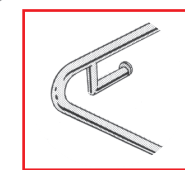
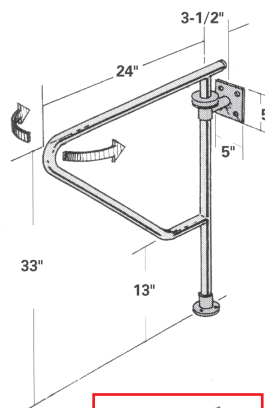
Swing-Up Bar

Bar swings up out of the way when not in use and is lowered into position when needed. The bar moves smoothly and easily due to adjustable tension in the hinge which also prevents it from free falling. Available with toilet paper holder.



Toilet Paper Holder

Grab Bar		
Swing-Up Bar	220-460	\$269.93
Swing-Up Bar with Toilet Paper Holder	220-459	\$283.68



Toilet Paper Holder

Swing-Away Bar

Bar swings out of way when not in use. A simple lifting motion allows user to lock arm securely in any of three positions 90° apart. To eliminate maintenance and repairs, no springs are used. Available with toilet paper holder.

Grab Bar		
Swing-Away Bar	220-462	\$226.75
Swing-Away Bar with Toilet Paper Holder	220-461	\$226.75

Grab Bars

P.T. Rail - Fixed and Hinged

Fold down wall mounted rail with an exceptionally solid feel and an innovative offset rail design. Finally, a double rail that makes sense and provides maximum hand and wrist comfort. **Has a weight capacity of 350 lbs.**



P.T. Rail Fixed - Powder Coat White

28" Hinged (specify right or left)	220-483-SD	Disc.
32" Hinged (specify right or left)	220-471-SD	Disc.

P.T. Rail Hinged - Powder Coat White

28" Hinged (specify right or left)	220-487-SD	\$181.58
32" Hinged (specify right or left)	220-469-SD	Disc.

P.T. Rail Hinged - Powder Coat Platinum Gray

28" Hinged (specify right or left)	220-480-SD	Disc.
32" Hinged (specify right or left)	220-473-SD	Disc.

P.T. Rail Hinged - Bright Polish Chrome Plate

28" Hinged (specify right or left)	220-505-SD	Disc.
32" Hinged (specify right or left)	220-506-SD	Disc.

P.T. Rail Hinged - Stainless Steel

28" Hinged (specify right or left)	220-496-SD	\$306.58
32" Hinged (specify right or left)	220-507-SD	\$370.00



Offset Dual Rail



P.T. Rail Floor Mast System

The P.T. Rail™ Floor Mast is a floor mounted column that the P.T. Rail™ wall plate (both hinged & fixed models) can mount to. **P.T. Rail not included.**

Benefits

Flexible - Allows installation of P.T.Rail™ to this floor mounted mast in situations where wall mounting of the rail is not possible or desirable.

Secure - Strong alloy steel construction insures a secure feeling of the rail.

Adaptable - Unique clamping system permits setting the rail height (top rail) between 32-36"/81-91cm from floor level.

Versatile - Accepts both fixed and folding P.T. Rail™ Models.

Features

Overall mast height: 39"

Adjustment range- 32"-36" (top rail to floor)

Floor plate - 4" X 6" with 5 fastener holes (3/8" dia)

Includes hardware clamp kit to attach rail to mast

P.T. Rail Floor Mast System

White Powder Coat	220-477	\$169.74
Gray Powder Coat	220-478	Disc.
Stainless Steel	220-500	\$298.68



Toilet Roll Holder for P.T. Rail

Mounts to P.T. Rail to reduce reaching / twisting for toilet paper.

Toilet Roll Holder	220-502	\$30.00
--------------------	---------	---------

I.V. Poles

A Select Care

Low profile base prevents tipping; ball bearing casters facilitate a smooth transport of the pole on all surfaces. Chrome plated steel. Height: 46¼" to 85".

B Deluxe 5-Leg

Chrome plated, steel I.V. pole height adjusts 38¼" in 1" units. Five-leg base offers maximum stability. Swivel, ball-bearing casters provide smooth rolling on all surfaces. Base is molded of unbreakable, truss-reinforced plastic. Sure-Grip clutch nut provides a full range of height positions.

C Stainless Steel Deluxe 5-Leg

Circular, Ram-Horn hooks provide secure suspension of solution containers. Friction-grip lock permits height adjustment without danger of slipping. 2-hook pole. Height: 48" to 86"

A Select Care I.V. Pole

2 Hooks 308-001 \$32.23
 4 Hooks 308-004 \$41.75

B Deluxe 5 Leg I.V. Pole

2 Hooks 308-005 \$50.97
 4 Hooks 308-006 \$58.02

C Stainless Steel Deluxe 5 Leg I.V. Pole

2 Hooks 308-003 \$85.71

MRI Non-magnetic I.V. Poles


For use in MRI room

B Deluxe 5 Leg I.V. Pole

MRI 2 Hooks 308-008 \$307.13
 MRI 4 Hooks 308-021 \$320.12

C Stainless Steel Deluxe 5 Leg I.V. Pole

MRI 2 Hooks 308-022 \$333.11
 MRI 4 Hooks 308-023 \$346.11



Pitch-It Collapsible I.V. Poles

A Table Top Model

Lightweight pole is portable and collapsible. Base easily folds up for storage or transportation. Extended height 53", collapsible height 28"

B Floor Model, No Casters


Lightweight pole is portable and collapsible. Floor Model for gravity-fed IV infusions. Extended height 72" (1779 mm)

C Floor Model, 5 Casters

Durable enough for most infusion pumps. Two telescoping sections that twist and lock to adjust the pole at different heights. Designed to hold up to 3 liters of IV fluid. Five legs for easy movement and less chance of tipping. Extended height: 74"

Pitch-IT

Table Top 308-010 \$27.00
 Floor Model, no casters 308-011 \$25.05
 Floor Models, 5 Casters 308-012 \$63.60



Ceiling Mounted I.V. Poles

Ceiling Mounted IV's mount directly to your curtain track. This allows more space for all of your other hospital equipment. IV Bag holders raise and lower without disturbing needles and tubes or causing patient discomfort.

Ceiling IV Features and Benefits:

Suspend from hospital curtain track.
 Made from stainless steel for sanitation.
 Arms fold for sterilization and easy storage.

Works With:

215-400-S or -W 8" Tracking
 215-505-S or -W 90° Tracking
 215-506-S or -W 45° Tracking
 308-104 Ceiling IV Pole Carriage

I.V. Ceiling Poles

5 Bag IV Post w/ Fixed Holder
 5 Bag IV Post w/ Adjustable Height Holder
 9 Bag IV Post w/ 2 Adjustable Height Holders
 9 Bag IV Post w/ One Fixed and One Height Adjustable Holder



308-109
 AND
 308-110



308-111
 AND
 308-112

308-109 \$47.67
 308-110 \$48.00
 308-111 \$75.68
 308-112 \$57.00

Oxygen Conserving Regulator



Features:

Regulator and Pneumatic conserving device combined into one unit.
Conserving ratios up to 3:1.
LPM 1, 1½, 2, 2½, 3, 3½, 4, 4½, 5, 5½ and 6.
Continuous flow available on all flow settings.
Dial-in flow control.
Maximum inlet pressure 3000 psi.
Internal reseating relief valve protects from over-pressurization.

Oxygen Conserver 311-400 \$179.54



A



B



C



D



E



A



B



C



D

Cylinder Stands and Carts

Cylinder Stand

- A. Holds 1 C, D or E Tank 311-658 \$39.05
- B. Holds 1 M or M60 Tank 311-657 \$61.00
- C. Holds 6 C, D or E Tanks 311-659 \$45.82
- D. Holds 12 M6 (B) Tanks 311-660 \$61.08
- E. Holds 12 C, D or E Tanks 311-661 \$62.10

Cylinder Carts

- A. Holds 1 D or E Tank 311-234 \$25.50
- B. Holds 1 M60 or M Tank 311-650 \$64.00
- C. Holds 1 M60, M or H Tank 311-652 \$152.53
- D. Holds 1 M60, M or H Tank 311-653 \$209.21

Cylinder Wrenches



Wrenches

- Plastic 311-536 \$1.13
- Plastic with Security Chain 311-537 \$3.30
- Metal 311-534 \$1.98
- Metal with Security Chain 311-535 \$3.95



A

B

C

D

E

Aluminum Oxygen Cylinders

Features:

Aluminum cylinders are 40% lighter than steel.
Cylinders are cleaned for medical oxygen service.
Safety paint protects cylinder sidewall and provides heat detection.
Cylinder finish is easy to clean and maintain.
Straight thread design eliminates thread damage and provides positive seal.

- A. M9 (C)** 10½"x4½"
3.5 lbs, 246 liters, 2015 psi
Wrench Valve CGA-870 311-613 \$72.51
Toggle Valve CGA-870 311-614 \$75.28
- B. D** 16"x4½"
4.9 lbs, 425 liters, 2015 psi
Wrench Valve CGA-870 311-616 \$81.44
Toggle Valve CGA-870 311-617 \$72.51
- C. E** 25"x4½"
7.3 lbs, 679 liters, 2015 psi
Wrench Valve CGA-870 311-619 \$80.27
- D. M60** 23½"x7¼"
22.5 lbs, 1699 liters, 2216 psi
Spigot Valve CGA-540 311-621 \$184.89
- E. M22** 36¼"x8"
40.1 lbs, 3454 liters, 2216 psi
Spigot Valve CGA-540 311-624 \$259.97



Single and Dual Head Stethoscopes

Stethoscope

Single Head	260-1CL	\$3.83
Dual Head	260-2CL	\$5.33



Single Head

Colors Available:

67-Blue, 46-Black, 44-Grey, 27-Burgundy, 20-Red, 15-Lavender, 50-Green, 25-Magenta, 53-Teal, 10-Purple, 18-Navy Blue, 51-Hunter Green, 70-Orange

Sprague Rapport Stethoscopes

Stethoscope

260-5CL	\$10.33 ea.
---------	-------------



Parts for Single/Dual Head Stethoscopes

Binaural

A. 1/4" Lightweight Chrome Plated	270-120	\$3.11
B. 1/4" Chrome Binaural Spring	271-905	\$2.19

Eartips

C. 1/4" Soft Black Rubber Mushroom	270-222	\$.71 a pair
D. 1/4" White Plastic	270-221	\$1.13 a pair
E. Universal Soft Vinyl Eartips, White	270-225	\$.71 a pair
F. Threaded Metal Insert, Small, Black	270-223	\$3.11 a pair
F. Threaded Metal Insert, Large, Black	270-224	\$3.11 a pair

Chestpiece


G. Complete Single Head, Silver	271-498	\$4.16
H. Complete Dual Head, Silver	271-598	\$4.57
I. Diaphragm	271-911	\$1.67
J. Universal H Type I.D. Tag, Black	270-226	Disc.

Tubing

K. 22" PVC "Y" Tubing, Specify Color	271-0CL	\$1.56
--------------------------------------	---------	--------

Colors Available:

67-Blue, 46-Black, 44-Grey, 70-Orange, 27-Burgundy, 20-Red, 15-Lavender, 50-Green, 25-Magenta, 53-Teal, 10-Purple, 18-Navy Blue, 51-Hunter Green



Parts for Sprague Rappaport Type Stethoscopes

Binaural

A. 3/8" Standard with Soft Clear Silicone Tip	270-110	\$4.60
B. 3/8" Chrome Binaural Spring	271-901	\$2.73

Eartips

C. 3/8" Soft Black Rubber Mushroom	270-232	\$1.24 a pair
D. 3/8" Black Plastic	270-212	Disc.
E. 3/8" Soft Clear Silicone	270-233	\$.74 a pair

Chestpiece

F. Complete Sprague, Silver	271-698	\$12.00
Small Diaphragm	271-908	\$1.67
G. Large Diaphragm	271-906	\$1.67

Accessories

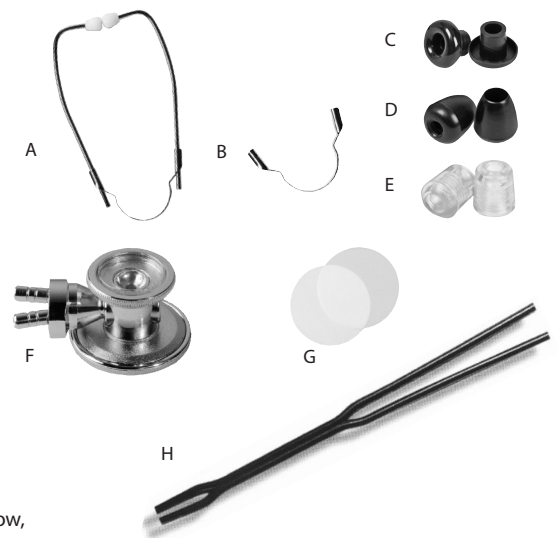
Cap for End of Sprague Tube	271-902	\$.74
Accessory Kit (3 bells, extra eartips and 2 diaphragms)	271-904	\$9.48

Tubing

H. 22" Sprague, Specify Color	271-3CL	\$7.12 a pair
-------------------------------	---------	---------------

Colors Available:

67-Blue, 46-Black, 44-Grey, 70-Orange, 27-Burgundy, 20-Red, 15-Lavender, 50-Green, 30-Yellow, 25-Magenta, 53-Teal, 10-Purple, 16-Orchid, 66-Peacock, 18-Navy Blue, 51-Hunter Green



Blood Pressure

Replacement Cuffs with One Tube Bladders



Colors:
80-Brown, 67-Blue, and 70-Orange

Nylon Cuff with One Tube

Newborn	276-680-CL	Disc.
Infant	276-5CL	\$19.34
Child	276-4CL	\$14.07
Adult	276-3CL	\$24.50
Large Adult	276-2CL	\$19.35
Thigh	276-1CL	\$27.41

Replacement Cuffs with Two Tube Bladders



Colors:
67-Blue, 46-Black, and 70-Orange
Colors for Adult Size Only:
27-Burgundy, 20-Red, 15-Lavender,
25-Magenta, 53-Teal, 10-Purple, 68-Royal
Blue, 16-Orchid, and 51-Hunter Green

Nylon Cuff with Two Tubes

Infant	275-5CL	\$19.34
Child	275-4CL	\$19.50
Adult	275-3CL	\$24.50
Large Adult	275-2CL	\$14.90
Thigh	275-1CL	\$28.48

Replacement Bladders



One Tube

Infant	272-151	\$8.40
Child	272-152	\$7.11
Adult	272-150	\$7.11
Large Adult	272-153	Disc.
Thigh	272-154	\$16.30



Two Tubes

Infant	272-141	Disc.
Child	272-131	Disc.
Adult	272-121	\$7.11
Large Adult	272-111	\$11.15
Thigh	272-101	\$16.30

Replacement Cuffs




Blue Nylon

Infant	273-467	\$10.09
Child	273-367	Disc.
Adult	273-267	\$11.90
Large Adult	273-167	Disc.
Thigh	273-067	\$17.68

Parts

Connectors



1 Piece

2 Piece

2 Piece

Air Release Valves



Standard

Deluxe

Bulbs



Bulb

Bulb with Valve



Gauge



Palm Gauge

Gauges



Deluxe
Adj Gauge

Gauge Guards



Latex-Free



Bulb

Bulb with Valve

Coil Tubing

Connectors

1 Piece Plastic	277-310	\$8.99
2 Piece Plastic	277-311	Disc.
2 Piece Metal	277-312	\$8.00

Air Release Valves

Standard	277-210	\$4.00
Deluxe	277-211	\$5.50

Coil Tubing

4 Foot	277-109	\$11.26
8 Foot	277-110	Disc.

Bulbs

Bulb Only	277-410	\$3.93
with Standard Valve	277-411	\$8.40
with Deluxe Valve	277-412	\$7.70

Gauges

Econo	277-010	\$10.20
Deluxe	277-022	\$25.00
Deluxe Adjustable	277-012	\$19.26
Deluxe, Blue	277-023	\$14.40
Deluxe, Black	277-024	\$19.81
Palm with bulb	277-027	\$58.62
Screwdriver for Adjustable Gauge	279-104	\$2.67

Gauge Parts and Accessories

Crystal for Standard Gauge	279-101	\$1.00
Retaining Ring for Standard Gauge	279-100	\$3.11
Crystal for Palm Gauge	279-103	\$5.40
Gauge Guard, Blue	277-500	Disc.
Gauge Guard, Black or Orange	277-504-CL	\$8.98

Latex-Free Bulbs

Bulb with Standard Valve	272-221	\$4.80
Bulb with Deluxe Valve	272-222	\$7.60

Latex-Free Coil Tubing

8 Foot Coil Tubing	272-225	\$15.34
--------------------	---------	---------

Latex-Free Replacement Bladders

In response to an increasing occurrence of allergic reactions to latex and a corresponding increase in the demand for items that are Latex-Free, we are pleased to introduce our comprehensive line of Latex-Free products. Latex-Free inflation systems use only the finest neoprene available. Neoprene has the added benefit of being more resistant to environmental and chemical factors that generally reduce the life expectancy of traditional latex products. Latex-Free inflation systems, parts and accessories made with neoprene components are backed by a Five Year Warranty.



Two Tube Replacement Bladders

Infant	272-216	\$10.96
Child	272-217	\$11.66
Adult	272-215	\$13.00
Large Adult	272-218	\$15.56
Thigh	272-219	\$17.82

Latex-Free Replacement Cuffs and Bladders

Black Nylon Cuff with One Tube


Infant	272-206	\$19.34
Child	272-207	\$19.70
Adult	272-205	\$24.50
Large Adult	272-208	\$35.33
Thigh	272-209	\$43.24

Black Nylon Cuff with Two Tubes

Infant	272-201	\$13.60
Child	272-202	\$14.46
Adult	272-200	\$15.30
Large Adult	272-203	\$18.63
Thigh	272-204	\$41.28



Latex-Free Bulbs and Tubing



Latex-Free Bulbs

Bulb with Standard Valve	272-221	\$4.80
Bulb with Deluxe Valve	272-222	\$7.60

Latex-Free Coil Tubing

8 Foot	272-225	\$14.92
--------	---------	---------

Bladders are orange in color & Cuff is labeled Latex-Free to designate Latex-Free

Professional Sphygmomanometers Heritage Series Aneroid Sphygmomanometer

Ideal for the healthcare provider who is looking for quality and affordability. Calibrated nylon cuff with standard inflation system. 20-YEAR GAUGE CALIBRATION WARRANTY. 2-YEAR INFLATION SYSTEM WARRANTY.

Includes: Blue gauge, standard air release valve and inflation bulb, calibrated blue nylon cuff with 2-tube bladder* and zippered attaché case.

Heritage Sphygmomanometers - Blue Cuff and Gauge

Infant	265-567	\$21.58
Child	265-467	\$21.58
Adult	265-367	\$21.58
Large Adult	265-267	\$25.83
Thigh	265-167	\$28.75



Teaching/Training Aluminum Dual Head Stethoscope

Lightweight dual head design includes an aluminum rotating chestpiece with non-chill diaphragm retaining ring and bell ring. Ideal design for use in educational and clinical settings. White soft vinyl eartips. Tube length: 24"; total length: 36".



Teaching Stethoscope - Black 260-798 \$12.08

Sterling Series ProKit™ Aneroid Sphygmomanometer and Sprague Rappaport-Type Stethoscope

Sterling Professional Gauge:
Deluxe adjustable gauge with luminescent faceplate allows the user to easily set the gauge to zero. Deluxe air release valve and bulb and coordinating adult calibrated nylon cuff.

Sterling Sprague Rappaport-Type Stethoscope:
Heavy-walled double tubing and chrome-plated zinc alloy rotating chestpiece. Tube length: 22"; total length: 30".

LIFETIME GAUGE CALIBRATION WARRANTY
ADJUSTABLE GAUGE
2-YEAR INFLATION SYSTEM WARRANTY
LUMINESCENT GAUGE FACE
STETHOSCOPE LIFETIME LIMITED WARRANTY

Sterling Series ProKit 268-4CL \$30.47

Colors Available:
67-Blue, 46-Black, 27-Burgundy, 25-Magenta, 53-Teal, 10-Purple, 18-Navy Blue, 51-Hunter Green



Sterling Series - Mobile Aneroid Sphygmomanometer

Freestanding mobile design ideal for professional, institutional use. Adjustable gauge with luminescent dial and needle for readings in low light. Generous 6" diameter gauge face. Faceplate swivels 110° with 15° back angle. Attached wire basket stores cuff and tubing. Height adjusts from 45" to 55". Sturdy 7-lb. weighted 5-leg base with dual casters. Optional wall-mount fixture and hardware included. Simple assembly required.

LATEX-FREE NEOPRENE
LIFETIME GAUGE CALIBRATION WARRANTY
2-YEAR INFLATION SYSTEM WARRANTY



ADJUSTABLE DIAL

LUMINESCENT
DIAL AND NEEDLE

Sterling Floor-Type Sphygmomanometer 264-212 \$113.57

Automatic Digital Blood Pressure Arm Monitor

Fully automatic, one-button operation is easy to use for at-home monitoring.
Large LCD display indicates reading progress and systolic, diastolic and pulse results simultaneously with date and time stamp.
Irregular Heartbeat Detection alerts the user to an irregular heartbeat during measurement.
Hypertension Indicator provides an instant comparison to standards set by the World Health Organization.
Adult size cuff fits arm circumference: 11-3/4" – 16-1/2".
Large adult size fits arm circumference: 16-1/2" – 18-7/8".
60-reading memory bank.
Latex-Free.

FULLY AUTOMATIC INFLATION/DEFLATION
CLINICALLY ACCURATE READINGS
LIFETIME LIMITED WARRANTY

Adult - Automatic Digital Monitor	264-508	\$55.17
Large Adult - Automatic Digital Monitor	264-509	\$54.83



Semi-Automatic Digital Blood Pressure Arm Monitor

Large LCD display indicates reading progress and systolic, diastolic and pulse results simultaneously with date and time stamp.
Hypertension Indicator provides an instant comparison to standards set by the World Health Organization.
Irregular Heartbeat Detection alerts the user to an irregular heartbeat during measurement.
Adult size cuff fits arm circumference: 11-3/4" – 16-1/2".
Large adult size fits arm circumference: 16-1/2" – 18-7/8".
60-reading memory bank.
Latex-Free.

MANUAL INFLATION/AUTOMATIC DEFLATION
CLINICALLY ACCURATE READINGS
LIFETIME LIMITED WARRANTY

Adult - Semi-Automatic Digital Monitor	264-506	\$26.03
Large Adult - Semi-Automatic Digital Monitor	264-507	\$41.17



Jumbo Screen Premium Digital Blood Pressure Arm Monitor

Oversize, easy-to-read backlit display.
Irregular Heartbeat Detection alerts the user to an irregular heartbeat during measurement.
Displays systolic, diastolic and pulse readings simultaneously with date and time stamp.
2-person memory bank stores up to 120 readings, 60 readings for each user with average of last 3 readings.
Hypertension Indicator provides an instant comparison to standards set by the World Health Organization.
Adult size cuff fits arm circumference: 11-3/4" – 16-1/2".
Latex-Free.

JUMBO BACKLIT DISPLAY
CLINICALLY ACCURATE READINGS
LIFETIME LIMITED WARRANTY

Jumbo Screen Automatic Digital Monitor	264-510	\$65.00
--	---------	---------



Heavy Duty Pill Crusher

The Ocelco Die-Cast Metal Pill Crusher easily reduces pills to powder, strong enough for institutional use, perfect for hospitals, nursing home, and pharmacies.

NEW PRODUCT



Features:

- Easily reduces pills to powder.
- Strong enough for institutional use.
- Can be mounted to med-carts, table tops, etc. with mounting base.
- Rubber base pads reduce reverberation between crusher and surface.
- Nylon washers reduce reverberation between the handle and the base.

Metal Pill Crusher 104-233 \$64.95
 3/4 oz. Souffle Cups, 1000 ct 104-246 \$16.65
 3/4 oz. Souffle Cups, 5000 ct 104-245 \$71.67

Maxgrind Pill Crusher/Storage Case

MAXGRIND Pill Crushers are designed with a dynamic crushing and grinding action to easily deliver finely crushed medication from the top down. MAXGRIND pill crushers are a revolutionary, high-quality twist pill crusher and grinder featuring an ergonomic, easy-to-grip and twist design. There is no need to unscrew the top to check progress or retrieve medications! Retrieving crushed medication is simplified by the top down process where crushed medication is sifted and funneled through patterned slots into the clear, easy-view bottom serving cup.

NEW PRODUCT



Features:

- Available in Red or Blue.**
- Comfortable anti-slip rubber grip.
- Easy dual action crushing and grinding.
- Exclusive top down crushing into serving cup.
- Free spin, pepper grinder action, delivers fine powder.
- Built-in storage with hinged lid.
- Dimensions: 3-3/8" L X 2-3/16" W

Maxgrind Pill Crusher 104-269-CL \$64.95

ChillMed Elite Diabetic Carry Case

The Double-Sided ChillMed Elite is Just What You're Looking for in an Ideal Weekly Diabetic Organizer. Made from durable 600D Cordura and featuring a chilled side and a non-chilled side. The new and improved ChillMED Elite Weekly Organizer is simple yet versatile. Elite offers users a solid foundation for daily or weekly use, whether transporting diabetic supplies and insulin, or other medications that require refrigeration.

NEW PRODUCT



Features:

- The Elite bag is compact and durable. The exterior of the bag includes a zippered mesh pocket to accommodate a Mini, XS, Small, Individual, or Duo sized Frio Wallet. The Elite has two no-snap zippers with extended zipper pulls on each side of the bag, to allow better access whether you are left handed or right handed. The NEW ChillMED Elite bag features closed cell ChillMED Elite Backfoam insulation throughout, which means better protection and longer cooling times.

Available in Blue, Burgundy or Slate

Dimensions: 10" x 7" x 3"

ChillMed Elite Diabetic Carry Case 104-182-CL \$26.98

Smart 14 Day Pill Reminder

Med-Q Smart Pill Reminders have been designed to help eliminate Senior's medication mistakes. The cutting edge pill box uses LED LITE-BOX Technology to guide the user to the correct dose. Just take the flashing box!! No decisions means no more mistakes.

Available in Blue or White

NEW PRODUCT

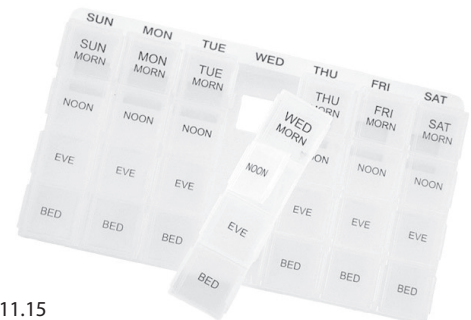


14 Day Pill Reminder 104-175-CL \$69.95

Weekly Medicine Chest

Medicine chests are great organizers for your medication or vitamins for the month. Colors are shipped randomly in blue, green, magenta & yellow. Labeled for each day of the week and 4 different times of the day.

WAS \$11.15 NOW \$7.50



Weekly Pill Reminder 104-220 \$7.50 Was \$11.15

HealthSmart Infrared Forehead Thermometer

healthsmart™

Innovative technology inspires premium quality in the HealthSmart Non-Contact Forehead Thermometer. This stylish thermometer with a high-contrast, backlit LCD screen delivers clinically accurate readings in seconds without skin contact. You can even measure a child's temperature without waking them! It features three temperature modes: forehead, object and ambient (air). The integrated distance sensor ensures pinpoint accuracy every time you use it.

A convenient color-coded indicator turns red if your temperature is above 100.4 degrees F. It turns green if it is below that. You can easily keep track of your progress with the nine-reading memory storage. This sleek thermometer includes: Fahrenheit/Celsius readouts, auto shutoff, two AAA batteries, instructions in English and Spanish and a three-year limited warranty.

Features and Benefits:

Clinically Accurate Readings In Seconds Without Skin Contact

This Thermometer Features Up-To-Date Infrared Technology That Allows You To Measure A Child's Temperature Without Waking Them

Measures Forehead, Object And Ambient (Air) Temperatures

This Sleek Thermometer Includes 3 Measurement Modes For Greater Versatility Integrated Distance Sensor Delivers Precise Accuracy

Color-Coded Fever Alarm

The Ring Around The Measurement Button Turns Red When Your Temperature Is Above 100.4 Degrees Fahrenheit. It Turns Green If There Is No Fever Present.

Includes:

9-Reading Memory Storage, Fahrenheit/Celsius Readouts, Auto Shutoff, 2 AAA Batteries, Instructions In English And Spanish And A 3-Year Limited Warranty



Infrared Forehead Thermometer

274-153 \$58.33

VH Suction Pump Tabletop Aspirator System

Adjustable vacuum flow regulator with adjustment range of 150-550 mm and free flow of 28 liters/minute.

One-liter reusable collection jar with cc measurement markings.

Suitable for home and clinical applications.

Two power options— AC adapter or rechargeable DC battery.

Charged battery life: 60 minutes at normal use; 50 minutes at maximum vacuum flow.

Unit weighs less than 6 lbs. with empty collection canister.

Approximate unit dimensions: 14-1/4"L x 6-7/8"W x 8-1/8"H.

Latex-free, BPA-free.

2-Year limited warranty.



Aspirator - Suction Pump - AC Power

207-112 \$135.71

Aspirator - Suction Pump - DC Power

207-114 \$200.00

Replacement Parts and Accessories for VH Suction Pump

Designed for single patient use

Canister, patient tubing and tubing/filter set are reusable up to 1-2 months or if overflow occurs

Collection canister is autoclaveable

Flexible 6 ft. patient tubing securely connects to canister lid

Secure-fit tubing and bacterial filter set connect canister to motor allowing for a maximum negative pressure of 550 mmHg (11-100); 530 mmHg (11-110)

Canister with Lid

207-121 \$30.00

Tubing / Filter Set

207-122 \$7.20

6' Patient Tubing

207-123 \$5.40

Air filter Cover

207-124 \$1.11

Air Filters, 10 Pack

207-125 \$2.89

Storage Tote

207-126 \$20.00

Tools

6-Pc Screw Driver Set



510-136 \$13.94 set

5-Pc Wrench Set



510-129 Metric \$9.98 set
510-130 S.A.E. \$9.98 set

16oz Hammer



510-137 \$7.54 ea.

8" Adjustable Wrench



510-133 \$9.98 ea.

6" Slip Joint Pliers



510-128 \$4.40 ea.

16' Tape Measure



510-127 \$7.90 ea.

Hex Key Wrench Set




510-132 7-pc Metric \$6.98 set
510-131 8-pc S.A.E.

Utility Knife



510-134 Knife \$3.02 ea.
510-135 5 Blades \$1.53 ea.

Plastic Caliper



510-126 \$4.58 ea.

Flashlight



510-140 \$3.31 ea.
Batteries not included



Zep Redi-Grease:

Multi-Purpose spray lubricant. Withstands extreme pressures and high temperatures. Extra thick, will not drip or run. Completely waterproof. No water washout. Red in color.
530-100 \$17.64 14.5oz can

State Invisi Lube:

Heavy Duty clear aerosol grease. Sprays like liquid sets like grease. Clear & non-staining for those specific applications where a clear lubricant is necessary. Will not wash out with water. Contains Teflon®
530-103 \$36.26 13.25oz can



Simple Geen "D" Cleaner

Simple Green "D": Formulated for use in health care and related industries, where cleaning and disinfecting are critical factors in everyday operations. Kills Human Immunodeficiency Virus (HIV), Staphylococcus Aureus, Pseudomonas Aeruginosa, Salmonella Choleraesuis.
520-101 \$19.83 gal.

CaviCide Disinfectant Cleaner

A convenient, ready-to-use, intermediate-level disinfectant which is effective against TB, HBV, viruses (hydrophilic and lipophilic), bacteria (including MRSA and VRE) and fungi. It is safe for all areas of the facility including NICU, operating rooms, isolation rooms, patient care areas and laboratories. When used as directed, it will also effectively clean and decontaminate critical and semi-critical instrumentation. CaviCide® does the job of three products, thus saving money by reducing repetitive inventory and time. CaviCide® is safe for use on non-porous surfaces. It is perfect for cleaning and decontamination of environmental and medical device surfaces.


CaviCide

CaviWipes, 12 Canisters per Case 530-128 \$156.25 cs.
1 Gallon Cleaner 530-131 \$39.68




Wheelchair Repair Stand

Swivels 360 Degrees
 Fits most chairs with 14" to 20" seat width
 Adjustable height range 26" - 30"



510-148 Disc.

Wheelchair Turntable



Work on your wheel chair with ease with this Wheelchair Turntable.

510-121 Disc.

Upholstery Hole Gauges

Set of four gauges to match up to your hole spacing on your upholstery. Invacare seat & back and E&J seat & back.

510-141 \$5.04 set


Dust Cap & Bearing Setter

Install bearings correctly without damaging races with this tool.



510-123 \$17.50 ea.

Bearing, Axle, Spoke Gauge

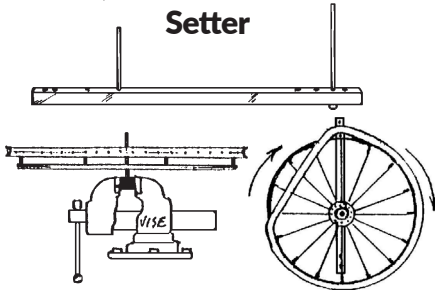


- 1) Determine Bearing hub sizes.
- 2) Determine Bearing I.D.
- 3) Determine Axle sizes.
- 4) Determine Spoke Sizes.

Measures the inside and outside diameters of Bearings and measures the outside diameters of Axles and Spokes.

510-110 \$2.00 ea.


24", 22" & 8" Vice Tire Setter



This tool makes it easy to put on Snap-On Tires that almost seem impossible to put on by hand.

510-102 \$38.33

Spoke Wrench



Universal to fit most spoke sizes.

510-100 \$5.58 ea.

I.D. O.D. Gauge



Measures inside and outside diameters of tubing.

510-115 \$2.00 ea.

52-Piece Socket Set, S.A.E. and Metric



Note:

Size and Piece number may change without notice due to availability. Please inquire when ordering.

52-Piece 1/4", 3/8" & 1/2" Drive ratchet Socket Set

Contents:

(18) 1/4" Drive Sockets

S.A.E.: 3/16", 7/32", 1/4", 9/32", 5/16", 11/32", 3/8", 7/16", 1/2"
 Metric: 4.5, 5, 6, 7, 8, 9, 10, 11, 12 mm.

(16) 3/8" Drive Sockets

S.A.E.: 3/8", 7/16", 1/2", 9/16", 5/8", 11/16", 3/4"
 Metric: 9, 10, 11, 12, 13, 14, 15, 16, 17, 19 mm.

(10) 1/2" Drive Sockets

S.A.E.: 1/2", 9/16", 5/8", 11/16", 3/4", 7/8", 15/16", 1", 1-1/8", 1-1/4"

7-Accessories

- (1) 1/4" Drive Spinner Handle 6"
- (1) 3/8" to 1/4" Drive Adapter
- (1) 3/8" Drive Ratchet Handle 8"
- (1) 3/8" Drive Extension Bar 3"
- (2) 3/8" Drive Spark Plug Sockets 5/8", 13/16"
- (1) 1/2" Drive Ratchet Handle 10"
- (1) Metal Case

510-138 \$24.98 set

Ruler Set

Set Includes:

- 1 Set of Upholstery Hole Gauges
- 1 Bearing, Axle, Spoke Gauge
- 2 I.D. O.D. Gauges
- 1 60" Ruler

510-117 \$10.95 set



60" Ruler

Works good for measuring armrests, upholstery sizes and hole spacings.


510-116 \$3.10 ea.



Naugahyde Material




Nylon Material



Mesh Material



Webbing Material




Shower/Commode Chair Material



Anti-Microbial Boardwalk Colors



Stethoscope and Blood Pressure/Sphygmomanometers





**Parts and Accessories
Catalog #1160**

1111 Industrial Park Road
Brainerd, MN 56401
www.ocelco.com

Local 1-218-828-7788
Toll Free 1-800-328-5343
Fax Free 1-866-829-9744


Serving Your Needs
Since 1974



Attention: Maintenance
Shop Online www.ocelco.com or call 800-328-5343

Presorted Standard
U.S. Postage
Paid
Ripon, WI
Permit No. 100

SALE 5% OFF All Wheelchair
Accessories. When you order online using
Discount Code **ACCESS**



SALE 5% OFF All Bath Safety when
you order online using Discount Code **BATH**



SALE 10% OFF
Pill Management Line



Pill Planners



Ocelco Original
Pill Crusher

SALE 10% OFF All Wheelchair
Parts when you order from WheelchairParts.
com using Discount Code **PARTS**



LOG ON TODAY TO SAVE TIME AND MONEY WHEN YOU ORDER ONLINE

www.ocelco.com - We're The Friendly People

CHECK OUT OUR NEW WEBSITE www.WheelchairParts.com